

 **DIMAR GROUP**

 **DIMAR** |  **FLURY SYSTEMS**

**Industrial  
Precision  
Tools**



Saw Blades | CNC Tools | Cutters | Drills | Router Bits



EN847-1  
EN847-2



## Quality Manufacturing

Dimar manufacturing includes state-of-the-art facilities housing some of the most advanced technology, machines and production processes in the industry. Production complies or exceeds industry standards via accredited quality assurance systems. Every step of our manufacturing process conforms to rigorous quality controls; from raw materials to the finished product; promising consistent high quality throughout.

## R&D Powerhouse

At Dimar, the future is in capable hands. Our dedicated in-house engineering team represents a powerhouse of knowledge in all disciplines associated with the research, development and production of superior cutting tools for industrial applications. Our innovative, agile outlook ensures we're continually moving forward, developing new products and improving upon existing technologies.

## New Product Cycle

**Defining the Need:** Dimar's deep understanding of the global cutting tool industry drives our new product development process. New tool structure and design has always been a direct result of our ability to assess industry wants and needs.

**Raw Materials Experts:** Advanced raw material technologies, procured from the world's foremost materials manufacturers, is critical to our success. Dimar also develops its own proprietary grades of carbide.

**Advanced Testing:** Dimar's purpose-built R&D laboratory allows our engineers and tech experts to accurately monitor and test all new product designs.

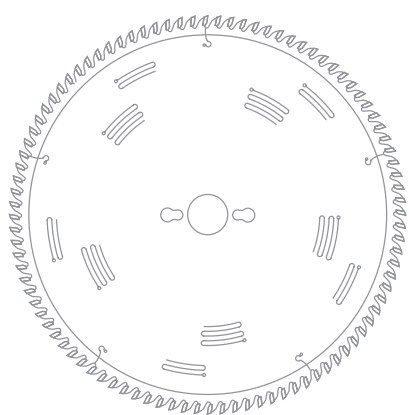
## Custom Solutions

Sometimes customers require creative, tailor-made cutting tool solutions. Utilizing purpose-built machines, Dimar can offer customized designs made to tight tolerances with application-specific carbide grades and geometries as an engineered solution. We work closely with our customers to ensure we're delivering the best tailor-made or modified tool solution for their specific needs.

# Table of Contents

## Introduction

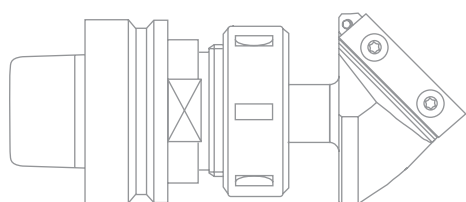
General Information	1	-	3
Featured New Products	4	-	5



## Saw Blades



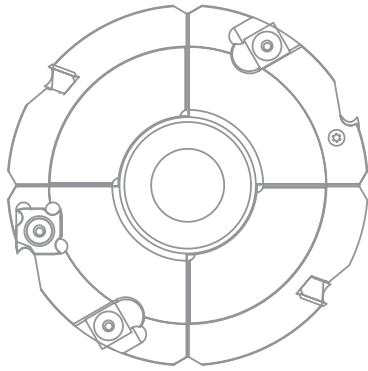
Technical Information	8	-	13
Dimar Saw Blades Selection Guide	9	-	10
Diamond (PCD) Saws <b>NEW</b>	14	-	16
Solid Wood	17	-	21
Particle & Laminate Boards	22	-	27
Panel Sizing Machines	28	-	30
Scoring Saws	31	-	32
Plastic	33	-	34
Cutting Profile & Bars	35	-	37
Saw blade for track saw	38	-	
Quick Selection Guide	39	-	45




## CNC

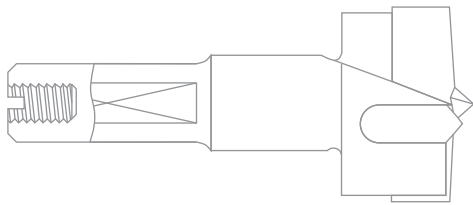


Technical Information	50	-	53
Diamond (PCD) tool <b>NEW</b>	54	-	60
Grooving & Sizing	61	-	79
<b>DnamicX2</b> <b>NEW</b>	61	-	
Profiling & Chamfering	80	-	89
Door Frame & Panel	90	-	110
Jointing & Rebating	111	-	
Carving	112	-	116
Clamping Systems & Adapters	117	-	118



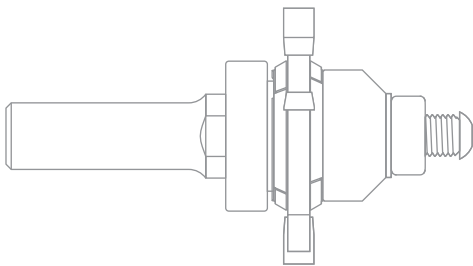
## Cutters

Technical Information	124	-	127
Diamond (PCD) tool <b>NEW</b>	128	-	130
 Grooving	131	-	138
Rebating	139	-	140
Planing Heads	141	-	144
Profiling	145	-	157
Jointing	158	-	161
Door Frame & Panel	162	-	173
Biscuit Jointer Cutter	160	-	161
Multi Profile System	174	-	189




## Drills

Technical Information	194	-	
CNC & Automatic Drilling Machines	195	-	208
Multi-Purpose Boring	208		210
Countersinks & Plug Maker	211	-	219
Dirose	220	-	221



## Router Bits

Technical Information	227		
<b>DnamicX2</b> <b>NEW</b>	228	-	
Grooving & Sizing	228	-	250
Profiling & Chamfering	251	-	303
Jointing & Rebating	304	-	310
Door Frame & Panel	311	-	319
Drills for Routers	319		
Carving	320		
Ball Bearings	321		322



## Advanced Materials

Plastic	327	-	336
Solid Surface Materials	337	-	340
Aluminum	350	-	357
Composite Tools	358	-	357

Index by catalog numbers	359	-	376
--------------------------	-----	---	-----

# Featured New Products

Dimar has developed new tool technologies designed to offer outstanding solutions for a range of CNC applications.

## Diamond Tools (PCD)

NEW



Dimar now offers our customers a selection of PCD tools for operations that require high durability, long-life cutting quality and reliability. We also provide expert custom-made PCD solutions and prototyping services - according to customer requirements.

**Application:** For CNC operation on man-made wood board, plastic, solid surfaces, hard wood and soft wood.

Page 14, 54, 128

## DnamicX2

NEW



The Ultimate in Router Bits! New generation long-lasting straight router bits specially engineered for increased tool life up to 10 times! Uses ultra-submicron tungsten carbide technology.

**Application:** For manual routing and CNC operation on man-made wood board, plastic, solid surfaces, hard wood and soft wood.

Page 61, 228

## Spoilboard Surfacing Router

NEW

Three family groups: for man-made board, non-penetrating, for solid wood, non-penetrating and for all types of wood, penetrating (6mm).

**Application:** For planing, solid wood and man-made board, and spoilboard surfacing operations.



Page 74-79

## Round Over Point Cutting

NEW



Expanding our tool range to fit market demands, we've added a special round over center point cutting with replaceable knives.

**Application:** For manual routing and CNC operation on man-made wood board, plastic, solid surfaces, hard wood and soft wood.

Page 95

## Small Adjustable Chamfer Cutter

NEW



Clever adaptation of one of our most popular tools, now for smaller CNC machines or manual routers working in smaller sizes.

**Application:** For all types of wood. Adjustable angle from 90° to -45° in a step of 7.5°. For diameters, less than 48 mm.

Page 81


## ACM Tooling Package

NEW



A tooling package designed for use with Aluminum Composite Materials (ACM) such as Alucobond®. Suited to a variety of machines and applications. Tools fit in all machines types and technologies. Replaceable knives for max. accuracy.

**Application:** For manual routing and CNC operation, manual circular saw and table saw machines to create banding slots in ACM.



Page 354

## Composite Materials

NEW



MILLING

DRILLING

SAWING

MOLD

Dimar recognizes the challenges of machining composite materials and has developed a group of tools that offer clean-cut solutions for these demanding materials.

### Multi Flute Tool Design

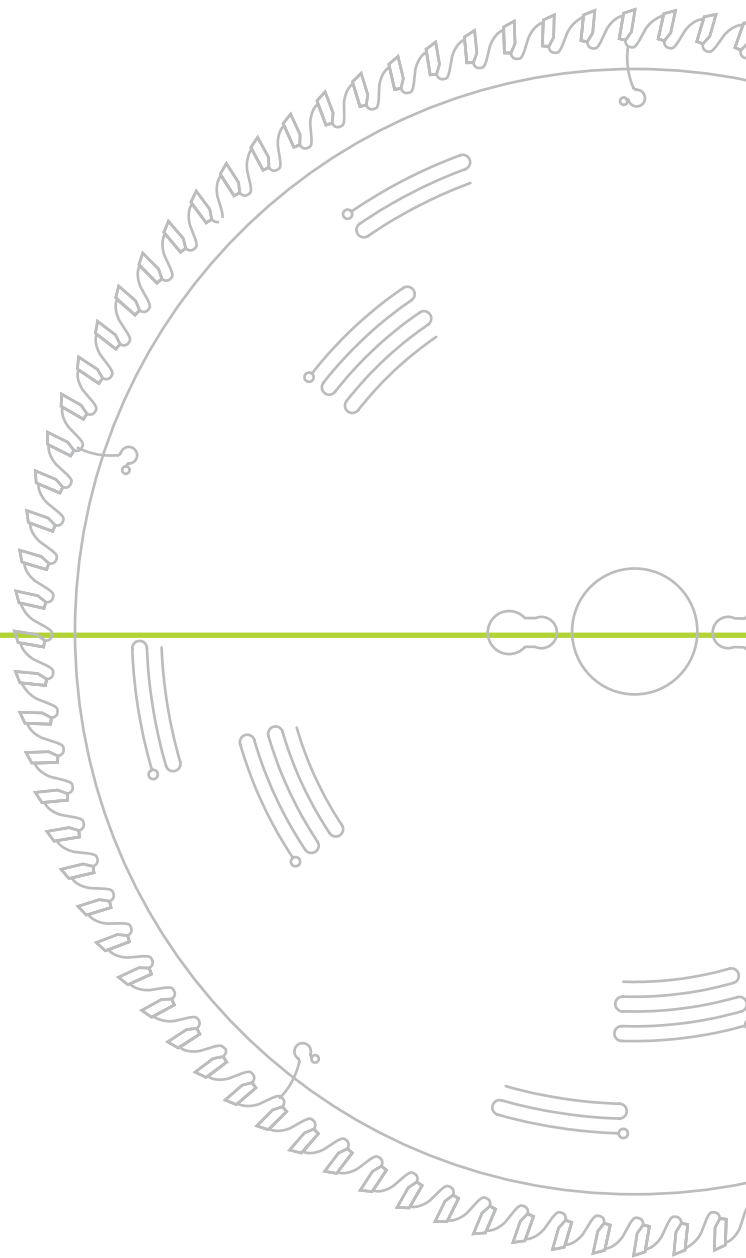
- Ideal for thin composite materials, reduces delamination risks.
- Significantly increases tool life and finished part quality.

### Part Penetration


- Special tool-end geometry allows penetration of the part the moment it begins operating.
- Multiple tool flutes limit chip out-flow during initial penetration, using a spiral motion.

Page 358

# Saw Blades




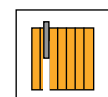
Offering a comprehensive range of quality saw blades for all industrial applications has established Dimar as a global leader in this field. Our saw blades feature the following important characteristics:

- Advanced grades of carbide best suited to cutting requirements
- Manufacture by fully automated, high-precision grinding machines
- Unique technology to ensure superior straightening, balancing and tension
- Special micro-coating applied by electrostatic processing
- Selected saw blades are offered using Polycrystalline Diamond (PCD) tool technology,  for ultra-hard-wearing, long-life cutting quality and reliability

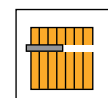
Dimar saw blades deliver optimum performance, superior cutting and proven prolonged tool life.

## Saw Blades INDEX

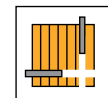
Technical Information	8	-	13
Dimar Saw Blades Selection Guide	9	-	10
 Diamond (PCD) tool <b>NEW</b>	14	-	16
Solid Wood	17	-	21
Particle & Laminate Boards	22	-	27
Panel Sizing Machines	28	-	30
Scoring Saws	31	-	32
Plastic	33	-	34
Cutting Profile & Bars	35	-	37
Saw blade for track saw	38	-	
Quick Selection Guide	39	-	45



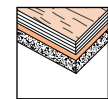
Solid Wood  
Along the Grain



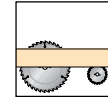
Solid Wood  
Across the Grain



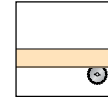
Solid Wood  
Miter Joint




Particle &  
Laminate Board



Panel Sizing  
Machines




Scoring Saws



Cutting Profile  
& Bars



Dimar is proud to introduce a complete range of carbide tipped sawblades manufactured to the highest possible standards of precision. Our blades are utilized in the most demanding applications for woodworking, plastic and nonferrous materials. The blades are produced in a highly-automated, state-of-the-art facility. Engineered with oversized, sub-micron carbide tips, our blades provide extended life and optimal performance required by the most demanding industrial user.



Products are sold worldwide under the Dimar brand as well as to leading OEM companies. Building on our cumulative experience since 1960 has allowed us to develop a supply chain that meets the needs of local markets as well as the demands of large global organizations. Our reputation is based on manufacturing high quality industrial products, delivering real solutions to the market and offering outstanding customer service.

Dimar manufactures a comprehensive line of sawblades suitable for machines within a wide range of industrial applications. Our production processes utilize the most advanced technology available. Raw materials are of the highest possible grades, procured from recognized global suppliers.

### Important Features of the Dimar Saw Blade Range:

**Highest Quality Steel:** Premium steel supplied by leading European producers with superior alloys specifically optimized for use as saw bodies.


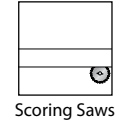
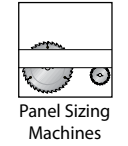

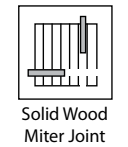
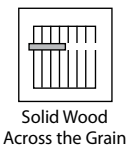
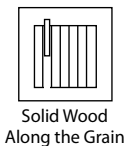
**Laser Cutting:** All Dimar sawblades are exclusively cut by laser for the highest possible precision on critical dimensions.

**Expansion Slots:** Optimal design of expansion slots are laser cut to reduce distortion resulting from heat and centrifugal forces. Our expansion slots are specifically designed to control noise caused by air turbulence during high speed rotation of the blade.


**Arbor Holes:** The central bore has a tight tolerance following DIN norm for H7 precision. Surface finish is controlled by a unique machining process resulting in an exceptional fit for high concentricity when mounted on the saw arbor. The chamfered edge provides smooth installation without damaging the saw body.



**Copper Plugs:** Many of our standard blades have copper plugs used to fill the expansion slot base hole, to further reduce vibration and noise.



**Advanced Carbide:** Dimar utilizes only the highest quality virgin carbide produced in Europe. Grades are of either Micro-grain, Sub-Micron or Nano-grain sizes, to provide the ultimate longevity of the cutting edge, significantly increasing life cycle. Specific grades are perfectly matched to the cutting requirements for each application.



**Precision Surface Grinding:** All saw bodies are rotary surface ground to exacting tolerances for thickness and flatness.

**Carbide Brazing:** Our brazing process is fully automated with temperature controlled machinery using a tri-metal (silver-copper-silver) shim for added shock resistance. The automated process allows the carbide to be heated and cooled without changing the metallurgical properties thus enhancing the performance of the saw blades.

**Sharpening:** Our state-of-the-art grinding machinery is fully automated with robotic material handling for the highest possible accuracy in a cost-effective environment. We utilize customized diamond grinding wheels to maintain strict tolerances and a superior surface finish which guarantees the cutting quality.

**Tension:** Dimar utilizes a unique proprietary process to achieve the ultimate in saw body tensioning. Our blades receive individual inspection for tension, flatness and run-out resulting in a blade that performs perfectly out of the box, every time.

**Balancing:** In addition to our unique tensioning process, each blade produced by Dimar is balanced to further eliminate vibrations that can affect performance and cause premature wear.

**Tooth Configurations:** A variety of tooth geometry is offered for performance optimization in each application.

**Coatings:** Dimar has developed an exclusive electrostatic coating process, DCOAT, that provides a thin yet strong layer of protection with a uniform thickness, over the entire saw body and teeth. This special coating process guards against rust and resin while also offering heat resistance. Reduced friction during operation results in longer cutting runs under reduced power consumption.

The DCOAT process is environmentally friendly and free from harmful chemicals.

\*Upon customer request, Dimar can also provide distinctive surface coatings in a range of colors.

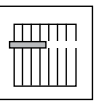
**Laser Engraving:** This is the final step in the process, following Quality Control. All pertinent information and part identification is clearly and permanently marked on the saw body by laser engraving.

### Features that make a superior product:

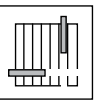
- Outstanding cut quality and surface finish
- Extended blade life over repeated sharpening
- Minimum vibration and noise characteristics
- Exceptional price-to-performance ratio



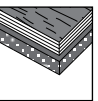
Solid Wood Along the Grain



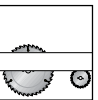
Solid Wood Across the Grain



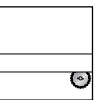
Solid Wood Miter Joint



Particle & Laminate Board



Panel Sizing Machines



Scoring Saws



Cutting Profile & Bars

### **D**MAX The Ultimate Saw blade

Under the DMAX brand, we have developed a superior family of products for maximum longevity when cutting man-made materials such as Plywood, Melamine and MDF. Unique properties of the DMAX saw blade include:

**Ultrafine-grain Carbide:** With significantly higher hardness Ultrafine-grain carbide provides the highest possible tool life and wear resistance, especially for laminated materials. The surface of each tooth is precision ground to the highest finishing standards to ensure a sharp cutting edge.

#### **Precision Saw Body:**

- o High precision body balanced to G6.3, to minimize vibration and provide a smooth cut.
- o Exclusive straightening process developed by Dimar engineers
- o Fully automated production results in a perfect blade every time
- o Blades are further tension adjusted for sawing man-made materials and exotic woods.

**Carbides & Grinding:** Using micro grain carbides for superior wear resistance, we achieve the highest level of saw tooth surface quality, to ensure maximum sharpness of the cutting edge.

### **D**TOP DTOP is a specialized product range under the DMAX

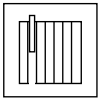
brand specifically designed for sawing melamine boards; delivering an exceptionally clean cut in melamine material. It features special expansion slots, filled with thermal-plastic polyurethane, to significantly reduce noise and vibration.

### **D**MAX+ Long Life Blades

DMAX+ long life saw blades are used for cutting MDF, HDF (coated/uncoated) as well as high quality clean chipboard. Teeth are produced from special ultrafine-grain quality carbide for extreme durability against erosion working with these materials. DMAX+ is intended for use with table saws and panel sizing machines. Straightening is maintained long term as a result of a unique straightening method which does not alter the structure of the saw body. Static balancing increases stability to best preserve machine bearings.

### **D**MAX+ Long Life Blades

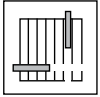
DMAX+ long life saw blades are used for cutting MDF, HDF (coated/uncoated) as well as high quality clean chipboard. Teeth are produced from special ultrafine-grain quality carbide for extreme durability against erosion working with these materials. DMAX+ is intended for use with table saws and panel sizing machines. Straightening is maintained long term as a result of a unique straightening method which does not alter the structure of the saw body. Static balancing increases stability to best preserve machine bearings.



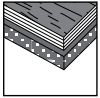
Solid Wood  
Along the Grain



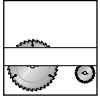
Solid Wood  
Across the Grain



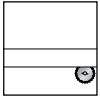
Solid Wood  
Miter Joint



Particle &  
Laminate Board



Panel Sizing  
Machines



Scoring Saws



Cutting Profile  
& Bars

### **D**MAX Panel Sizing Blades

DMAX panel sizing blades yield optimum performance, utilizing advanced geometries to achieve exceptionally clean cuts and extended blade life.

Features include:

- Nano-size carbide grades for maximum cutting cycle
- Crisp, sharp cutting edges for precision grinding
- Heavier gauge body for high stability in the cut
- 10.5 mm carbide tips for prolonged life and more service cycles

### **D**MAX Scoring Blades

DMAX scoring blades, used in various applications are available in three types:

- **DVF** Type: Straight grinding, long lasting carbide and kerf, adjusted by precision spacers.
- **DVK** Type: Conical grinding, long lasting carbide and kerf, adjusted by projection above the table.
- **D-Leader** Type: A unique patented scoring saw blade for quick adjustments

using a scale from 2.8mm to 3.6mm. Adjustments can be made while the blade remains mounted on the machine. D-Leader is available in 120mm or 125mm diameters, with either a 20mm or 25mm bore.



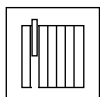
DVF



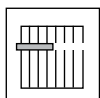
DVK



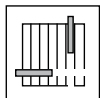
**PATENTED**



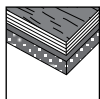
Solid Wood Along the Grain



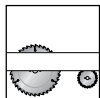
Solid Wood Across the Grain



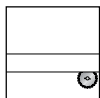
Solid Wood Miter Joint



Particle & Laminate Board



Panel Sizing Machines



Scoring Saws



Cutting Profile & Bars

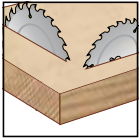
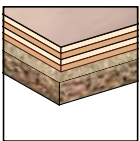


# DIMAR SAW BLADES SELECTION GUIDE

Hardness	Hard	B	D	M	Normal
	↑ ↑ ↑ ↑ ↓ ↓ ↓ ↓				
1 Carbide Type	2 Pitch (mm)	3 Grinding Shape	4.&5 Additional Parameters		
	A= 32-44	S TCG W ATB	G = Chip Limiter P = Plastic		
	B= 23-28	F Flat D HG	Q = Quiet N = Negative Hhook Angle		
	C= 16-20	U TCG for Plastic Z	T = Thick Body / Thick Booth		
	E= 13-15	ATB for Steel C Combination	M = Wiper		
	F= 9-11	H TCG for Milling T AT-TCG	O = 0° Hook Angle D = Thin Body and Kerf		
	V	K Conical	A = Made to Cut Aluminum		
	V	F ATB	B = Made to Cut Steel		

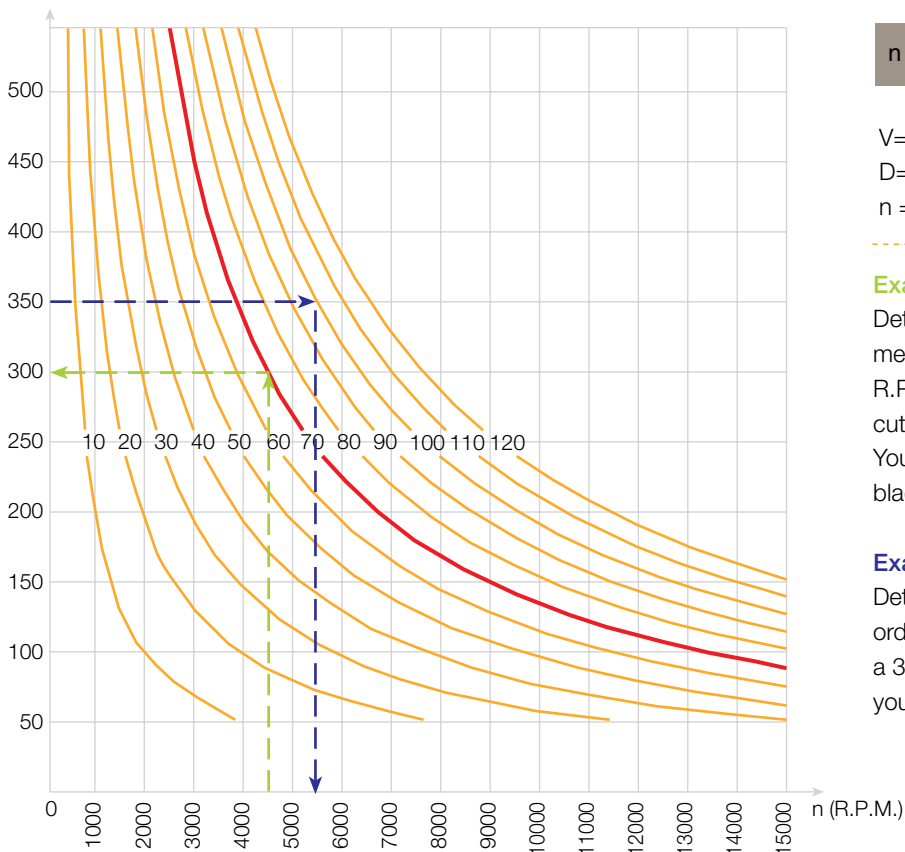
	1 Carbide Type	2 Pitch	3 Grinding Shape	4.&5 Additional Parameters
BFS	B	F	S	
BEST	B	B	S	T
DCST	D	C	S	T
DEW	D	E	W	
DES	D	E		
DEST	D	E	S	T
DFCC	D	F	CC	
DFS	D	F	S	
DFW	D	F	W	
DFSQ	D	F	S	Q
DSW	D	S	W	
DVF	D	V	F	
DVK	D	V	K	
MAF	M	A	F	
MAFT	M	A	F	T
MAFG	M	A	F	G
MAFGM	M	A	F	G+M
MAFM	M	A	F	M
MAWO	M	A	W	O
MASAN	M	A	S	AN
MBW	M	B	W	
MBWO	M	B	W	O
MCC	M	C	C	
MCD	M	C	D	
MCDN	M	C	D	N
MCE	M	C	E	
MCS	M	C	S	
MCW	M	C	W	
MCWD	M	C	W	D
MCTA	M	C	T	A
MCZB	M	C	Z	B
MED	M	E	D	
MEDN	M	E	D	N
MEHAN	M	E	H	AN
MES	M	E	S	
META	M	E	T	A
MEW	M	E	W	
MEZB	M	E	Z	B
MFHAN	M	F	H	AN
MFS	M	F	W	
MFSAN	M	F	S	AN
MFSD	M	F	S	D
MFSO	M	F	S	O
MFTA	M	F	T	A
MFUP	M	F	U	P
MFW	M	F	W	
MFWD	M	F	W	D
MFWTN	M	F	W	T+M
MFZB	M	F	Z	B
MFHAN	M	F	H	AN

Cutting Application	Wood Cutting Quality				Plastic	Solid Surface	Non Ferrous Metal	Steel			
	Rip	Cross Cut	Glue Line/ Cross Cut	Plywood							
Grinding Type											
	FLAT	ATB	ATB	COMBINATION	TCG						
Required Pitch for the Application	Pitch (mm)										
Popular Saw Blades Teeth Count Per Saw Diameter	Diameter	250	20T	30T	48T						
		300	24T	36T	60T						
		350	28T	42T	54T						
		400	28T	48T	60T						
Table Saw	Quality Group	STD	Hook Angle		18, 20°	15°	10° 15°				
			MAF	Page 17	MBW	Page 21	MCW			Page 21	
			MAFT	Page 17				MCWD			Page 20
			MAFG	Page 18				MEC			Page 26
			MAFGM	Page 18				MCS			Page 24
			MAFM	Page 19				DFCC			Page 20
Panel Saw	Q. Group	D <sub>MAX</sub>									
Radial Arm Saw	Q. Group	STD	Hook Angle		0°	-6°					
					MAWO			Page 19			

Wood Cutting Quality					Man-Made Boards		Plastic		Solid Surface	Non Ferrous Metal	Steel									
					Plywood/ Chip Board	MDF	Melamine	Veneer	Miter Cut/ Thin Kerf	Scoring Saw										
					Laminate Boards															
					ATB	TCG	HG	TCG	HG	ATB	HG									
					CONICAL	ATB			ATB	COMBINATION	HG									
					TCG	HG	TCG	HG	TCG	HG	TCG									
					Thermoplastic		Thermoset		Sheets	Rods, Bars & Profiles	Thin Wall Profiles									
					24-16 mm		12-9 mm		12-9 mm	12-9 mm	16-12 mm									
					60T		80T		80T	80T	60T									
					72T		96T		96T	96T	72T									
					8T4		108T		108T	108T	84T									
					96T		120T		120T	120T	96T									
					10°		10°		10°, 5°	10°, 5°	20°									
					MCD <td>Page 30</td> <td>MFS</td> <td>Page 24</td> <td>MFW</td> <td>Page 22</td> <td>MFSD</td> <td>Page 27</td> <td>MEC</td> <td>Page 329</td> <td>MFW</td> <td>Page 329</td> <td>MFS</td> <td>Page 24</td> <td>MFTA</td> <td>Page 351</td>	Page 30	MFS	Page 24	MFW	Page 22	MFSD	Page 27	MEC	Page 329	MFW	Page 329	MFS	Page 24	MFTA	Page 351
					MES	Page 24	MED	Page 30	MED	Page 30	MFWD	Page 20	MED	Page 327	MFS	Page 24				
					MED	Page 30	MFWTN		Page 23				DFCC	Page 329	MED	Page 327				
					MEW	Page 22														
					DEW	Page 23		DFWTN	Page 23											
					DES	Page 25	BFS	Page 25	DFS	Page 25	DFW	Page 23		DVF	Page 32		DFCC	Page 329	DFS	Page 25
							BES	Page 25	DFSQ	Page 26				DVK	Page 32					
							BESTT		Page 28					DVK	Page 29					
							DBSTT		Page 28											
					-6°															
					MCDN	Page 30														
					MEDN	Page 30								MEDN	Page 327		MFW	Page 328		
																	MFSAN	Page 350	MEZS	Page 353

Material	Cutting Direction	Cutting Speed (m/sec)
 <b>Natural wood</b>	Soft Wood along across	60 -100 61 -100
	Hard Wood along across	62 -100 63 -100
	Veneers along across	64 -100 65 -100
 <b>Boards</b>	Plywoods	50 -80
	MDF	60 -100
	Particle Board With PVC Coating	60 -80
	Particle Board with Melamine Coating	61 -80
	Particle Board with Veneer Coating	62 -80
	High Pressure Laminated Particle Board	63 -80
	Soft Fiber Board	70 -100
 <b>Plastic</b>	Cemented Bonded Board	50 -80
	Hard Paper / Hard Fiber	45 -70
	Duroplastic Board, Corian	15 -50
	High Pressure Laminated Bakelite	30 -70
	Thermoplastic Profiles	50 -80
 <b>Aluminum</b>	Aluminum Profiles	40 -70

### Determining Saw Blade Diameter or R.P.M.



$$n \text{ (rpm)} = \frac{1000 \cdot 60 \cdot V}{\pi D}$$


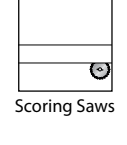
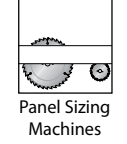

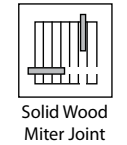
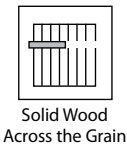
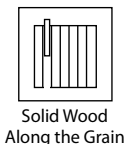
V= Speed  $\frac{m}{sec}$   
 D=Diameter mm  
 n = Spindle R.P.M.

#### Example 1:

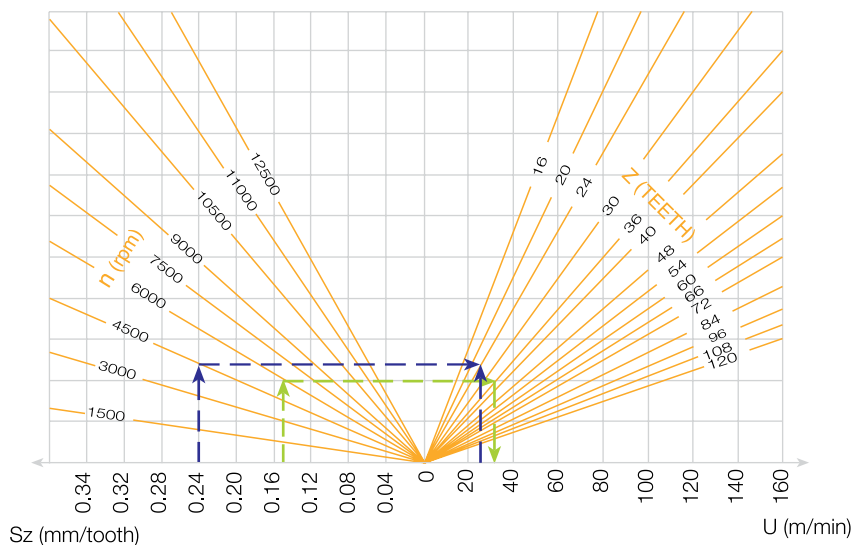
Determining the saw diameter to cut melamine coated chipboard with a 4500 R.P.M. diameter saw blade with 70 m/s cutting speed.  
 You should use a 300mm diameter saw blade.

#### Example 2:

Determining the r.p.m. to the machinery in order to cut at a speed of 100m/sec with a 350m saw.  
 you should work with 5,500 R.P.M.



### Determining Number of Teeth / Finding Feed Rate



#### Example 1:

##### Determining Feed Rate

Solid wood - chip size 0.15  
 r.p.m. - 6000  
 Number of teeth - 36  
 You should use Feed Rate - 32m/min

#### Example 2:

##### Determining number of teeth

Solid wood - chip size 0.24  
 r.p.m. - 4500  
 Feed - 22m/min  
 Therefore the number of teeth - 24

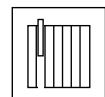
### Recommended Feed Rates Sz (mm/tooth)

Material	Recommended Feed Rates Sz (mm/tooth)
Solid wood	0.10 - 0.20
Chipboard and plywood	0.05 - 0.25
Boards with plastic lamination	0.03 - 0.06
Boards veneered on both sides	0.03 - 0.08
Hardboard	0.03 - 0.08
Duroplastic boards	0.02 - 0.05
Thermoplastic boards	0.05 - 0.08

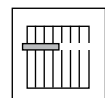
### Saw Blade Flanges

Saw Blade Diameter	30mm	40mm	60mm	80mm	100mm	120mm	150mm
180 = <190	50/40	80/60	80/60	-	-	-	-
190 = <300	80/60	80/60	80/60	120/90	140/110	-	-
300 = <400	120/90	120/90	120/90	120/90	140/110	160/130	200/160
400 = <450	120/90	120/90	120/90	140/110	140/110	160/130	200/160
450 = <550	140/110	140/110	140/110	140/110	140/110	160/130	200/160
550 = <630	160/130	160/130	160/130	160/130	160/130	160/130	200/160
630 = <800	200/160	200/160	200/160	200/160	200/160	200/160	200/160

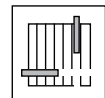
The size of the flange is determined by the saw blade diameter and bore diameter



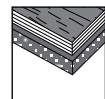
Solid Wood Along the Grain



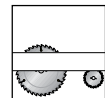
Solid Wood Across the Grain



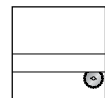
Solid Wood Miter Joint



Particle & Laminate Board



Panel Sizing Machines



Scoring Saws



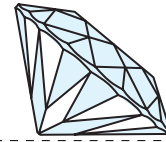
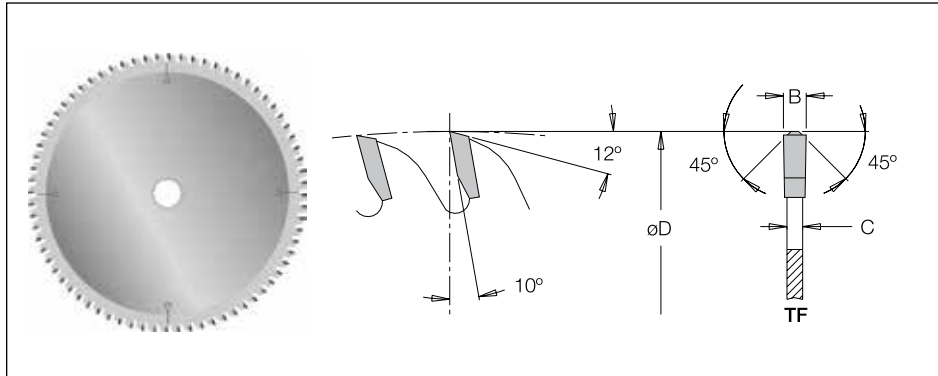
Cutting Profile & Bars

## PCD - Saw Blades TF

**NEW**

**Properties:** High efficiency cutting saw blade. Diamond height H=4.0mm. For stationary, portable and CNC machines.

**Application:** Suitable for homogeneous, abrasive materials such as Trespa, Max, Corian, plastics, MDF, chipboard, etc.



øD	Teeth	Code No.	B	H	From	ød
250	60	2715.251.30	3.2	4	TF	30
	60	2715.301.31	3.2	4	TF	30
300	72	2715.301.30	3.2	4	TF	30
	96	2715.303.30		4	TF	
350	84	2715.350.30	3.5	4	TF	30
	108	2715.351.30		4	TF	

■ Available upon request

Saw Blades




Solid Wood  
Along the Grain



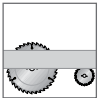
Solid Wood  
Across the Grain



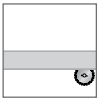
Solid Wood  
Miter Joint



Particle &  
Laminate Board



Panel Sizing  
Machines



Scoring Saws



Cutting Profile  
& Bars

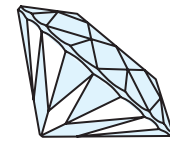
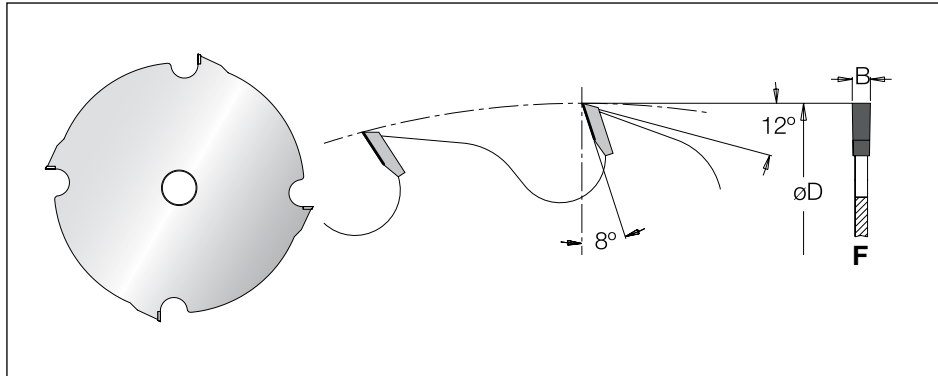


## PCD - Saw Blades for Portable Machines

**NEW**

**Properties:** High efficiency saw blade. Diamond height H=4.0mm. For portable machines.

**Application:** Suitable for homogeneous, abrasive materials such as Trespa, Max, Corian, plastics, MDF, chipboard, etc.



øD	Teeth	Code No.	B	H	From	ød
160	4	2814.160.20	2.4	4	F	20
	8	2814.160.21	2.4	4	F	20
190	4	2814.190.20	2.4	4	F	20
	8	2814.190.21 ■	2.4	4	F	20
	8	2814.190.31	2.4	4	F	30
216	8	2814.216.31	2.4	4	F	30
250	6	2814.250.30	2.4	4	F	30
	12	2814.250.31	2.4	4	F	30

■ Available upon request



Solid Wood  
Along the Grain



Solid Wood  
Across the Grain



Solid Wood  
Miter Joint



Particle &  
Laminate Board



Panel Sizing  
Machines



Scoring Saws



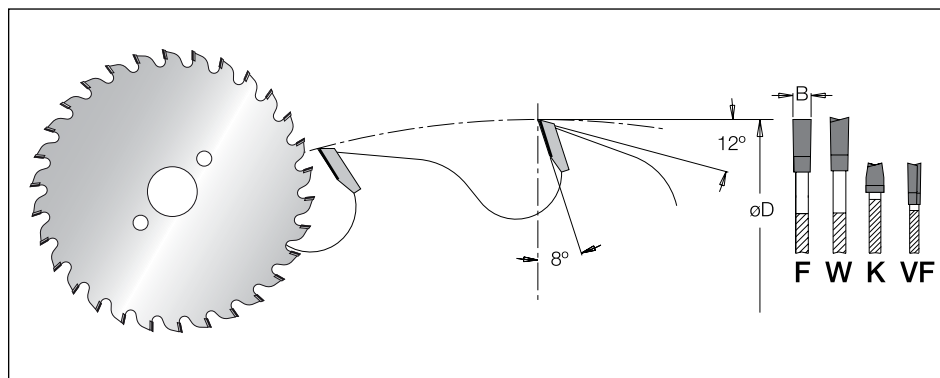
Cutting Profile  
& Bars

## PCD - Scoring Saw Blades

**NEW**

**Properties:** Scoring saw blade. Diamond height H=4.0mm. For stationary sawing machines with scoring unit.

**Application:** Suitable for homogeneous, abrasive materials such as Trespa, Max, Corian, plastics, MDF, chipboard, etc.



øD	Teeth	Code No.	B	ød	From	H	
120	18	2833.120.22	3,35	22	F	4	Altendorf / Martin
125	18	2833.125.22	3,35	22	F	4	Altendorf / Martin
120	24	2833.120.20 ■	3,1/4,3	20	K	4	SCM / Maka / Holzer
125	24	2833.125.20	3,1/4,3	20	K	4	SCM / Maka / Holzer
120	12+12	2832.120.20 ■	2,8/3,6	20	VF	4	SCM / Maka / Holzer
125	12+12	2832.125.22	2,8/3,6	22	VF	4	Altendorf / Martin
125	24	2833.125.45 ■	4,4/5,2	45	K	4	Giben / Mayer / Homag
	24	2833.180.30 ■	4,4-5,2	30	K	4	Panhans
180	36	2833.180.45	4,8-5,6	45	K	4	Holzma
	36	2833.200.20	4,4/5,2	20	K	4	Schelling
	36	2833.200.45	4,4/5,2	45	K	4	Holzma / Homag
	36	2833.201.45	4,8/5,6	45	K	4	Holzma / Homag
200	36	2833.202.45 ■	5,8/6,6	45	K	4	Holzma

■ Available upon request

Saw Blades



Solid Wood Along the Grain



Solid Wood Across the Grain



Solid Wood Miter Joint



Particle & Laminate Board



Panel Sizing Machines



Scoring Saws

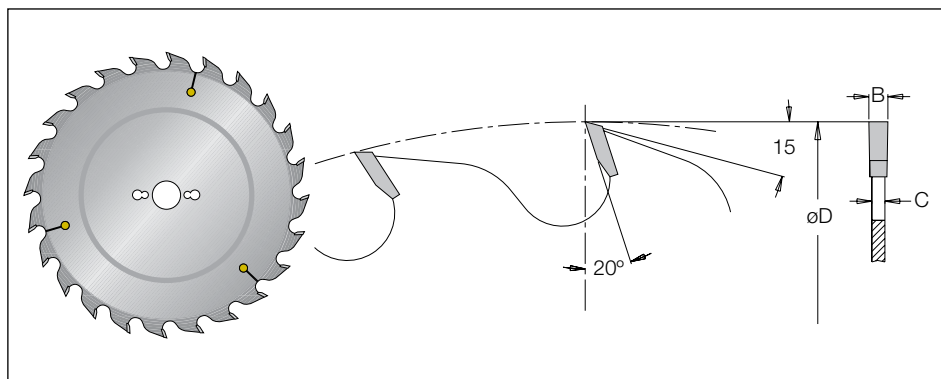


Cutting Profile & Bars

# Saw Blades

Solid Wood Along the Grain

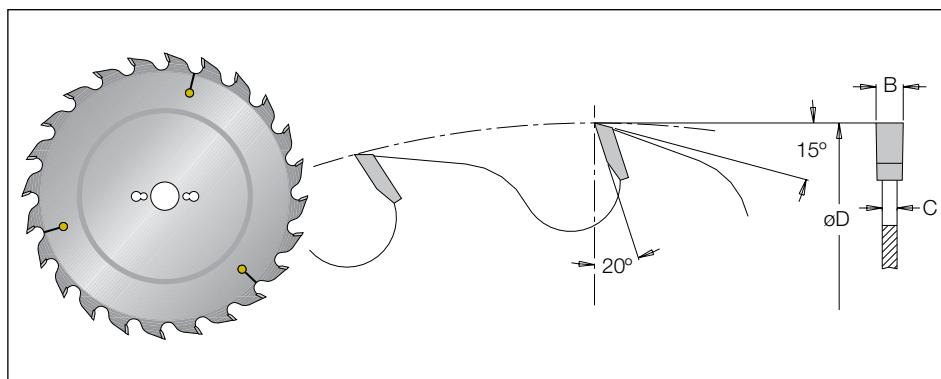
## MAF - Rip Saw Blade



øD	Teeth	Code No.	B	c	n	m/min	ød
250	20	90100306	3.2	2.2	4500-7600	14-23	30
	24	90100406	3.2	2.2	4500-7600	16-27	30
300	24	90100506	3.2	2.2	3800-6300	14-23	30
	24	90100500 ■	3.2	2.2	3800-6300	17-28	70
	30	90100606	3.2	2.2	3800-6300	17-28	30
350	28	90100706	3.5	2.5	3200-5400	13-23	30
400	32	90100806	3.5	2.5	2800-4500	13-22	30
450	32	90100846	4.0	2.8	2500-4000	12-19	30
500	36	90100856	4.4	3.0	2200-3500	12-19	30

■ Available upon request

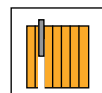
## MAFT - Rip Saw Blade



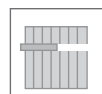
øD	Teeth	Code No.	B	c	n	m/min	ød
300	24	90120306 ■	4.4	2.8	3800-6300	14-23	30
350	28	90120506	4.4	2.8	3200-5400	13-23	30
400	32	90121106 ■	4.0	3.0	2800-4500	13-22	30
	32	90120906	4.4	3.0	2800-4500	13-22	30

■ Available upon request

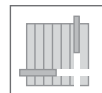
Saw Blades



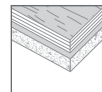
Solid Wood Along the Grain



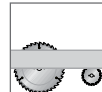
Solid Wood Across the Grain



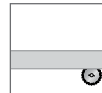
Solid Wood Miter Joint



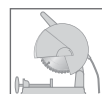
Particle & Laminate Board



Panel Sizing Machines

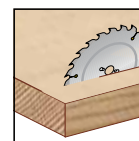
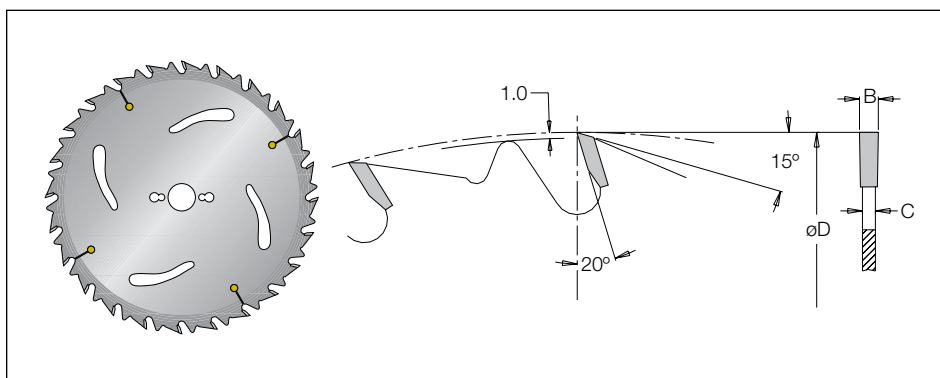


Scoring Saws



Cutting Profile & Bars

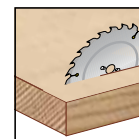
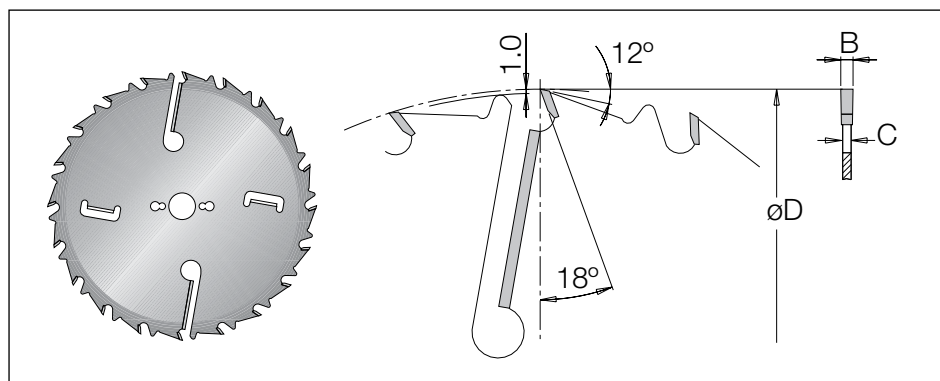
### MAFG - Rip Saw Blade



øD	Teeth	Code No.	B	c	☺	n	m/min	ød
250	20	90100906	3.2	2.2	-	4500-7600	14-23	30
	24	90100956	3.2	2.2	-	4500-7600	16-27	30
300	24	90101006	3.2	2.2	-	3800-6300	14-23	30
	24	90101000 ■	3.2	2.2	2/20x6	3800-6300	14-23	70
	28	90101046	3.2	2.2	-	3800-6300	16-26	30
	28	90101040 ■	3.2	2.2	2/20x6	3800-6300	16-26	70
350	28	90101106	3.5	2.5	-	3200-5400	13-23	30
	32	90101136	3.5	2.5	-	3200-5400	15-26	30
400	18	90101146	3.5	2.5	-	2800-4500	8-12	30
	28	90101156	3.5	2.5	-	2800-4500	12-19	30
450	40	90101166	4.0	2.8	-	2500-4000	15-24	30
500	44	90101186	4.4	3.0	-	2200-3500	15-23	30

■ Available upon request

### MAFGM - Rip Saw Blade



øD	Teeth	Code No.	B	c	n	m/min	ød
300	20+2+2	90400356 ■	3.2	2.2	3800-6300	11-19	30
350	24+2+2	90400556	3.5	2.5	3200-5400	12-19	30

■ Available upon request

⚠ With rakers to prevent the wood from making contact with the saw body.



Solid Wood Along the Grain



Solid Wood Across the Grain



Solid Wood Miter Joint



Particle & Laminate Board



Panel Sizing Machines



Scoring Saws

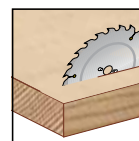
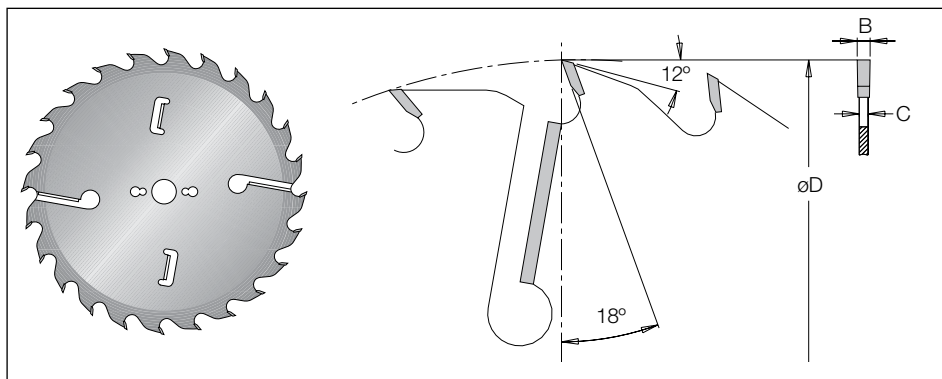


Cutting Profile & Bars

# Saw Blades

Solid Wood Along the Grain

## MAFM - Multi Rip Saw Blade

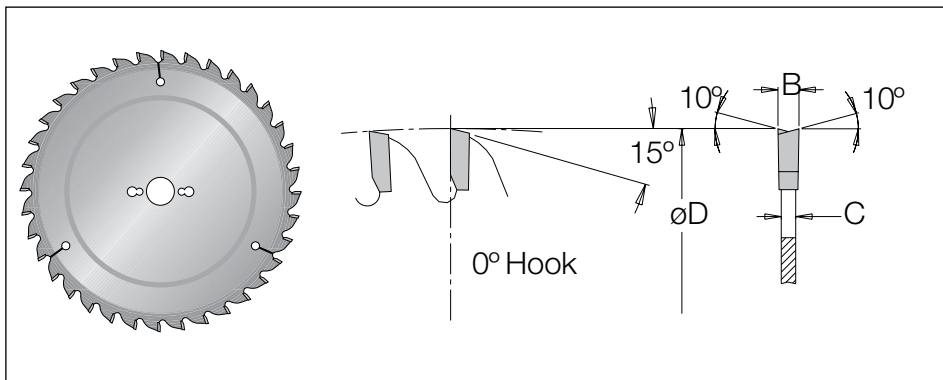


øD	Teeth	Code No.	B	c	☺	n	m/min	ød
250	18+2	90400106	3.2	2.2		4500-7600	12-21	30
	18+2	90400100	3.2	2.2	4/20x5	4500-7600	12-21	70
300	20+2+2	90400306	3.2	2.2	-	3800-6300	11-19	30
	20+2+2	90400300 ■	3.2	2.2	2/20x5	3800-6300	11-19	70
350	24+2+2	90400506	3.5	2.5	-	3200-5400	12-19	30
	24+2+2	90400500	3.5	2.5	2/20x5	3200-5400	12-19	70

■ Available upon request

⚠ Wet and dry wood.  
With rakers to prevent the wood from making contact with the saw body.

## MAWO,MBWO - Cross Cut Saw Blade

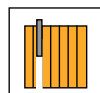


øD	Teeth	Code No.	B	c	n	m/min	ød
250	24	90801106 ■	3.4	2.4	4500-7600	16-27	30
	42	90801206	3.4	2.4	4500-7600	28-48	30
300	36	90801306	3.8	2.8	3800-6300	21-34	30
350	42	90801506	4.2	2.8	3200-5400	20-34	30
400	48	90801706	4.2	3.0	2800-4500	20-32	30

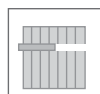
■ Available upon request

⚠ Meant for over arm machine.

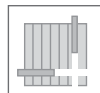
Saw Blades



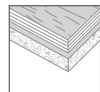
Solid Wood  
Along the Grain



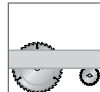
Solid Wood  
Across the Grain



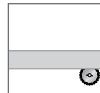
Solid Wood  
Miter Joint



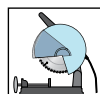
Particle &  
Laminate Board



Panel Sizing  
Machines

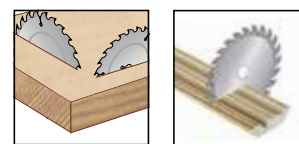
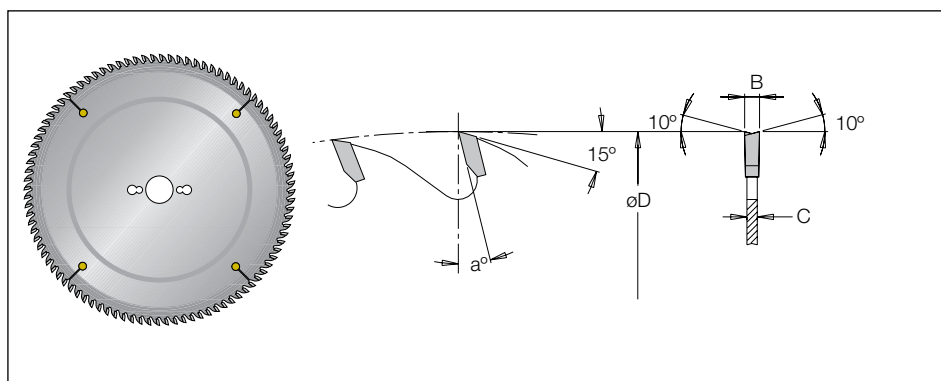


Scoring Saws



Cutting Profile  
& Bars

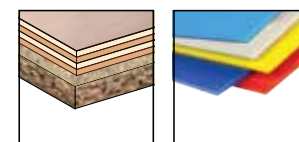
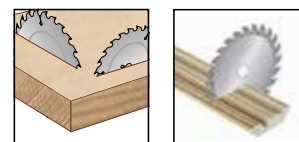
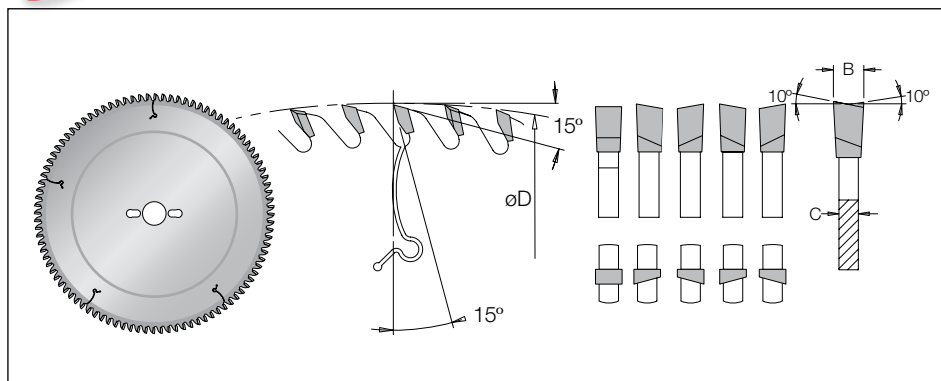
### MCWD, MFWD - Trimming & Cross Cut Thin Kerf Saw Blade



øD	Teeth	Code No.	B	c	a°	n	m/min	ød	
150	24	90130106 ■	2.3	1.6	15°	7600-12000	27-43	30	MCWD
150	48	90131206 ■	2.3	1.6	10°	6300-10000	51-82	30	MFWD
180	30	90130206	2.3	1.6	15°	6300-10000	28-45	30	MCWD
200	34	90130306	2.3	1.6	15°	5700-9000	29-46	30	MCWD
200	64	90131406 ■	2.3	1.6	10°	4700-7600	51-83	30	MFWD
	80	90131476	2.2	1.6	5°	4700-7600	64-103	30	MFWD
230	34	90130406 ■	2.3	1.6	15°	4900-8300	25-42	30	MCWD
250	40	90130506	2.3	1.6	15°	4500-7600	27-46	30	MCWD
	80	90131606	2.3	1.6	10°	3800-6100	52-83	30	MEWD
300	100	90131676	2.3	1.6	5°	3800-6100	65-104	30	MFWD
	48	90130606	2.3	1.6	15°	3800-6300	27-45	30	MCWD
300	96	90131706	2.3	1.6	10°	3100-5000	51-82	30	MFWD
350	54	90130706	2.3	1.6	15°	3200-5400	26-44	30	MCWD
350	108	90131806 ■	2.3	1.6	10°	2700-4300	50-79	30	MFWD
380	48	90130806	2.7	2.0	15°	3000-5000	22-36	30	MCWD
380	100	90131906 ■	2.7	2.0	10°	2500-4000	43-68	30	MFWD

■ Available upon request

### MAX DFCC - Trimming & Cross Cut for Hard & Exotic Wood Saw Blade



øD	Teeth	Code No.	B	c	n	m/min	ød
300	100	96035306	3.0	2.2	3800-6300	27-45	30
300	120	96035356	3.0	2.2	3800-6300	27-45	30



Solid Wood Along the Grain



Solid Wood Across the Grain



Solid Wood Miter Joint



Particle & Laminate Board



Panel Sizing Machines


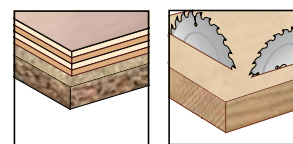
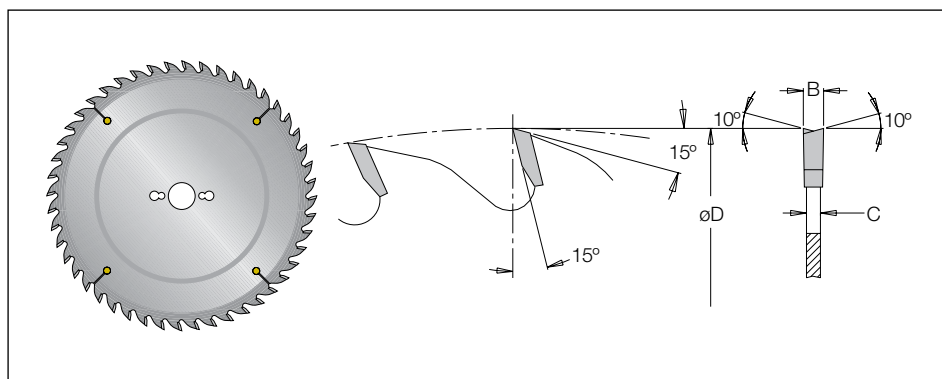


Scoring Saws



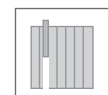
Cutting Profile & Bars

### MAW,MBW,MCW - Trimming & Cross Cut Saw Blade

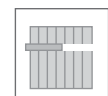


øD	Teeth	Code No.	B	c	n	m/min	ød	
125	24	90102103 ■	3.0	2.0	Max 4,500		20	MCW
132	20	90101223	2.6	1.6	Max 4,500		20	MCW
150	24	90102206	3.0	2.0	6300-10100	26-41	30	MCW
160	24	9010221E ■	2.6	1.6	6300-10100	26-41	16	MCW
165	18	90101203 ■	2.8	1.8	6300-10100	26-41	20	MBW
170	24	90102223 ■	2.6	1.6	5300-8400	26-41	20	MBW
180	24	90101306	3.0	2.0	5300-8400	23-38	30	MDW
	30	90102306	3.0	2.0	5300-8400	27-43	30	MCW
184	24	9010131E ■	2.8	1.8	5300-8400	26-41	16	MBW
	30	9010232E	2.8	1.8	5300-8400	26-41	16	MCW
190	24	90101333 ■	2.8	1.8	5300-8400	26-41	20	MBW
	36	90102353 ■	2.8	1.8	5300-8400	26-41	20	MCW
200	24	90101406	3.0	2.0	4700-7600	21-32	30	MBW
	34	90102406	3.0	2.0	4700-7600	27-44	30	MCW
210	24	90101416	2.8	1.8	4700-7600	26-41	30	MBW
	34	90102416	2.8	1.8	4700-7600	26-41	30	MCW
216	24	90101426	2.8	1.8	4700-7600	26-41	30	MBW
220	24	90101456	3.0	2.0	5200-8500	19-31	30	MBW
	34	90102436	3.0	2.0	4500-7600	25-40	30	MCW
230	24	90101506	3.0	2.0	4300-6900	26-41	30	MBW
	40	90102506	3.0	2.0	4300-6900	26-41	30	MCW
240	24	90101596	3.0	2.0	4300-6900	26-41	30	MAW
	30	90101606	3.2	2.2	3800-6100	20-34	30	MBW
250	40	90102606	3.2	2.2	3800-6100	26-41	30	MCW
	48	90102636	3.2	2.2	3800-6100	31-50	30	MCW
300	36	90101706	3.2	2.2	3800-6300	21-34	30	MBW
	48	90102706	3.2	2.2	3100-5000	25-41	30	MCW
350	36	90101796	3.5	2.5	3200-5400	17-29	30	MBW
	42	90101806	3.5	2.5	3200-5400	20-34	30	MBW
400	54	90102806	3.5	2.5	4300-2700	39-25	30	MCW
	48	90101906	3.5	2.5	4500-2800	32-20	30	MBW
450	60	90102906	3.5	2.5	3800-2300	39-23	30	MCW
	54	90102006	4.0	2.8	4000-2500	32-20	30	MBW
500	66	90103006	4.0	2.8	3300-2100	37-24	30	MCW
	60	90102056	4.4	3.0	3500-2200	32-20	30	MBW
	72	90103206	4.4	3.0	3000-1900	37-23	30	MCW

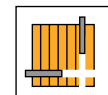
■ Available upon request



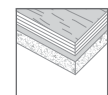
Solid Wood Along the Grain



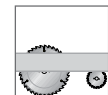
Solid Wood Across the Grain



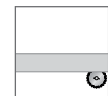
Solid Wood Miter Joint



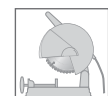
Particle & Laminate Board



Panel Sizing Machines


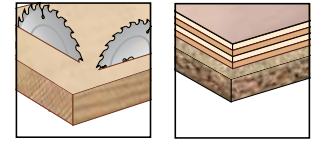
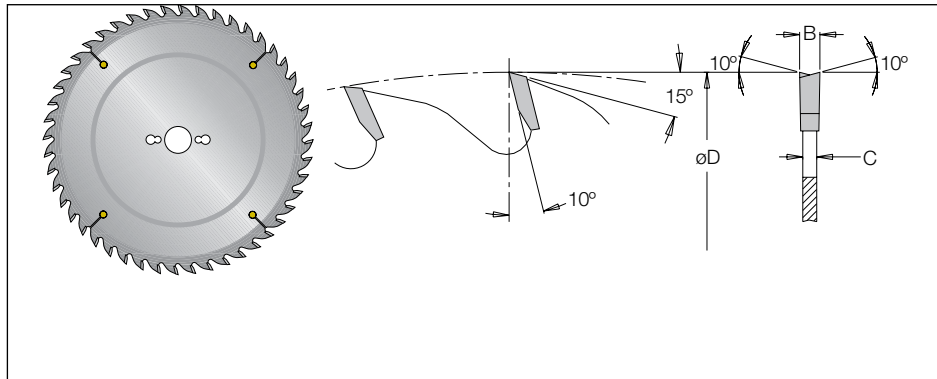


Scoring Saws



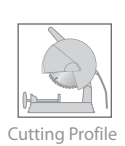
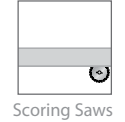
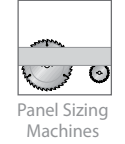
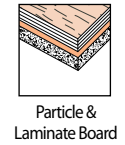
Cutting Profile & Bars

### MEW, MFW - Trimming & Cross Cut Saw Blade




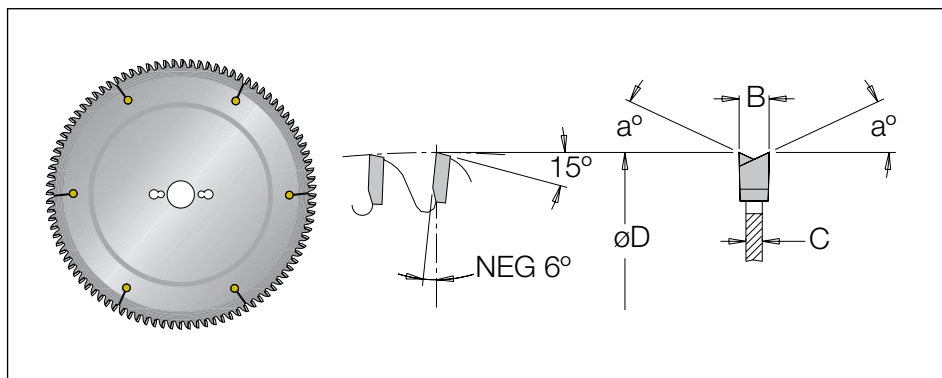
øD	Teeth	Code No.	B	c	n	m/min	ød	
100	30	9010330Z ■	2.2	1.6	Max 4,500		12	MFW
105	30	90103353 ■	2.2	1.6	Max 4,500		20	MFW
125	30	90103403 ■	3.0	2.0	Max 4,500		20	MEW
	40	90105203 ■	3.0	2.0	Max 4,500		20	MFW
132	36	90103553 ■	2.6	1.8	Max 4,500		20	MFW
140	30	90103453 ■	2.8	1.8	Max 4,500		20	MFW
150	30	90103506	3.0	2.0	6300-10100	32-52	30	MEW
	36	90103606 ■	3.0	2.0	6300-10100	39-62	30	MEW
	48	90105306	3.0	2.0	6300-10100	51-82	30	MFW
160	36	9010372E	2.6	1.6	6300-10100	32-52	16	MEW
	48	9010532E ■	2.6	1.6	6300-10100	32-52	16	MFW
180	42	90103806	3.0	2.0	5300-8400	38-60	30	MEW
	58	90105406	3.0	2.0	5300-8400	52-83	30	MFW
184	42	9010385E ■	2.8	1.8	5300-8400	26-41	16	MEW
190	48	90103953	2.8	1.8	5300-8400	26-41	20	MEW
200	48	90104006	3.0	2.0	4700-7600	38-62	30	MEW
	64	90105506	3.0	2.0	4700-7600	51-83	30	MFW
210	48	90104016	2.8	1.8	4700-7600	26-41	30	MEW
	64	90105436	2.8	1.8	4700-7600	26-41	30	MFW
216	48	90104116	2.8	1.8	4700-7600	26-41	30	MEW
	60	90105456	2.8	1.8	4700-7600	26-41	30	MFW
220	48	90104036	3.0	2.0	4300-6900	35-56	30	MEW
	64	90105596	3.0	2.0	4300-6900	47-75	30	MFW
230	48	90102556	3.0	2.0	4300-6900	26-41	30	MEW
	60	90105606	3.0	2.0	4300-6900	26-41	30	MEW
250	60	90104106	3.2	2.2	3800-6100	39-62	30	MEW
	80	90105706	3.2	2.2	3800-6100	52-83	30	MFW
300	60	90104206	3.2	2.2	3100-5000	32-51	30	MEW
	72	90104306	3.2	2.2	3100-5000	38-61	30	MEW
	96	90105806	3.2	2.2	3100-5000	51-82	30	MFW
350	72	90104406	3.5	2.5	2700-4300	33-53	30	MEW
	84	90104506	3.5	2.5	2700-4300	39-61	30	MEW
400	108	90105906	3.5	2.5	2700-4300	50-79	30	MFW
	96	90104606	3.5	2.5	2300-3800	38-62	30	MEW
450	120	90106006	3.5	2.5	2300-3800	47-78	30	MFW
	108	90104626	4.0	2.8	2100-3300	39-61	30	MEW
500	132	90106036 ■	4.0	2.8	2100-3300	47-74	30	MFW
	120	90104636	4.4	3.0	1900-3000	39-61	30	MEW

■ Available upon request





### MFWTN - Trimming & Sizing Saw Blade



øD	Teeth	Code No.	B	c	a	n	m/min	ød
250	80	90302706	3.4	2.6	25°	5300-7600	21-30	30
300	96	90302816 ■	3.0	2.2	35°	4400-6300	21-30	30
	96	90302806	3.4	2.6	25°	4400-6300	21-30	30
350	108	90302906	3.4	2.6	25°	3800-5400	21-29	30
400	120	90303006 ■	4.0	3.2	25°	3300-4500	20-27	30

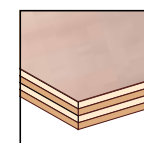
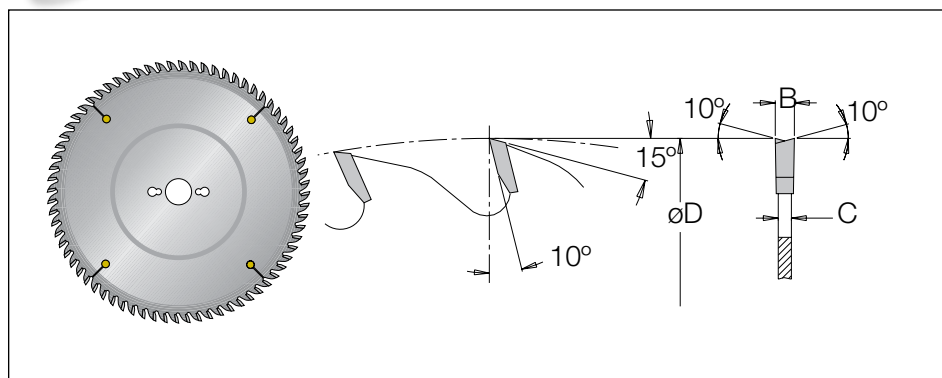
■ Available upon request

### MAX DFWTN - Trimming & Sizing Saw Blade

øD	Teeth	Code No.	B	c	a	n	m/min	ød
250	80	95302706	3.4	2.6	25°	5300-7600	21-30	30
350	108	95302906	3.4	2.6	25°	3800-5400	21-29	30
400	120	95303006 ■	4.0	3.2	25°	3300-4500	20-27	30

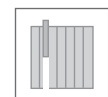
■ Available upon request

### MAX DEW,DFW - Trimming & Sizing Extended Life Saw Blade

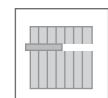


øD	Teeth	Code No.	B	c	n	m/min	ød	
250	60	95004106 ■	3.2	2.2	3800-6100	39-62	30	DEW
	80	95005706 ■	3.2	2.2	3800-6100	52-83	30	DFW
300	72	95004306	3.2	2.2	3100-5000	38-61	30	DEW
	96	95005806	3.2	2.2	3100-5000	51-82	30	DFW
350	72	95004406	3.5	2.5	2700-4300	33-53	30	DEW
	84	95004506	3.5	2.5	2700-4300	39-61	30	DEW
	108	95005906	3.5	2.5	2700-4300	50-79	30	DFW

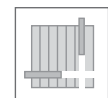
■ Available upon request



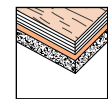
Solid Wood  
Along the Grain



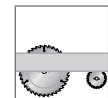
Solid Wood  
Across the Grain



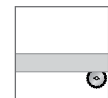
Solid Wood  
Miter Joint



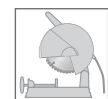
Particle &  
Laminate Board



Panel Sizing  
Machines

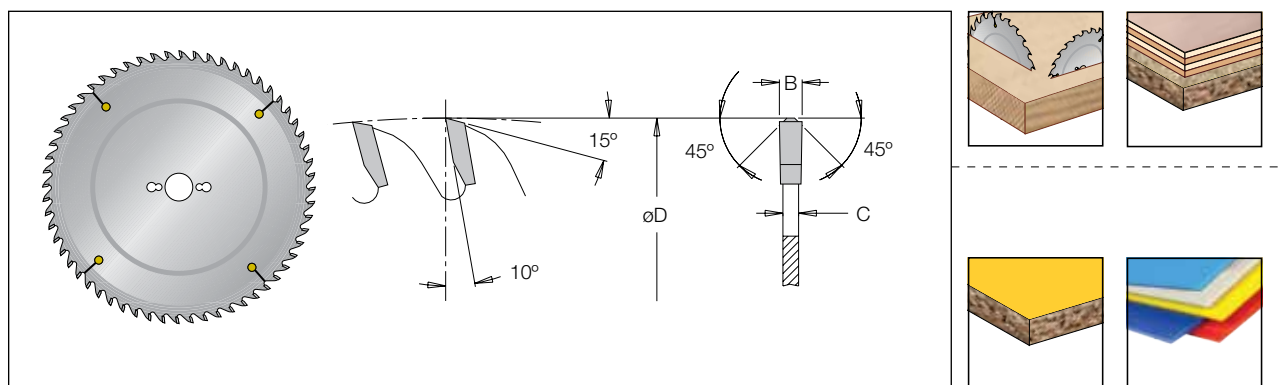


Scoring Saws



Cutting Profile  
& Bars

### MCS, MES, MFS - Trimming & Sizing Saw Blade

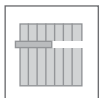


øD	Teeth	Code No.	B	c	n	m/min	ød	
125	40	90106053 ■	3.0	2.0	Max 4,500		20	MFS
140	48	90106043 ■	2.8	1.8	Max 4,500		20	MFS
180	42	90104683 ■	3.0	2.0	5300-8400	21-29	20	MES
	58	90106076	3.0	2.0	5300-8400	21-29	30	MFS
190	48	90104693 ■	2.8	1.8	5300-8400	26-41	20	MES
	60	90106173 ■	2.8	1.8	5300-8400	26-41	20	MFS
200	48	90104706 ■	3.0	2.0	6600-9000	16-22	30	MES
	64	90106086	3.0	2.0	6600-9000	21-29	30	MFS
210	64	90106116	2.8	1.8	4700-7600	26-41	30	MFS
	48	90104716 ■	2.8	1.8	4700-7600	26-41	30	MES
216	60	90106146	2.8	1.8	4700-7600	26-41	30	MFS
	34	90102486 ■	3.0	2.0	6000-8600	10-15	30	MCS
220	64	90106126	3.0	2.0	6000-8600	19-28	30	MFS
	60	90106096 ■	3.0	2.0	5300-7600	19-28	30	MES
230	64	90106186 ■	3.0	2.0	5300-7600	19-28	30	MES
	40	90104756 ■	3.2	2.2	5300-7600	11-15	30	MCS
250	60	90104806	3.2	2.2	5300-7600	16-23	30	MES
	80	90106106	3.2	2.2	5300-7600	21-30	30	MFS
	48	90102736 ■	3.2	2.2	4400-6300	11-15	30	MCS
300	60	90104856	3.2	2.2	4400-6300	13-19	30	MES
	72	90104906	3.2	2.2	4400-6300	16-23	30	MES
	96	90106206	3.2	2.2	4400-6300	21-30	30	MFS
350	54	90102856 ■	3.5	2.5	3800-5400	10-15	30	MCS
	72	90104956	3.5	2.5	3800-5400	14-19	30	MES
	84	90105006	3.5	2.5	3800-5400	16-23	30	MES
	108	90106306	3.5	2.5	3800-5400	21-29	30	MFS
400	96	90105106	3.5	2.5	3300-4500	16-22	30	MES
	120	90106406	3.5	2.5	3300-4500	20-27	30	MFS
450	108	90105156 ■	4.0	2.8	2900-4000	16-22	30	MES

■ Available upon request



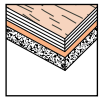
Solid Wood  
Along the Grain



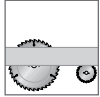
Solid Wood  
Across the Grain



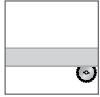
Solid Wood  
Miter Joint



Particle &  
Laminate Board



Panel Sizing  
Machines



Scoring Saws

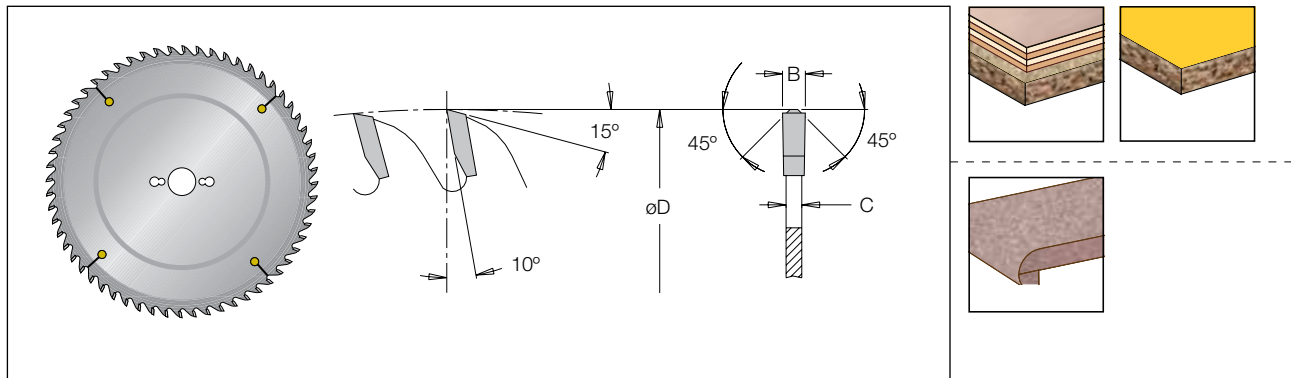


Cutting Profile  
& Bars

# Saw Blades

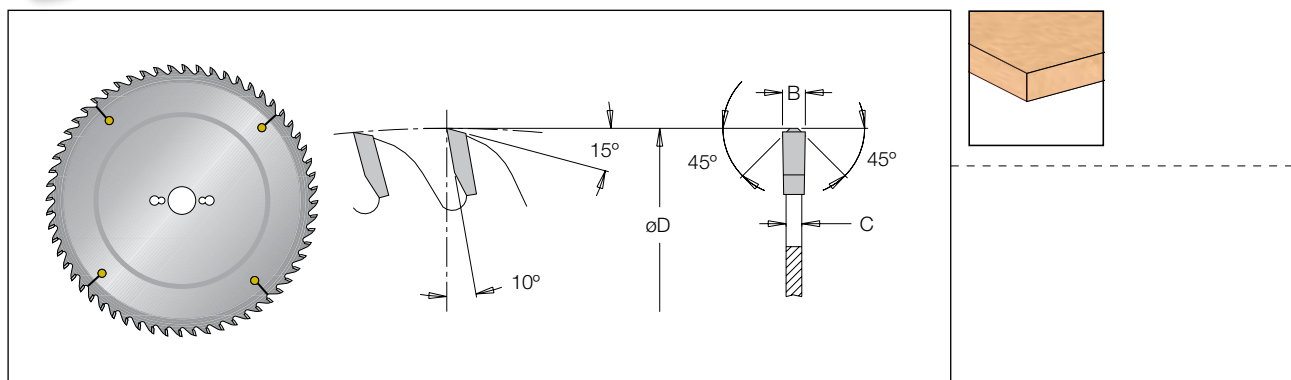
Particle & Laminate Board

## **D**MAX DES,DFS - Trimming & Sizing Extended Life Saw Blade



øD	Teeth	Code No.	B	c	n	m/min	ød	
220	64	95006126	3.0	2.0	6000-8600	19-28	30	DFS
250	80	95006106	3.2	2.2	5300-7600	21-30	30	DFS
300	72	95004906	3.2	2.2	4400-6300	16-23	30	DES
	96	95006206	3.2	2.2	4400-6300	21-30	30	DFS
350	72	95004956	3.5	2.5	3800-5400	14-19	30	DES
	84	95005006	3.5	2.5	3800-5400	16-23	30	DES
	108	95006306	3.5	2.5	3800-5400	21-29	30	DFS

## **D**MAX+ BES,BFS Trimming & Sizing Extended Life Saw Blade for MDF



øD	Teeth	Code No.	B	c	n	m/min	ød	
300	96	97006206	3.2	2.2	4400-6300	21-30	30	BFS
350	84	97005006	3.5	2.5	3800-5400	21-29	30	BES



Also Available in TTG (Trazep Trapez Grinding).

Saw Blades



Solid Wood Along the Grain



Solid Wood Across the Grain



Solid Wood Miter Joint



Particle & Laminate Board



Panel Sizing Machines

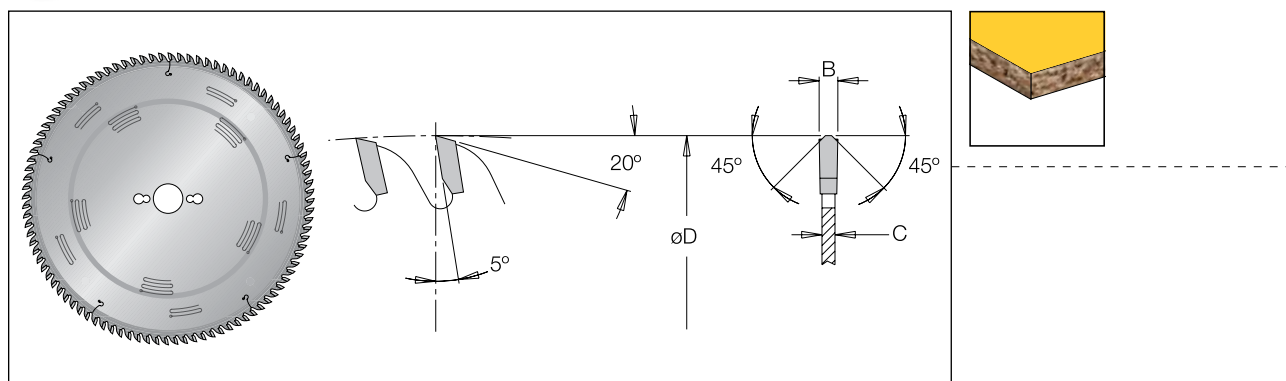


Scoring Saws



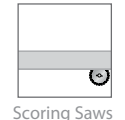
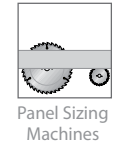
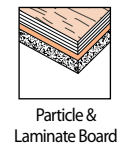
Cutting Profile & Bars

### **TOP** DFSQ- Trimming & Sizing Extended Life & Low Vibration Saw Blades

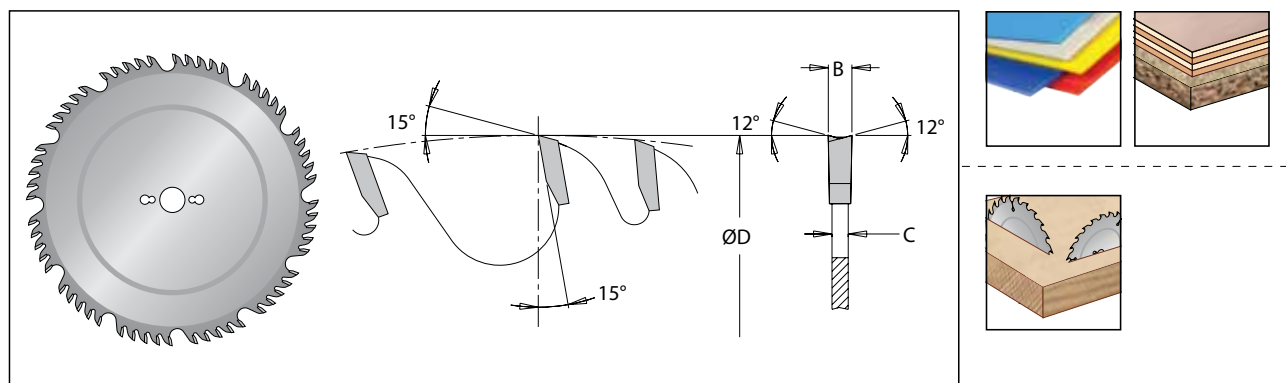


øD	Teeth	Code No.	B	c	n	m/min	ød
300	96	95406256	3.2	2.2	4400-6300	21-30	30
350	110	95406356	3.4	2.5	3800-5400	18-26	30

Saw Blades

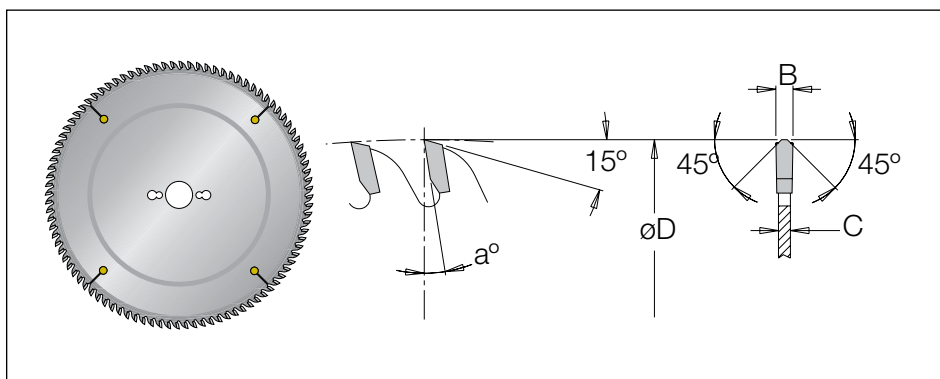


### MEC - Combination Multipurpose Cut Saw Blade



øD	Teeth	Code No.	B	c	n	m/min	ød
200	40	90800106	3.2	2.2	8900-12000	21-29	30
230	40	90800206	3.2	2.2	6600-9000	21-29	30
250	40	90800306	3.4	2.4	5300-7600	21-30	30
	50	90800406	3.4	2.4	5300-7600	27-38	30
300	60	90800506	3.8	2.8	5300-7600	21-30	30
350	70	90800606	3.8	2.8	5300-7600	27-38	30
400	80	90800706	4	3	4400-6300	21-30	30

### MFSD - Trimming & Sizing Thin Kerf Saw Blade

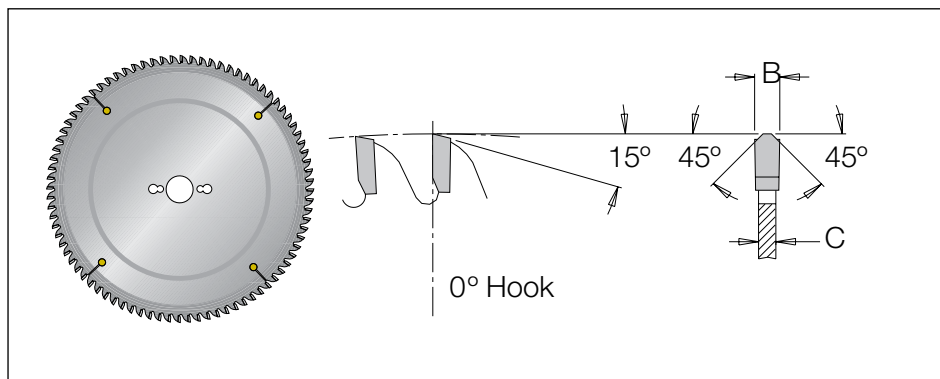


øD	Teeth	Code No.	B	c	a	n	m/min	ød
150	48	90131356 ■	2.3	1.6	10°	8900-12000	21-29	30
200	64	90131556 ■	2.3	1.6	10°	6600-9000	21-29	30
250	80	90131756 ■	2.3	1.6	10°	5300-7600	21-30	30
	100	90131776 ■	2.3	1.6	5°	5300-7600	27-38	30
300	96	90131856 ■	2.3	1.6	10°	4400-6300	21-30	30

■ Available upon request

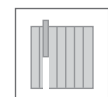
⚠ Use a flange diameter half the diameter of the saw blade.

### MFSD - Trimming & Sizing Saw Blade

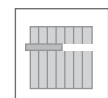


øD	Teeth	Code No.	B	c	n	m/min	ød
250	72	90141656	3.2	2.4	5300-7600	19-27	30
300	84	90141756	3.2	2.4	4400-6300	18-26	30
350	96	90141856 ■	3.3	2.5	3800-5400	18-26	30
400	108	90141956 ■	3.3	2.5	3300-4500	18-24	30

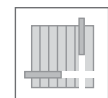
■ Available upon request



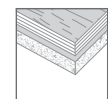
Solid Wood  
Along the Grain



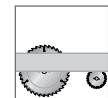
Solid Wood  
Across the Grain



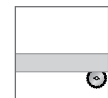
Solid Wood  
Miter Joint




Particle &  
Laminate Board



Panel Sizing  
Machines

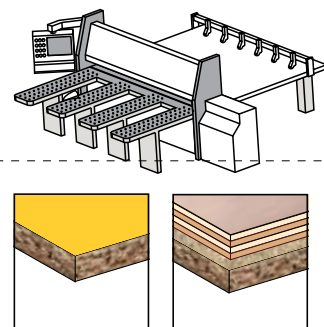
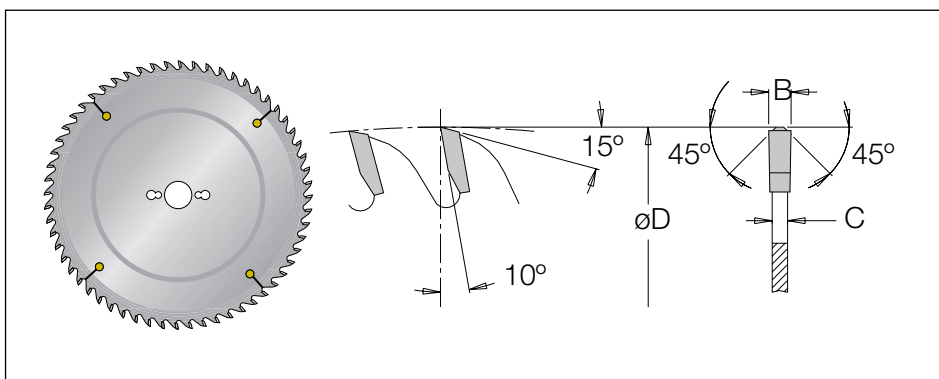


Scoring Saws



Cutting Profile  
& Bars

### **D**MAX DBSTT,DCSTT,DESTT,BESTT Main Saw for Panel Sizing Laminated Boards Extended Life



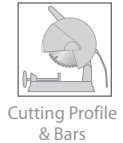
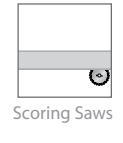
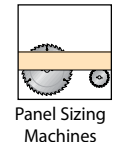
Saw Blades

Type	øD	Teeth	D max Code No.	D max+ Code No.	B/c	ød	⊗
Scheer	400	72	95531296 ■		4.25/3.2	30	
Panhans	305	60	95531056		4.4/3.0	30	
	355	72	95531156	97531156	4.4/3.0	30	
	400	72	9553115T	9753115T	4.4/3.0	75	
Giben	400	72	9553130T	9753130T	4.4/3.2	75	4/15/105
	430	72	9553135U	9753135U	4.4/3.2	75	1/14/110
	430	96	9553155T		4.4/3.2	75	4/15/105
SCM	305	60	9553105U		4.4/3.0	80	2/14/110
	380	72	9553123U ■	9573123U	4.8/3.5	80	4/9/100, 2/14/110, 2/7/110
Gabbiani	420	72	9553135U ■	9753135U	4.4/3.2	80	2/14/110
	355	72	9553115U	9753115U	4.4/3.0	80	4/9/100, 2/14/110, 2/7/110
Holzma	355	72	9553115R	9753115R	4.4/3.0	60	2/14/100
	380	72	9553123R	9753123R	4.8/3.5	60	2/14/100
	420	72	9553135R ■		4.4/3.2	60	2/14/125, 2/10/80
	450	72	9553160R		4.4/3.2	60	2/14/125, 2/10/80
	450	72	9553170R	9753170R	4.8/3.5	60	2/14/125-2/10/80
	500	60	9553185R ■		4.8/3.5	60	2/11/115
	500	72	9553195R ■		4.8/3.5	60	2/11/115
Schelling	520	72	9553205R ■		4.8/3.5	60	2/11/115, 2/19/120
	600	72	9553301R	9753301R	5.8/4.0	60	2/19/120, 2/11/115
	350	72	95531136		4.4/3.2	30	
	355	72	95531156	97531156	4.4/3.0	30	
	400	72	95531306	97531306	4.4/3.2	30	
	450	72	95531606	97531606	4.4/3.2	30	
	460	72	95531746	97531746	4.4/3.2	30	2/14/95
Selco	300	72	9553104S		4.4/3.2	65	2/9/110, 2/9/100
	320	60	9553350S		4.4/3.2	65	2/9/110
	380	72	9553121U		4.4/3.5	80	4/19/120, 2/9/130
Mayer	400	72	9553132U	9753132U	4.4/3.2	80	4/19/120, 2/9/130
	430	72	9553150U		4.4/3.2	80	4/19/120, 2/9/130
	450	72	9553160U ■	9753160U	4.4/3.2	80	4/19/120, 2/9/130
	450	72	9553170U ■	9753170U	4.8/3.5	80	4/19/120, 2/9/130
SMA	305	60	95531056		4.4/3.0	30	
	350	72	95531136		4.4/3.2	30	
	355	72	95531156	97531156	4.4/3.0	30	
Bisse EB 70	400	72	95531306	97531306	4.4/3.0	30	
	355	72	9553115U	9753115U	4.4/3.0	80	4/9/100, 2/7/110, 2/14/110
	300	72	9553104S		4.4/3.2	65	2/9/110, 2/9/100

■ Available upon request



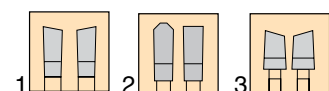

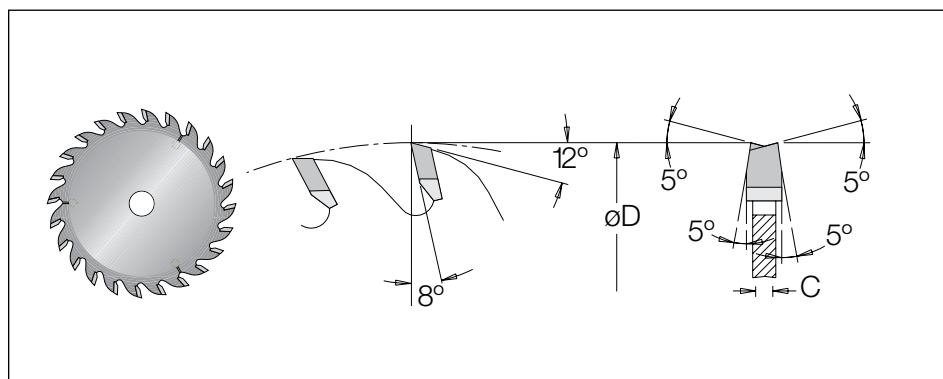
Also Available in TTG  
(Trapez Trapez Grinding).



# Saw Blades

Panel Sizing Machines

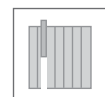
## **D**MAX Scoring Saw, Extended Life



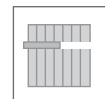
øD	Teeth	Code No	B	c	ød	⚙️	Grinding type
400	72	95531306	4.4	3.2	30		2
125	24	95600793 ■	4.4-5.3	3.2	20		3
125	24	95600793 ■	4.4-5.3	3.2	20		3
125	24	9560079M	4.4-5.3	3.2	45		3
160	36	9560195M	4.4-5.3	3.2	45	03/11/70	3
300	48	9560280N	4.4-5.3	3.2	50	3/15/80	3
216	42	9560270N	4.4-5.3	3.2	50	3/15/80	3
300	48	9560280N	4.4-5.3	3.2	50	3/15/80	3
216	42	9560270N	4.4-5.3	3.2	50	3/15/80	3
160	36	9560195C	4.4-5.3		55	03/07/66	3
160	36	9560195C	4.4-5.3		55	03/07/66	3
160	36	9560195C	4.4-5.3		55	03/07/66	3
160	36	9560195C	4.4-5.3		55	03/07/66	3
180	30	9560210M	4.4-5.3		45	2/14/100	3
200	36	9560261M	4.8-6.0	3.5	45		3
340	108	9551109M	5	3.5	45		1
340	108	9551109M	5	3.5	45		1
340	108	9551109M	5	3.5	45		1
200	36	9560261M	4.8-6.0	3.5	45		3
340	108	9551109M ■	5	3.5	45		1
200	36	95602653	4.4-5.3	3.2	20		3
200	36	95602653	4.4-5.3	3.2	20		3
200	36	95602653	4.4-5.3	3.2	20		3
200	36	9560265S	4.4-5.3	3.2	65	2/9/110, 2/9/100	3
200	36	9560265S	4.4-5.3	3.2	65	2/9/110, 2/9/100	3
200	36	9560265S	4.4-5.3	3.2	65	2/9/110, 2/9/100	3
200	36	9560265S	4.4-5.3	3.2	65	2/9/110, 2/9/100	3
300	72	9551106S	4.6	3.2	65	2/9/110, 2/9/100	3
300	72	9551106S	4.6	3.2	65	2/9/110, 2/9/100	3
200	36	9560261S	4.8-6.0	3.5	65	2/9/110, 2/9/100	3

■ Available upon request

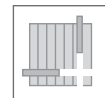
Saw Blades



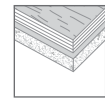
Solid Wood  
Along the Grain



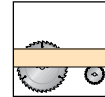
Solid Wood  
Across the Grain



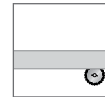
Solid Wood  
Miter Joint



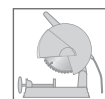
Particle &  
Laminate Board



Panel Sizing  
Machines

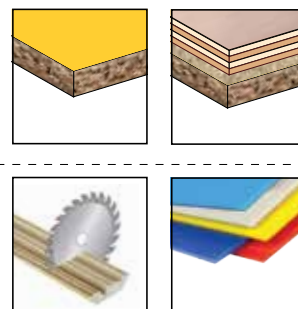
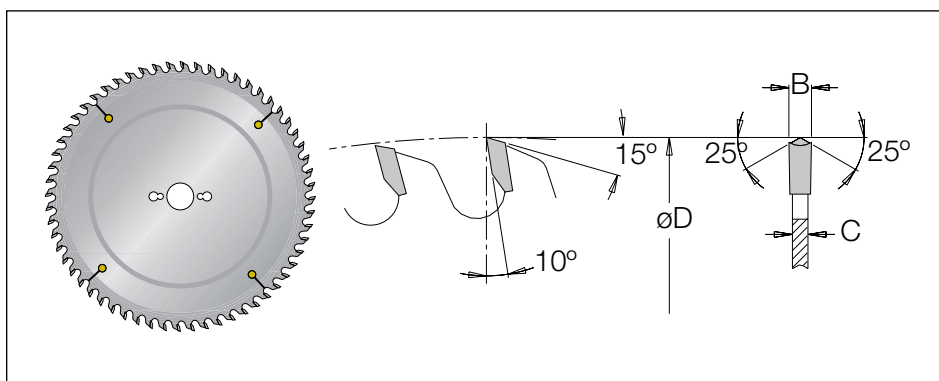


Scoring Saws



Cutting Profile  
& Bars


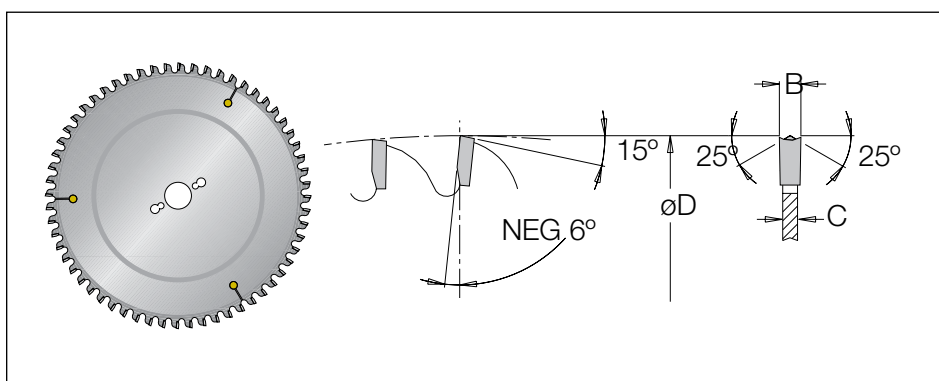
### MCD,MED - Trimming & Sizing Saw Blade



øD	Teeth	Code No.	B	c	n	m/min	ød	
253	48	90110106	3.2	2.2	5200-7500	12-18	30	MCD
303	60	90110256	3.3	2.4	4400-6300	13-19	30	MED
350	72	90110306 ■	3.2	2.2	3800-5400	14-19	30	MED

■ Available upon request

### MCDN,MEDN - Trimming & Sizing Saw Blade



øD	Teeth	Code No.	B	c	n	m/min	ød	
220	42	90110656	3.2	2.2	6000-8600	13-18	30	MCDN
253	48	90110136	3.2	2.2	5200-7500	12-18	30	MCDN
303	60	90110856	3.2	2.2	4400-6300	13-19	30	MEDN



Solid Wood  
Along the Grain



Solid Wood  
Across the Grain



Solid Wood  
Miter Joint



Particle &  
Laminate Board



Panel Sizing  
Machines



Scoring Saws



Cutting Profile  
& Bars



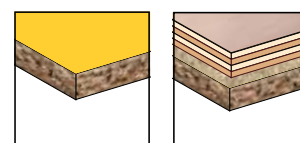
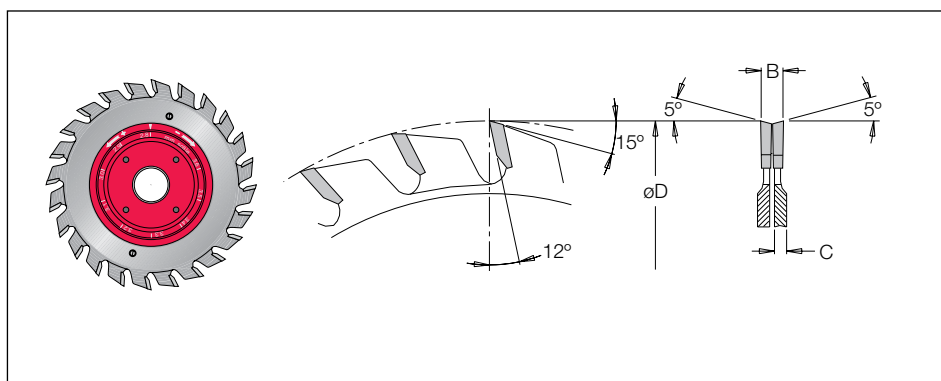
### Adjustable Scoring System



**PATENTED**

Dimar takes the guesswork out of adjusting and re-adjusting scoring saw blades. The DLEADER system's patented adjustable scoring, eliminates the need for spacers, endless measuring, reassembling, testing and adjusting to obtain the required width.

- Adjusts easily
- Fits most machines
- Fits all blades in the width of 2.8 - 3.6mm
- Saves you time and money



	øD	Code No.	B	Teeth	ød
Set 1	100	95610103 ■	2.8-3.6	24	20
Set 2	120	95620303	2.8-3.6	24	20
Set 3	120	95620304*	2.8-3.6	24	22
Set 4	125	95620403	2.8-3.6	24	20
Set 5	125	95620404*	2.8-3.6	24	22
Saw Blades R+L	100	9561010Z		12+12	
Saw Blades R+L	120	9561030Z		12+12	
Saw Blades R+L	125	9561040Z		12+12	

■ Available upon request

⚠ This system is suitable for most existing table-saw machines. In cases where necessary, an appropriate fitting ring will be supplied.

#### Spare parts:

Spring ring	Washer	Washer*	Allen screw	Allen screw	Allen key	Allen key	Washer
#195 085 0	#196 352 3	#196 352 4	#193 035 1	#193 041 4	#194 102 0	#194 008 0	#192 570 0
D=75	D=35	D=35	M3x4.6	M4x6	S1.5	S2.5	D=35



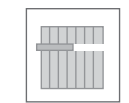
Grinding fixture for 120, 125mm



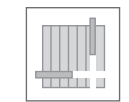
Saw Blades



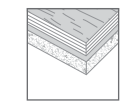
Solid Wood Along the Grain



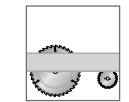
Solid Wood Across the Grain



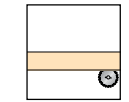
Solid Wood Miter Joint



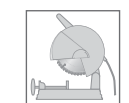
Particle & Laminate Board



Panel Sizing Machines

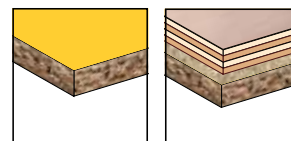
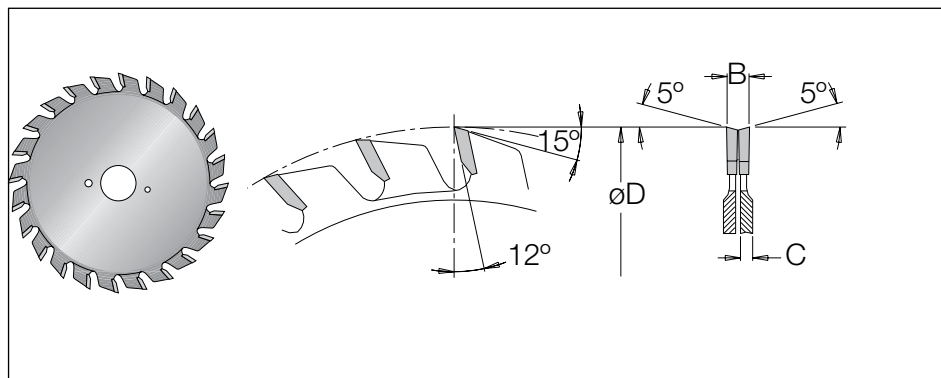


Scoring Saws



Cutting Profile & Bars

### **D**MAX DVF - Adjustable Scoring Saw Blade, Extended Life



øD	Teeth	Code No.	B	Set Shims	c	ød
80	2x10	90600093	2.8 - 3.6	1920800	2	20
100	2x12	95600103	2.8 - 3.6	1920600	2	20
	2x12	95600104	2.8 - 3.6	1920600	2	22
120	2x12	95600303	2.8 - 3.6	1920600	2	20
	2x12	95600304	2.8 - 3.6	1920600	2	22
125	2x12	95600403	2.8 - 3.6	1920600	2	20
	2x12	95600404	2.8 - 3.6	1920600	2	22

Saw Blades



Solid Wood  
Along the Grain



Solid Wood  
Across the Grain



Solid Wood  
Miter Joint



Particle &  
Laminate Board



Panel Sizing  
Machines

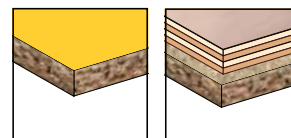
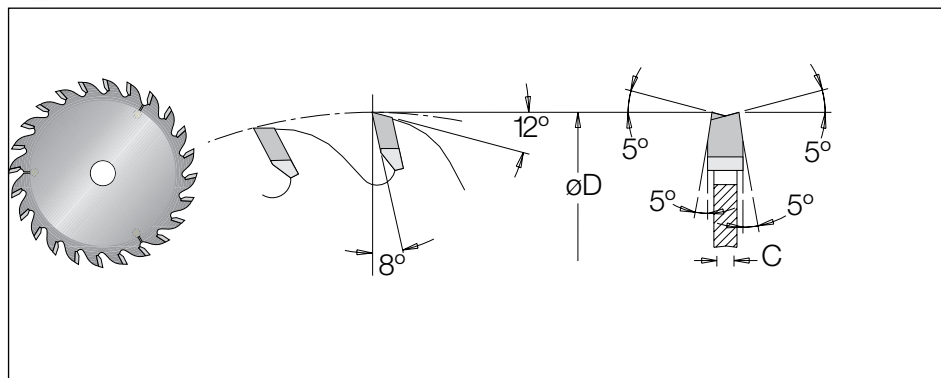


Scoring Saws




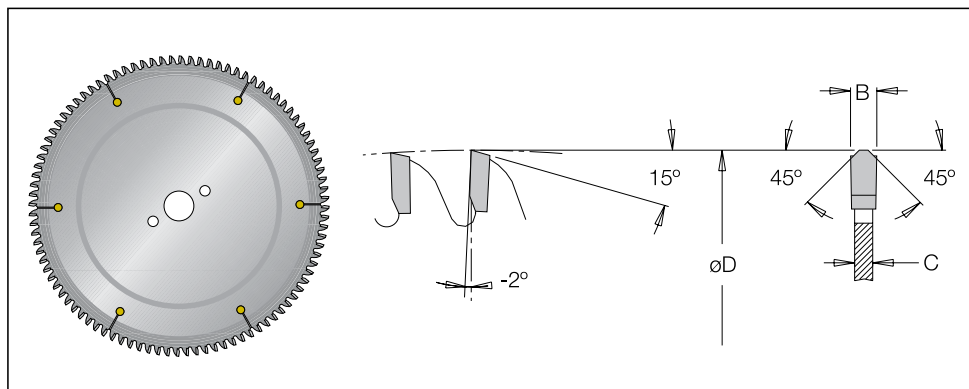
Cutting Profile  
& Bars

### **D**MAX DVK - Conic Scoring Saw, Extended Life



øD	Teeth	Code No.	B	c	ød
100	20	90600413	3.2-4.1	2.2	20
	20	90600414	3.2-4.1	2.2	22
	20	90600513	3.0-4.1	2.2	20
	20	90600514	3.0-4.1	2.2	22
120	24	95600453	3.2-4.1	2.2	20
	24	95600454	3.2-4.1	2.2	22
	24	90600443	2.8-3.6	2.2	20
125	24	90600444	2.8-3.6	2.2	22
	24	95600693	3.2-4.1	2.8	20
	24	95600694	3.2-4.1	2.8	22
	24	95600793	4.4-5.3	3.2	20
	24	95600794	4.4-5.3	3.2	22

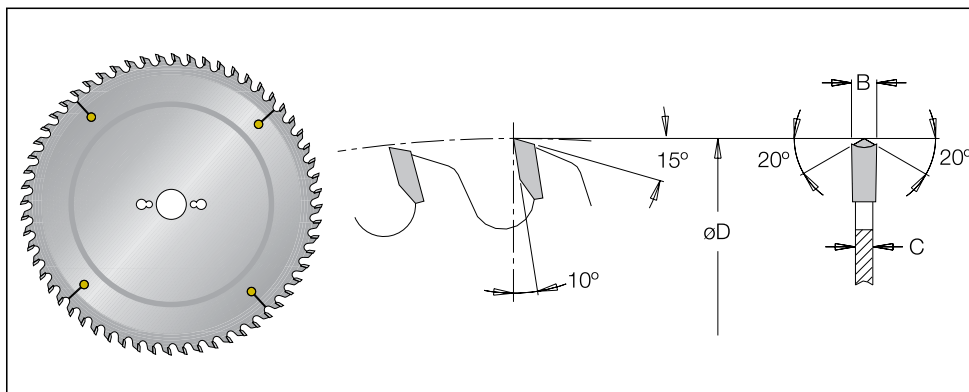
## MFUP - Plastic Trimming & Sizing Saw Blade



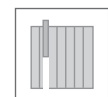
øD	Teeth	Code No.	B	c	ød
250	80	90107036	2.5	1.8	30
300	96	90107066	3.3	2.6	30
350	108	90107096 ■	3.7	3.0	30

■ Available upon request

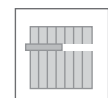
## MED - Trimming & Sizing Saw Blade



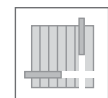
øD	Teeth	Code No.	B	c	n	m/min	ød
220	42	90110606	3.2	2.2	6000-8600	13-18	30
230	42	90110706	3.2	2.2	5800-8300	12-17	30
253	48	90110106	3.2	2.2	5200-7500	12-18	30
303	60	90110256	3.3	2.4	4400-6300	13-19	30
350	72	90110306	3.2	2.2	3800-5400	14-19	30



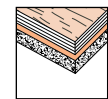
Solid Wood Along the Grain



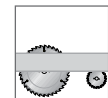
Solid Wood Across the Grain



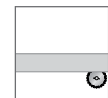
Solid Wood Miter Joint



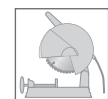
Particle & Laminate Board



Panel Sizing Machines


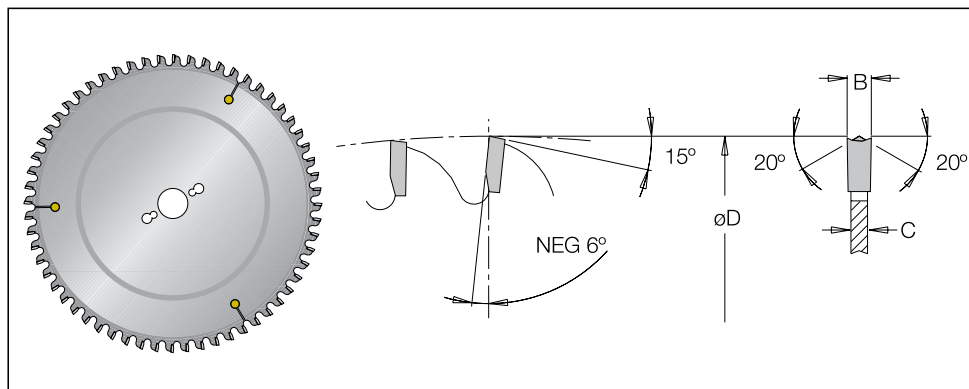


Scoring Saws



Cutting Profile & Bars


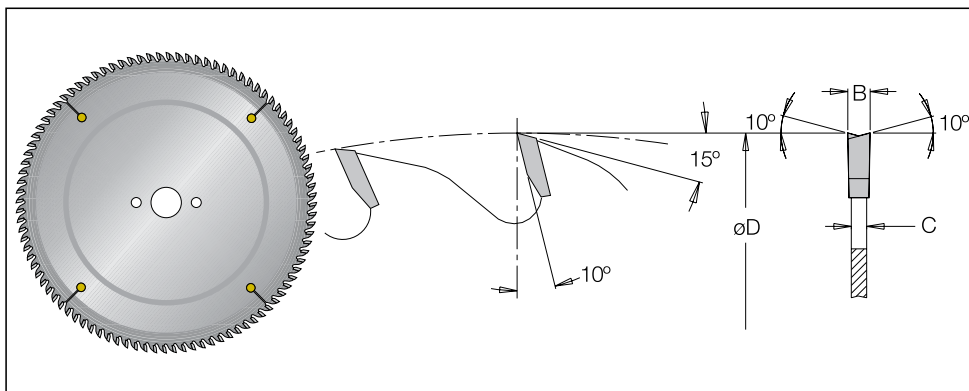
## MEDN - Trimming & Sizing Saw Blade



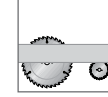
øD	Teeth	Code No.	B	c	n	m/min	ød
220	42	90110656	3.2	2.2	6000-8600	13-18	30
253	48	90110136	3.2	2.2	5200-7500	12-17	30
303	60	90110856	3.2	2.2	4400-6300	13-19	30

Saw Blades

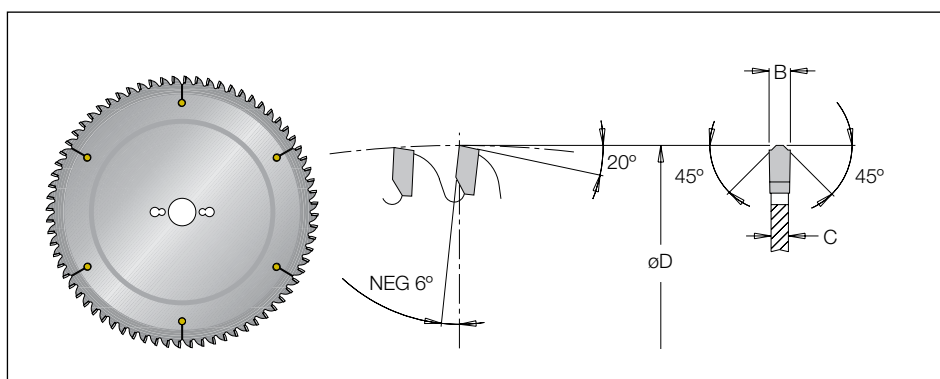
## MEW,MFW - Trimming & Sizing Saw Blade



øD	Teeth	Code No.	B	c	ød	n	m/min	
150	30	90103506	3.0	2.0	30	6300-10100	32-52	MEW
	36	90103606	3.0	2.0	30	6300-10100	39-62	MEW
	48	90105306	3.0	2.0	30	6300-10100	51-82	MFW
180	42	90103806	3.0	2.0	30	5300-8400	38-60	MEW
	58	90105406	3.0	2.0	30	5300-8400	52-83	MFW
200	48	90104006	3.0	2.0	30	4700-7600	38-62	MEW
	64	90105506	3.0	2.0	30	4700-7600	51-83	MFW
220	48	90104036	3.0	2.0	30	4300-6900	35-56	MEW
	64	90105596	3.0	2.0	30	4300-6900	47-75	MFW
250	60	90104106	3.2	2.2	30	3800-6100	39-62	MEW
	80	90105706	3.2	2.2	30	3800-6100	52-83	MFW
300	60	90104206	3.2	2.2	30	3100-5000	32-51	MEW
	72	90104306	3.2	2.2	30	3100-5000	38-61	MEW
	96	90105806	3.2	2.2	30	3100-5000	51-82	MFW
350	72	90104406	3.5	2.5	30	2700-4300	33-53	MEW
	84	90104506	3.5	2.5	30	2700-4300	39-61	MEW
	108	90105906	3.5	2.5	30	2700-4300	50-79	MFW
400	96	90104606	3.5	2.5	30	2300-3800	38-62	MEW
	120	90106006	3.5	2.5	30	2300-3800	47-78	MFW
450	108	90104626	4.0	2.8	30	2100-3300	39-61	MEW
	132	90106036	4.0	2.8	30	2100-3300	47-74	MFW
500	120	90104636	4.4	3.0	30	1900-3000	39-61	MEW

-  Solid Wood  
Along the Grain
-  Solid Wood  
Across the Grain
-  Solid Wood  
Miter Joint
-  Particle &  
Laminate Board
-  Panel Sizing  
Machines
-  Scoring Saws

### MESAN, MFSAN - Aluminum Profiles Saw Blade



øD	Teeth	Code No.	B	c	n	m/min	ød	
150	48	90202433 ■	2.8	2.2	5000-8900	12-21	20	MFSAN
160	48	90202443	2.8	2.2	4700-8300	11-20	20	MFSAN
180	58	90202486	2.8	2.2	4200-7400	12-21	30	MFSAN
184	58	9020245E	2.8	2.2	4100-7200	12-21	16	MFSAN
	58	90202453	2.8	2.2	4100-7200	12-21	20	MESAN
190	60	90202493	2.8	2.2	4000-7000	12-21	20	MFSAN
	60	90202496	2.8	2.2	4000-7000	12-21	30	MFSAN
200	48	90200706 ■	2.8	2.2	3800-6600	9-16	30	MESAN
	64	90202506	2.8	2.2	3800-6600	12-21	30	MFSAN
216	64	90202566	2.8	2.2	3500-6100	11-20	30	MFSAN
230	60	90202606 ■	2.8	2.2	3300-5800	10-17	30	MESAN
235	60	90202636	2.8	2.2	3200-5600	10-17	30	MFSAN
	60	90200806	3.2	2.6	3000-5300	9-16	30	MESAN
	80	90202706	3.2	2.6	3000-5300	12-21	30	MFSAN
250	100	90202756	3.2	2.6	3000-5300	15-27	30	MFSAN
	72	90200857	3.2	2.6	2700-4800	10-17	32	MESAN
300	72	90200906	3.2	2.6	2500-4400	9-16	30	MESAN
	96	90202806	3.2	2.6	2500-4400	12-21	30	MFSAN
330	80	90200957	3.2	2.6	2300-4000	9-16	32	MESAN
	102	90202857	3.2	2.6	2300-4000	12-20	32	MFSAN
350	84	90201006	3.2	2.6	2100-3800	9-16	30	MESAN
	108	90202906	3.2	2.6	2100-3800	11-21	30	MFSAN
380	100	90202956	2.8	2.2	2000-3500	10-18	30	MESAN
400	96	90201106	3.8	3.2	1900-3300	9-16	30	MESAN
	120	90203006	3.8	3.2	1900-3300	11-20	30	MFSAN
420	96	90203406	4.0	3.4	1800-3100	9-15	30	MESAN
450	108	90204006	4.0	3.4	1600-2900	9-16	30	MESAN
	120	90204106	4.0	3.4	1600-2900	10-17	30	MFSAN
500	120	90204206	4.4	3.8	1500-2600	9-16	30	MESAN

■ Available upon request

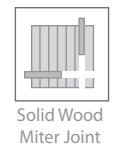
⚠ The material must be clamped firmly to the table on both sides during cutting operation.




Solid Wood Along the Grain



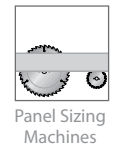
Solid Wood Across the Grain



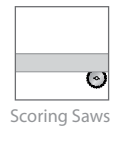
Solid Wood Miter Joint



Particle & Laminate Board



Panel Sizing Machines

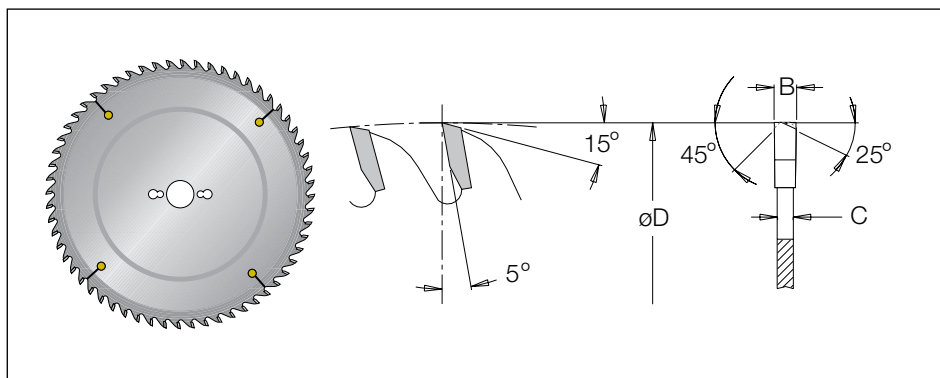


Scoring Saws



Cutting Profile & Bars

### META,META,MFTA - Aluminum Bars Saw Blade



øD	Teeth	Code No.	B	C	n	m/min	ød	
300	80	90254006	3.4	2.8	2500-4400	20-35	30	MFTA
	60	90250106	3.4	2.8	2500-4400	15-25	30	META
350	100	90254306	3.6	3.0	2100-3800	21-38	30	MFTA
	80	90250206	3.6	3.0	2100-3800	16-30	30	META
400	120	90254506	3.8	3.2	1900-3300	23-40	30	MFTA
	80	90250306	3.8	3.2	1900-3300	15-26	30	META
450	100	90250406	4.0	3.4	1600-2900	16-29	30	META
	80	90256006	4.0	3.4	1600-2900	13-23	30	MCTA
500	100	90250506	4.2	3.5	1500-2600	15-26	30	META
	80	90256036	4.2	3.5	1500-2600	12-20	30	MCTA
550	120	90250606	4.4	3.8	1400-2400	16-28	30	META
	100	90256066	4.4	3.8	1400-2400	14-24	30	MCTA

Saw Blades



Solid Wood  
Along the Grain



Solid Wood  
Across the Grain



Solid Wood  
Miter Joint



Particle &  
Laminate Board



Panel Sizing  
Machines

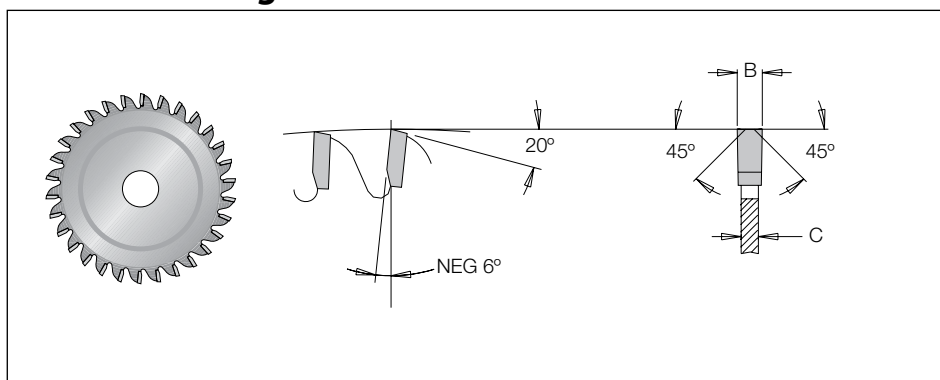


Scoring Saws



Cutting Profile  
& Bars

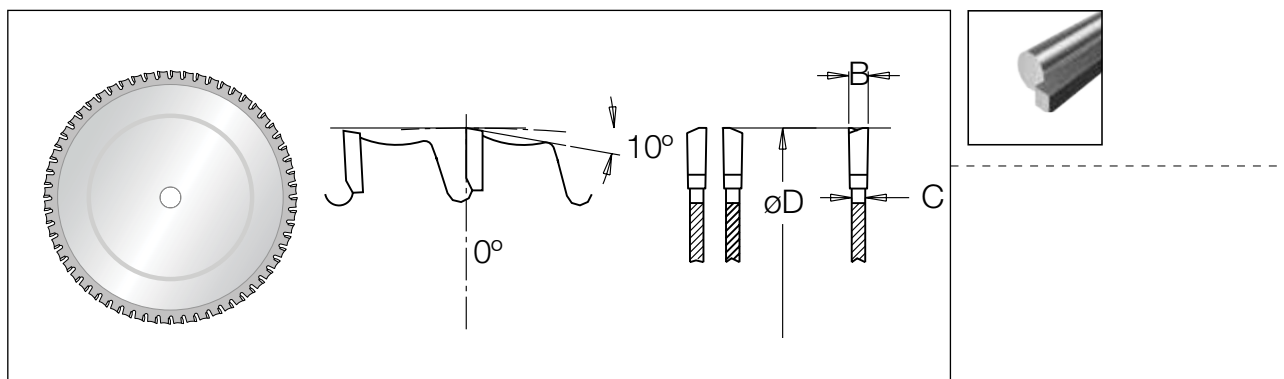
### MEHAN - Milling Saw Blade



øD	Teeth	Code No.	B	c	n	ød
100	24	90200511	3.9	3.2	7600-13000	15.87
	30	90200551	3.9	3.2	7600-13000	15.87
115	24	9020061A	3.9	3.2	6600-11600	22.2
	30	9020063A	3.9	3.2	6600-11600	22.2

**!** To be used manually with mini grinder.  
Used extensively in the boat building industry for milling, that is cleaning up, grooving of aluminum welds and cutting out welding tacks.

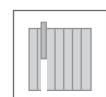
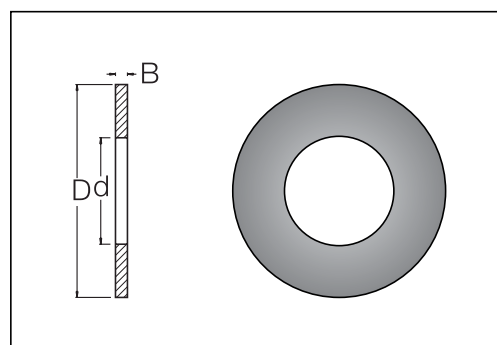
### MEZB, MFZB - Metal Saw Blade



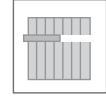
øD	Teeth	Code No.	B	c	n. Max.	ød	
185	36	90209013	2.2	1.8	1,800	20.0	MEZB
305	60	90210005	2.2	1.8	1,800	25.4	MEZB
305	80	90210055	2.2	1.8	1,800	25.4	MFZB
355	80	90210105	2.4	2.0	1,800	25.4	MFZB

### Saw Blade Bushings

Code No.	D	d	B
1929280	19	15.9	1.8
1929125	20	12.7	1.6
1929030	20	13	1.6
1929040	20	15	1.8
1929200	20	16	1.8
1929210	22	19	1.8
1929050	22	20	1.8
1929175	25	16	1.8
1929100	25	20	1.8
1929260	25.4	16	1.8
1929170	25.4	18	1.8
1929270	25.4	19	1.8
1929145	25.4	20	1.8
1929110	30	12	1.8
1921040	30	12.7	1.8
1929080	30	15	1.8
1929160	30	15.9	1.8
1929180	30	16	1.8
1929185	30	19	1.8
1929240	30	19.05	1.8
1929090	30	20	1.8
1929230	30	22	1.8
1929120	30	25	1.8
1929220	30	25.4	1.8
1929165	32	15.9	1.8
1929290	32	16	1.8
1929250	32	20	1.8
1929130	32	25	1.8
1929150	32	25.4	1.8
1929135	32	30	1.8
1929105	35	20	1.8
1929140	35	30	1.8
1929295	38	32	1.8
1929190	40	25	1.8
1929195	40	30	1.8
1929297	40	32	1.8



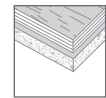
Solid Wood  
Along the Grain



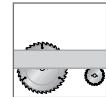
Solid Wood  
Across the Grain



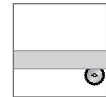
Solid Wood  
Miter Joint




Particle &  
Laminate Board



Panel Sizing  
Machines



Scoring Saws



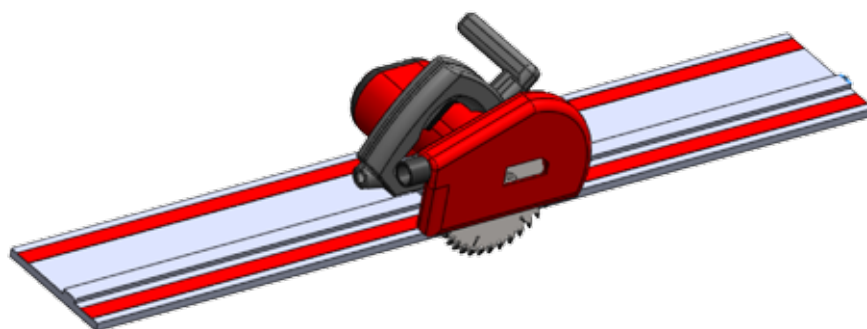
Cutting Profile  
& Bars

### Saw Blade for Track Saw

D	Fits	Code No.	a°	C	B	Z	to cut material	grinding	d	Pin Holes
160	165	91332433	-6°	1.6	2.2	54	Melamine	HATB	20	2/6/32
160	165	91353103	10°	1.6	2.2	48	Plywood,Chipboard	ATB	20	2/6/32
160	165	91381603	10°	1.6	2.2	40	Plastic,Croos cut	Combination	20	2/6/32
160	165	91334013	15°	1.6	2.2	24	Rip	Trapez	20	2/6/32
160	165	91322013	5°	1.6	2.2	40	Aluminum	TCG	20	2/6/32
160	165	91329103	5°	1.6	2.2	36	Steel sheets	ATB+chamfer	20	2/6/32

D	Fits	Code No.	a°	C	B	Z	to cut material	grinding	d	Pin Holes
180	190	91332453	-6°	1.8	2.4	60	Melamine	HATB	20	2/6/32
180	190	81353133	10°	1.8	2.4	54	plywood,Chipboard	ATB	20	2/6/32
180	190	91381633	10°	1.8	2.4	45	Plastic,Croos cut	Combination	20	2/6/32
180	190	91334033	15°	1.8	2.4	27	Rip	Trapez	20	2/6/32
180	190	91322033	5°	1.8	2.4	44	Aluminum	TCG	20	2/6/32
180	190	91329133	5°	1.8	2.4	42	Steel sheets	ATB+chamfer	20	2/6/32

D	Fits	Code No.	a°	C	B	Z	to cut material	grinding	d	Pin Holes
210	216	91332476	-6°	2	2.6	66	Melamine	HATB	30	2/7/42
210	216	91353166	10°	2	2.6	60	Plywood,Chipboard	ATB	30	2/7/42
210	216	91381666	10°	2	2.6	50	Plastic,Croos cut	Combination	30	2/7/42
210	216	91334066	15°	2	2.6	33	Rip	Trapez	30	2/7/42
210	216	91322066	5°	2	2.6	52	Aluminum	TCG	30	2/7/42
210	216	91329166	5°	2	2.6	45	Steel sheets	ATB+chamfer	30	2/7/42



Solid Wood  
Along the Grain



Solid Wood  
Across the Grain



Solid Wood  
Miter Joint



Particle &  
Laminate Board



Panel Sizing  
Machines



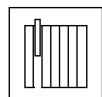
Scoring Saws



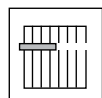
Cutting Profile  
& Bars



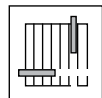
øD	Teeth	Code No.	B	c	ød	Description	Grinding type	Page
80	2x10	90600093	2.8 - 3.6	2	20	Adjustable Scoring Saw Blade	DVF	32
100	20	90600413	3.2-4.1	2.2	20	Conic Scoring Saw	DVK	32
100	20	90600513	3.0-4.1	2.2	20	Conic Scoring Saw	DVK	32
100	20	90600414	3.2-4.1	2.2	22	Conic Scoring Saw	DVK	32
100	20	90600514	3.0-4.1	2.2	22	Conic Scoring Saw	DVK	32
100	24	90200511	3.9	3.2	15.87	Milling Saw Blade	MEHAN	36
100	24	95610103**	2.8-3.6		20	Adjustable Scoring System	ATB	31
100	30	9010330Z	2.2	1.6	12	Trimming & Cross Cut	MFW	22
100	30	90200551	3.9	3.2	15.87	Milling Saw Blade	MEHAN	36
100	2x12	95600103	2.8 - 3.6	2	20	Adjustable Scoring Saw Blade	DVF	32
100	2x12	95600104	2.8 - 3.6	2	22	Adjustable Scoring Saw Blade	DVF	32
105	30	90103353	2.2	1.6	20	Trimming & Cross Cut	NFW	22
115	24	9020061A	3.9	3.2	22.2	Milling Saw Blade	MEHAN	36
115	30	9020063A	3.9	3.2	22.2	Milling Saw Blade	MEHAN	36
120	24	95620303	2.8-3.6		20	Adjustable Scoring System	ATB	31
120	24	95600453	3.2-4.1	2.2	20	Conic Scoring Saw	DVK	32
120	24	90600443	2.8-3.6	2.2	20	Conic Scoring Saw	DVK	32
120	24	95620304*	2.8-3.6		22	Adjustable Scoring System	ATB	31
120	24	95600454	3.2-4.1	2.2	22	Conic Scoring Saw	DVK	32
120	24	90600444	2.8-3.6	2.2	22	Conic Scoring Saw	DVK	32
120	2x12	95600303	2.8 - 3.6	2	20	Adjustable Scoring Saw Blade	DVF	32
120	2x12	95600304	2.8 - 3.6	2	22	Adjustable Scoring Saw Blade	DVF	32
125	24	90102103	3	2	20	Trimming & Cross Cut	MCW	21
125	24	95600793	4.4-5.3	3.2	20	Scoring Saw, Extended Life	Conical	29
125	24	95600793	4.4-5.3	3.2	20	Scoring Saw, Extended Life	Conical	29
125	24	95620403	2.8-3.6		20	Adjustable Scoring System	ATB	31
125	24	95600693	3.2-4.1	2.8	20	Conic Scoring Saw	DVK	32
125	24	95600793	4.4-5.3	3.2	20	Conic Scoring Saw	DVK	32
125	24	95620404*	2.8-3.6		22	Adjustable Scoring System	ATB	31
125	24	95600694	3.2-4.1	2.8	22	Conic Scoring Saw	DVK	32
125	24	95600794	4.4-5.3	3.2	22	Conic Scoring Saw	DVK	32
125	24	9560079M	4.4-5.3	3.2	45	Scoring Saw, Extended Life	Conical	29
125	30	90103403	3	2	20	Trimming & Cross Cut	MEW	22
125	40	90105203	3	2	20	Trimming & Cross Cut	MFW	22
125	40	90106053	3	2	20	Trimming & Sizing	DFS	24
125	2x12	95600403	2.8 - 3.6	2	20	Adjustable Scoring Saw Blade	DVF	32
125	2x12	95600404	2.8 - 3.6	2	22	Adjustable Scoring Saw Blade	DVF	32
132	20	90101223	2.6	1.6	20	Trimming & Cross Cut	MCW	21
132	36	90103553	2.6	1.8	20	Trimming & Cross Cut	MFW	22
140	30	90103453	2.8	1.8	20	Trimming & Cross Cut	MFW	22
140	48	90106043	2.8	1.8	20	Trimming & Sizing	DFS	24
150	24	90130106	2.3	1.6	30	Trimming & Cross Cut Thin Kerf	MCWD	20
150	24	90102206	3	2	30	Trimming & Cross Cut	MCW	21
150	30	90103506	3	2	30	Trimming & Cross Cut	MEW	22
150	30	90103506	3	2	30	Trimming & Sizing Saw Blade	MEW	34
150	36	90103606	3	2	30	Trimming & Cross Cut	MEW	22
150	36	90103606	3	2	30	Trimming & Sizing Saw Blade	MEW	34
150	48	90202433	2.8	2.2	20	Aluminum Profiles Saw Blade	MFSAN	35
150	48	90131206	2.3	1.6	30	Trimming & Cross Cut Thin Kerf	MFW	20
150	48	90105306	3	2	30	Trimming & Cross Cut	MFW	22
150	48	90131356	2.3	1.6	30	Trimming & Sizing Thin Kerf	MFS	27
150	48	90105306	3	2	30	Trimming & Sizing Saw Blade	MFW	34
160	24	9010221E	2.6	1.6	16	Trimming & Cross Cut	MCW	21
160	36	9010372E	2.6	1.6	16	Trimming & Cross Cut	MEW	22
160	36	9560195M	4.4-5.3	3.2	45	Scoring Saw, Extended Life	Conical	29
160	36	9560195C	4.4-5.3	3.2	55	Scoring Saw, Extended Life	Conical	29
160	36	9560195C	4.4-5.3	3.2	55	Scoring Saw, Extended Life	Conical	29
160	36	9560195C	4.4-5.3	3.2	55	Scoring Saw, Extended Life	Conical	29



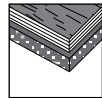
Solid Wood  
Along the Grain



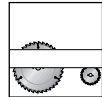
Solid Wood  
Across the Grain



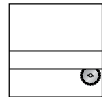
Solid Wood  
Miter Joint



Particle &  
Laminate Board



Panel Sizing  
Machines


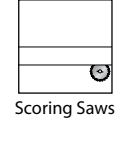
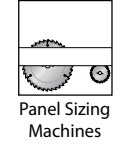

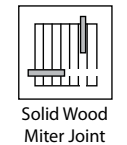
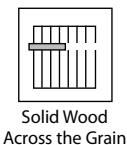


Scoring Saws

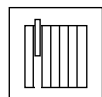


Cutting Profile  
& Bars

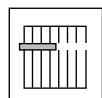
øD	Teeth	Code No.	B	c	ød	Description	Grinding type	Page
160	36	9560195C	4.4-5.3		55	Scoring Saw, Extended Life	Conical	29
160	48	9010532E	2.6	1.6	16	Trimming & Cross Cut	MFW	22
160	48	90202443	2.8	2.2	20	Aluminum Profiles Saw Blade	MFSAN	35
165	18	90101203	2.8	1.8	20	Trimming & Cross Cut	MBW	21
170	24	90102223	2.6	1.6	20	Trimming & Cross Cut	MBW	21
180	24	90101306	3	2	30	Trimming & Cross Cut	MDW	21
180	30	90130206	2.3	1.6	30	Trimming & Cross Cut Thin Kerf	MCWD	20
180	30	90102306	3	2	30	Trimming & Cross Cut	MCW	21
180	30	9560210M	4.4-5.3		45	Scoring Saw, Extended Life	Conical	29
180	42	90104683	3	2	20	Trimming & Sizing	DES	24
180	42	90103806	3	2	30	Trimming & Cross Cut	MEW	22
180	42	90103806	3	2	30	Trimming & Sizing Saw Blade	MEW	34
180	58	90105406	3	2	30	Trimming & Cross Cut	MFW	22
180	58	90106076	3	2	30	Trimming & Sizing	DFS	24
180	58	90105406	3	2	30	Trimming & Sizing Saw Blade	MFW	34
180	58	90202486	2.8	2.2	30	Aluminum Profiles Saw Blade	MFSAN	35
184	24	9010131E	2.8	1.8	16	Trimming & Cross Cut	MBW	21
184	30	9010232E	2.8	1.8	16	Trimming & Cross Cut	MCW	21
184	42	9010385E	2.8	1.8	16	Trimming & Cross Cut	MEW	22
184	58	9020245E	2.8	2.2	16	Aluminum Profiles Saw Blade	MFSAN	35
184	58	90202453	2.8	2.2	20	Aluminum Profiles Saw Blade	MESAN	35
185	36	90209013	2.2	1.8	20	Metal Saw Blade	MEZB	37
190	24	90101333	2.8	1.8	20	Trimming & Cross Cut	MBW	21
190	36	90102353	2.8	1.8	20	Trimming & Cross Cut	MCW	21
190	48	90103953	2.8	1.8	20	Trimming & Cross Cut	MEW	22
190	48	90104693	2.8	1.8	20	Trimming & Sizing	DES	24
190	60	90106173	2.8	1.8	20	Trimming & Sizing	DFS	24
190	60	90202493	2.8	2.2	20	Aluminum Profiles Saw Blade	MFSAN	35
190	60	90202496	2.8	2.2	30	Aluminum Profiles Saw Blade	MFSAN	35
200	24	90101406	3	2	30	Trimming & Cross Cut	MBW	21
200	34	90130306	2.3	1.6	30	Trimming & Cross Cut Thin Kerf	MCWD	20
200	34	90102406	3	2	30	Trimming & Cross Cut	MCW	21
200	36	95602653	4.4-5.3	3.2	20	Scoring Saw, Extended Life	Conical	29
200	36	95602653	4.4-5.3	3.2	20	Scoring Saw, Extended Life	Conical	29
200	36	95602653	4.4-5.3	3.2	20	Scoring Saw, Extended Life	Conical	29
200	36	9560261M	4.8-6.0	3.5	45	Scoring Saw, Extended Life	Conical	29
200	36	9560261M	4.8-6.0	3.5	45	Scoring Saw, Extended Life	Conical	29
200	36	9560265S	4.4-5.3	3.2	65	Scoring Saw, Extended Life	Conical	29
200	36	9560265S	4.4-5.3	3.2	65	Scoring Saw, Extended Life	Conical	29
200	36	9560265S	4.4-5.3	3.2	65	Scoring Saw, Extended Life	Conical	29
200	36	9560265S	4.4-5.3	3.2	65	Scoring Saw, Extended Life	Conical	29
200	36	9560261S	4.8-6.0	3.5	65	Scoring Saw, Extended Life	Conical	29
200	40	908 00 10 6	3.2	2.2	30	Combination Multipurpose Cut	MEC	26
200	48	90104006	3	2	30	Trimming & Cross Cut	MEW	22
200	48	90104706	3	2	30	Trimming & Sizing	DES	24
200	48	90104006	3	2	30	Trimming & Sizing Saw Blade	MEW	34
200	48	90200706	2.8	2.2	30	Aluminum Profiles Saw Blade	MESAN	35
200	64	90131406	2.3	1.6	30	Trimming & Cross Cut Thin Kerf	MFWD	20
200	64	90105506	3	2	30	Trimming & Cross Cut	MFW	22
200	64	90106086	3	2	30	Trimming & Sizing	DFS	24
200	64	90131556	2.3	1.6	30	Trimming & Sizing Thin Kerf	MFSD	27
200	64	90105506	3	2	30	Trimming & Sizing Saw Blade	MFW	34
200	64	90202506	2.8	2.2	30	Aluminum Profiles Saw Blade	MFSAN	35
200	80	90131476	2.2	1.6	30	Trimming & Cross Cut Thin Kerf	MFWD	20
210	24	90101416	2.8	1.8	30	Trimming & Cross Cut	MBW	21
210	34	90102416	2.8	1.8	30	Trimming & Cross Cut	MCW	21
210	48	90104016	2.8	1.8	30	Trimming & Cross Cut	MEW	22
210	64	90105436	2.8	1.8	30	Trimming & Cross Cut	MFW	22



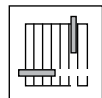
øD	Teeth	Code No.	B	c	ød	Description	Grinding type	Page
210	64	90106116	2.8	1.8	30	Trimming & Sizing	DFS	24
216	24	90101426	2.8	1.8	30	Trimming & Cross Cut	MBW	21
216	42	9560270N	4.4-5.3	3.2	50	Scoring Saw, Extended Life	Conical	29
216	42	9560270N	4.4-5.3	3.2	50	Scoring Saw, Extended Life	Conical	29
216	48	90104116	2.8	1.8	30	Trimming & Cross Cut	MEW	22
216	48	90104716	2.8	1.8	30	Trimming & Sizing	DES	24
216	60	90105456	2.8	1.8	30	Trimming & Cross Cut	MFW	22
216	60	90106146	2.8	1.8	30	Trimming & Sizing	DFS	24
216	64	90202566	2.8	2.2	30	Aluminum Profiles Saw Blade	MFSAN	35
220	24	90101456	3	2	30	Trimming & Cross Cut	MBW	21
220	34	90102436	3	2	30	Trimming & Cross Cut	MCW	21
220	34	90102486	3	2	30	Trimming & Sizing	DCS	24
220	42	90110656	3.2	2.2	30	Trimming & Sizing Saw Blade	MCDN	30
220	42	90110606	3.2	2.2	30	Trimming & Sizing Saw Blade	MED	33
220	42	90110656	3.2	2.2	30	Trimming & Sizing Saw Blade	MEDN	34
220	48	90104036	3	2	30	Trimming & Cross Cut	MEW	22
220	48	90104036	3	2	30	Trimming & Sizing Saw Blade	MEW	34
220	64	90105596	3	2	30	Trimming & Cross Cut	MFW	22
220	64	90106126	3	2	30	Trimming & Sizing	DFS	24
220	64	95006126	3	2	30	Trimming & Sizing Extended Life	DFS	25
220	64	90105596	3	2	30	Trimming & Sizing Saw Blade	MFW	34
230	24	90101506	3	2	30	Trimming & Cross Cut	MBW	21
230	34	90130406	2.3	1.6	30	Trimming & Cross Cut Thin Kerf	MCWD	20
230	40	90102506	3	2	30	Trimming & Cross Cut	MCW	21
230	40	908 00 20 6	3.2	2.2	30	Combination Multipurpose Cut	MEC	26
230	42	90110706	3.2	2.2	30	Trimming & Sizing Saw Blade	MED	33
230	48	90102556	3	2	30	Trimming & Cross Cut	MEW	22
230	60	90105606	3	2	30	Trimming & Cross Cut	MEW	22
230	60	90106096	3	2	30	Trimming & Sizing	DES	24
230	60	90202606	2.8	2.2	30	Aluminum Profiles Saw Blade	MESAN	35
235	60	90202636	2.8	2.2	30	Aluminum Profiles Saw Blade	MFSAN	35
240	24	90101596	3	2	30	Trimming & Cross Cut	MAW	21
240	64	90106186	3	2	30	Trimming & Sizing	DES	24
250	20	90100306	3.2	2.2	30	Rip Saw Blade	MAF	17
250	20	90100906	3.2	2.2	30	Rip Saw Blade	MAFG	18
250	24	90100406	3.2	2.2	30	Rip Saw Blade	MAF	17
250	24	90100956	3.2	2.2	30	Rip Saw Blade	MAFG	18
250	24	90801106	3.4	2.4	30	Cross Cut Saw Blade	MAWO	19
250	30	90101606	3.2	2.2	30	Trimming & Cross Cut	MBW	21
250	40	90130506	2.3	1.6	30	Trimming & Cross Cut Thin Kerf	MCWD	20
250	40	90102606	3.2	2.2	30	Trimming & Cross Cut	MCW	21
250	40	90104756	3.2	2.2	30	Trimming & Sizing	DCS	24
250	40	908 00 30 6	3.4	2.4	30	Combination Multipurpose Cut	MEC	26
250	42	90801206	3.4	2.4	30	Cross Cut Saw Blade	MAWO	19
250	48	90102636	3.2	2.2	30	Trimming & Cross Cut	MCW	21
250	50	908 00 40 6	3.4	2.4	30	Combination Multipurpose Cut	MEC	26
250	60	90104106	3.2	2.2	30	Trimming & Cross Cut	MEW	22
250	60	95004106	3.2	2.2	30	Trimming & Sizing Extended Life	DEW	23
250	60	90104806	3.2	2.2	30	Trimming & Sizing	DES	24
250	60	90104106	3.2	2.2	30	Trimming & Sizing Saw Blade	MEW	34
250	60	90200806	3.2	2.6	30	Aluminum Profiles Saw Blade	MESAN	35
250	72	90141656	3.2	2.4	30	Trimming & Sizing Saw Blade	MFSO	27
250	80	90131606	2.3	1.6	30	Trimming & Cross Cut Thin Kerf	MEWD	20
250	80	90105706	3.2	2.2	30	Trimming & Cross Cut	MFW	22
250	80	90302706	3.4	2.6	30	Trimming & Sizing	MFWTN	23
250	80	90302706	3.4	2.6	30	Trimming & Sizing	DFWTN	23
250	80	95005706	3.2	2.2	30	Trimming & Sizing Extended Life	DFW	23
250	80	90106106	3.2	2.2	30	Trimming & Sizing	DFS	24



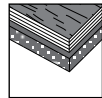
Solid Wood  
Along the Grain



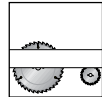
Solid Wood  
Across the Grain



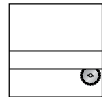
Solid Wood  
Miter Joint




Particle &  
Laminate Board



Panel Sizing  
Machines

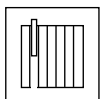


Scoring Saws

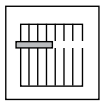


Cutting Profile  
& Bars

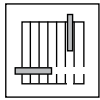
øD	Teeth	Code No.	B	c	ød	Description	Grinding type	Page
250	80	95006106	3.2	2.2	30	Trimming & Sizing Extended Life	DFS	25
250	80	90131756	2.3	1.6	30	Trimming & Sizing Thin Kerf	MFSD	27
250	80	90107036	2.5	1.8	30	Plastic Trimming & Sizing	MFUP	33
250	80	90105706	3.2	2.2	30	Trimming & Sizing Saw Blade	MFW	34
250	80	90202706	3.2	2.6	30	Aluminum Profiles Saw Blade	MFSAN	35
250	100	90131676	2.3	1.6	30	Trimming & Cross Cut Thin Kerf	MFWD	20
250	100	90131776	2.3	1.6	30	Trimming & Sizing Thin Kerf	MFSD	27
250	100	90202756	3.2	2.6	30	Aluminum Profiles Saw Blade	MFSAN	35
250	18+2	90400106	3.2	2.2	30	Multi Rip Saw Blade	MAFM	18
250	18+2	90400100	3.2	2.2	70	Multi Rip Saw Blade	MAFM	18
253	48	90110106	3.2	2.2	30	Trimming & Sizing Saw Blade	MCD	30
253	48	90110136	3.2	2.2	30	Trimming & Sizing Saw Blade	MCDN	30
253	48	90110106	3.2	2.2	30	Trimming & Sizing Saw Blade	MED	33
253	48	90110136	3.2	2.2	30	Trimming & Sizing Saw Blade	MEDN	34
275	72	90200857	3.2	2.6	32	Aluminum Profiles Saw Blade	MESAN	35
300	24	90100506	3.2	2.2	30	Rip Saw Blade	MAF	17
300	24	90120306	4.4	2.8	30	Rip Saw Blade	MAFT	17
300	24	90101006	3.2	2.2	30	Rip Saw Blade	MAFG	18
300	24	90100500	3.2	2.2	70	Rip Saw Blade	MAF	17
300	24	90101000	3.2	2.2	70	Rip Saw Blade	MAFG	18
300	28	90101046	3.2	2.2	30	Rip Saw Blade	MAFG	18
300	28	90101040	3.2	2.2	70	Rip Saw Blade	MAFG	18
300	30	90100606	3.2	2.2	30	Rip Saw Blade	MAF	17
300	36	90801306	3.8	2.8	30	Cross Cut Saw Blade	MAWO	19
300	36	90101706	3.2	2.2	30	Trimming & Cross Cut	MBW	21
300	48	90130606	2.3	1.6	30	Trimming & Cross Cut Thin Kerf	MCWD	20
300	48	90102706	3.2	2.2	30	Trimming & Cross Cut	MCW	21
300	48	90102736	3.2	2.2	30	Trimming & Sizing	DCS	24
300	48	9560280N	4.4-5.3	3.2	50	Scoring Saw, Extended Life	Conical	29
300	48	9560280N	4.4-5.3	3.2	50	Scoring Saw, Extended Life	Conical	29
300	60	90104206	3.2	2.2	30	Trimming & Cross Cut	MEW	22
300	60	90104856	3.2	2.2	30	Trimming & Sizing	DES	24
300	60	908 00 50 6	3.8	2.8	30	Combination Multipurpose Cut	MEC	26
300	60	90104206	3.2	2.2	30	Trimming & Sizing Saw Blade	MEW	34
300	60	90250106	3.4	2.8	30	Aluminum Bars Saw Blade	META	36
300	72	90104306	3.2	2.2	30	Trimming & Cross Cut	MEW	22
300	72	95004306	3.2	2.2	30	Trimming & Sizing Extended Life	DEW	23
300	72	90104906	3.2	2.2	30	Trimming & Sizing	DES	24
300	72	95004906	3.2	2.2	30	Trimming & Sizing Extended Life	DES	25
300	72	90104306	3.2	2.2	30	Trimming & Sizing Saw Blade	MEW	34
300	72	90200906	3.2	2.6	30	Aluminum Profiles Saw Blade	MESAN	35
300	72	9553104S	3.2	4.4/3.2	65	Panel Sizing Laminated Boards	TCG	28
300	72	9553104S	3.2	4.4/3.2	65	Panel Sizing Laminated Boards	TCG	28
300	72	9551106S	4.6	3.2	65	Scoring Saw, Extended Life	Conical	29
300	72	9551106S	4.6	3.2	65	Scoring Saw, Extended Life	Conical	29
300	80	90254006	3.4	2.8	30	Aluminum Bars Saw Blade	MFTA	36
300	84	90141756	3.2	2.4	30	Trimming & Sizing Saw Blade	MFSO	27
300	96	90131706	2.3	1.6	30	Trimming & Cross Cut Thin Kerf	MFWD	20
300	96	90105806	3.2	2.2	30	Trimming & Cross Cut	MFW	22
300	96	90302816	3	2.2	30	Trimming & Sizing	MFWTN	23
300	96	90302806	3.4	2.6	30	Trimming & Sizing	MFWTN	23
300	96	90302806	3.4	2.6	30	Trimming & Sizing	DFWTN	23
300	96	95005806	3.2	2.2	30	Trimming & Sizing Extended Life	DFW	23
300	96	90106206	3.2	2.2	30	Trimming & Sizing	DFS	24
300	96	95006206	3.2	2.2	30	Trimming & Sizing Extended Life	DFS	25
300	96	97006206	3.2	2.2	30	Trim & Sizing Ext. Life for MDF	BFS	25
300	96	95406256	3.2	2.2	30	Trim & Sizing Low Vibration	DFSQ	26
300	96	90131856	2.3	1.6	30	Trimming & Sizing Thin Kerf	MFSD	27



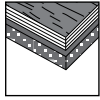
Solid Wood Along the Grain



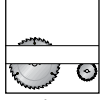
Solid Wood Across the Grain



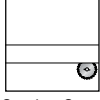
Solid Wood Miter Joint



Particle & Laminate Board



Panel Sizing Machines

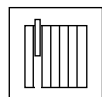


Scoring Saws

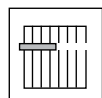


Cutting Profile & Bars

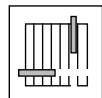
øD	Teeth	Code No.	B	c	ød	Description	Grinding type	Page
300	96	90107066	3.3	2.6	30	Plastic Trimming & Sizing	MFUP	33
300	96	90105806	3.2	2.2	30	Trimming & Sizing Saw Blade	MFW	34
300	96	90202806	3.2	2.6	30	Aluminum Profiles Saw Blade	MFSAN	35
300	100	96035306	3	2.2	30	Trim & Cross Cut for Hard Wood	DFCC	20
300	120	96035356	3	2.2	30	Trim & Cross Cut for Hard Wood	DFCC	20
300	20+2+2	90400306	3.2	2.2	30	Multi Rip Saw Blade	MAFM	18
300	20+2+2	90400356	3.2	2.2	30	Rip Saw Blade	MAFGM	19
300	20+2+2	90400300	3.2	2.2	70	Multi Rip Saw Blade	MAFM	18
303	60	90110256	3.3	2.4	30	Trimming & Sizing Saw Blade	MED	30
303	60	90110856	3.2	2.2	30	Trimming & Sizing Saw Blade	MEDN	30
303	60	90110256	3.3	2.4	30	Trimming & Sizing Saw Blade	MED	33
303	60	90110856	3.2	2.2	30	Trimming & Sizing Saw Blade	MEDN	34
305	60	90210005	2.2	1.8	25.4	Metal Saw Blade	MWZB	37
305	60	95531056	3	4.4/3.0	30	Panel Sizing Laminated Boards	TCG	28
305	60	95531056	3	4.4/3.0	30	Panel Sizing Laminated Boards	TCG	28
305	60	9553105U	3	4.4/3.0	80	Panel Sizing Laminated Boards	TCG	28
305	80	90210055	2.2	1.8	25.4	Metal Saw Blade	MFZB	37
320	60	9553350S		4.4/3.2	65	Panel Sizing Laminated Boards	TCG	28
330	80	90200957	3.2	2.6	32	Aluminum Profiles Saw Blade	MESAN	35
330	102	90202857	3.2	2.6	32	Aluminum Profiles Saw Blade	MFSAN	35
340	108	9551109M	5	3.5	45	Scoring Saw, Extended Life	ATB	29
340	108	9551109M	5	3.5	45	Scoring Saw, Extended Life	ATB	29
340	108	9551109M	5	3.5	45	Scoring Saw, Extended Life	ATB	29
340	108	9551109M	5	3.5	45	Scoring Saw, Extended Life	ATB	29
340	108	9551109M	5	3.5	45	Scoring Saw, Extended Life	ATB	29
350	28	90100706	3.5	2.5	30	Rip Saw Blade	MAF	17
350	28	90120506	4.4	2.8	30	Rip Saw Blade	MAFT	17
350	28	90101106	3.5	2.5	30	Rip Saw Blade	MAFG	18
350	32	90101136	3.5	2.5	30	Rip Saw Blade	MAFG	18
350	36	90101796	3.5	2.5	30	Trimming & Cross Cut	MBW	21
350	42	90801506	4.2	2.8	30	Cross Cut Saw Blade	MAWO	19
350	42	90101806	3.5	2.5	30	Trimming & Cross Cut	MBW	21
350	54	90130706	2.3	1.6	30	Trimming & Cross Cut Thin Kerf	MCWD	20
350	54	90102806	3.5	2.5	30	Trimming & Cross Cut	MCW	21
350	54	90102856	3.5	2.5	30	Trimming & Sizing	DCS	24
350	70	908 00 60 6	3.8	2.8	30	Combination Multipurpose Cut	MEC	26
350	72	90104406	3.5	2.5	30	Trimming & Cross Cut	MEW	22
350	72	95004406	3.5	2.5	30	Trimming & Sizing Extended Life	DEW	23
350	72	90104956	3.5	2.5	30	Trimming & Sizing	DES	24
350	72	95004956	3.5	2.5	30	Trimming & Sizing Extended Life	DES	25
350	72	95531136	3.2	4.4/3.2	30	Panel Sizing Laminated Boards	TCG	28
350	72	95531136	3.2	4.4/3.2	30	Panel Sizing Laminated Boards	TCG	28
350	72	90110306	3.2	2.2	30	Trimming & Sizing Saw Blade	MED	30
350	72	90110306	3.2	2.2	30	Trimming & Sizing Saw Blade	MED	33
350	72	90104406	3.5	2.5	30	Trimming & Sizing Saw Blade	MEW	34
350	80	90250206	3.6	3	30	Aluminum Bars Saw Blade	META	36
350	84	90104506	3.5	2.5	30	Trimming & Cross Cut	MEW	22
350	84	95004506	3.5	2.5	30	Trimming & Sizing Extended Life	DEW	23
350	84	90105006	3.5	2.5	30	Trimming & Sizing	DES	24
350	84	95005006	3.5	2.5	30	Trimming & Sizing Extended Life	DES	25
350	84	97005006	3.5	2.5	30	Trim & Sizing Ext. Life for MDF	BFS	25
350	84	90104506	3.5	2.5	30	Trimming & Sizing Saw Blade	MEW	34
350	84	90201006	3.2	2.6	30	Aluminum Profiles Saw Blade	MESAN	35
350	96	90141856	3.3	2.5	30	Trimming & Sizing Saw Blade	MFSO	27
350	100	90254306	3.6	3	30	Aluminum Bars Saw Blade	MFTA	36
350	108	90131806	2.3	1.6	30	Trimming & Cross Cut Thin Kerf	MFWD	20
350	108	90105906	3.5	2.5	30	Trimming & Cross Cut	MFW	22
350	108	90302906	3.4	2.6	30	Trimming & Sizing	MFWTN	23



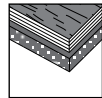
Solid Wood  
Along the Grain



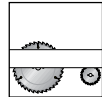
Solid Wood  
Across the Grain



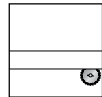
Solid Wood  
Miter Joint



Particle &  
Laminate Board



Panel Sizing  
Machines

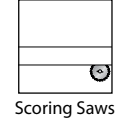
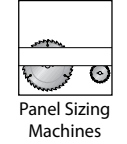

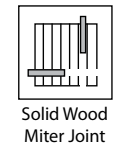
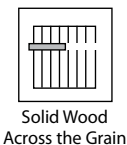


Scoring Saws

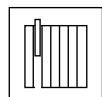


Cutting Profile  
& Bars

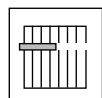
øD	Teeth	Code No.	B	c	ød	Description	Grinding type	Page
350	108	90302906	3.4	2.6	30	Trimming & Sizing	DFWTN	23
350	108	95005906	3.5	2.5	30	Trimming & Sizing Extended Life	DFW	23
350	108	90106306	3.5	2.5	30	Trimming & Sizing	DFS	24
350	108	95006306	3.5	2.5	30	Trimming & Sizing Extended Life	DFS	25
350	108	90107096	3.7	3	30	Plastic Trimming & Sizing	MFUP	33
350	108	90105906	3.5	2.5	30	Trimming & Sizing Saw Blade	MFW	34
350	108	90202906	3.2	2.6	30	Aluminum Profiles Saw Blade	MFSAN	35
350	110	95406356	3.4	2.5	30	Trim & Sizing Low Vibration	DFSQ	26
350	24+2+2	90400506	3.5	2.5	30	Multi Rip Saw Blade	MAFM	18
350	24+2+2	90400556	3.5	2.5	30	Rip Saw Blade	MAFGM	19
350	24+2+2	90400500	3.5	2.5	70	Multi Rip Saw Blade	MAFM	18
355	72	95531156	4.4	3	30	Panel Sizing Laminated Boards	TCG	28
355	72	95531156	4.4	3	30	Panel Sizing Laminated Boards	TCG	28
355	72	95531156	4.4	3	30	Panel Sizing Laminated Boards	TCG	28
355	72	97531156	4.4	3	30	Panel Sizing Laminated Boards	TCG	28
355	72	97531156	4.4	3	30	Panel Sizing Laminated Boards	TCG	28
355	72	97531156	4.4	3	30	Panel Sizing Laminated Boards	TCG	28
355	72	9553115R	4.4	3	60	Panel Sizing Laminated Boards	TCG	28
355	72	9753115R	4.4	3	60	Panel Sizing Laminated Boards	TCG	28
355	72	9553115T	4.4	3	75	Panel Sizing Laminated Boards	TCG	28
355	72	9753115T	4.4	3	75	Panel Sizing Laminated Boards	TCG	28
355	72	9553115U	4.4	3	80	Panel Sizing Laminated Boards	TCG	28
355	72	9553115U	4.4	3	80	Panel Sizing Laminated Boards	TCG	28
355	72	9753115U	4.4	3	80	Panel Sizing Laminated Boards	TCG	28
355	72	9753115U	4.4	3	80	Panel Sizing Laminated Boards	TCG	28
355	80	90210105	2.4	2	25.4	Metal Saw Blade	MFZB	37
380	48	90130806	2.7	2	30	Trimming & Cross Cut Thin Kerf	MCWD	20
380	72	9553123R	4.8	3.5	60	Panel Sizing Laminated Boards	TCG	28
380	72	9753123R	4.8	3.5	60	Panel Sizing Laminated Boards	TCG	28
380	72	9553123U	4.8	3.5	80	Panel Sizing Laminated Boards	TCG	28
380	72	9553121U	4.4	3.5	80	Panel Sizing Laminated Boards	TCG	28
380	72	9573123U	4.8	3.5	80	Panel Sizing Laminated Boards	TCG	28
380	100	90131906	2.7	2	30	Trimming & Cross Cut Thin Kerf	MFWD	20
380	100	90202956	2.8	2.2	30	Aluminum Profiles Saw Blade	MESAN	35
400	18	90101146	3.5	2.5	30	Rip Saw Blade	MAFG	18
400	28	90101156	3.5	2.5	30	Rip Saw Blade	MAFG	18
400	32	90100806	3.5	2.5	30	Rip Saw Blade	MAF	17
400	32	90121106	4	3	30	Rip Saw Blade	MAFT	17
400	32	90120906	4.4	3	30	Rip Saw Blade	MAFT	17
400	48	90801706	4.2	3	30	Cross Cut Saw Blade	MAWO	19
400	48	90101906	3.5	2.5	30	Trimming & Cross Cut	MBW	21
400	60	90102906	3.5	2.5	30	Trimming & Cross Cut	MCW	21
400	72	95531296	4.25	3.2	30	Panel Sizing Laminated Boards	TCG	28
400	72	95531306	4.4	3.2	30	Panel Sizing Laminated Boards	TCG	28
400	72	95531306	4.4	3	30	Panel Sizing Laminated Boards	TCG	28
400	72	95531306	4.4	3.2	30	Scoring Saw, Extended Life	TCG	29
400	72	97531306	4.4	3.2	30	Panel Sizing Laminated Boards	TCG	28
400	72	97531306	4.4	3	30	Panel Sizing Laminated Boards	TCG	28
400	72	9553130T	4.4	3.2	75	Panel Sizing Laminated Boards	TCG	28
400	72	9753130T	4.4	3.2	75	Panel Sizing Laminated Boards	TCG	28
400	72	9553132U	4.4	3.2	80	Panel Sizing Laminated Boards	TCG	28
400	72	9753132U	4.4	3.2	80	Panel Sizing Laminated Boards	TCG	28
400	80	908 00 70 6	4	3	30	Combination Multipurpose Cut	MEC	26
400	80	90250306	3.8	3.2	30	Aluminum Bars Saw Blade	META	36
400	96	90104606	3.5	2.5	30	Trimming & Cross Cut	MEW	22
400	96	90105106	3.5	2.5	30	Trimming & Sizing	DES	24
400	96	90104606	3.5	2.5	30	Trimming & Sizing Saw Blade	MEW	34
400	96	90201106	3.8	3.2	30	Aluminum Profiles Saw Blade	MESAN	35



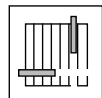
øD	Teeth	Code No.	B	c	ød	Description	Grinding type	Page
400	108	90141956	3.3	2.5	30	Trimming & Sizing Saw Blade	MFSO	27
400	120	90106006	3.5	2.5	30	Trimming & Cross Cut	MFW	22
400	120	90303006	4	3.2	30	Trimming & Sizing	MFWTN	23
400	120	90106406	3.5	2.5	30	Trimming & Sizing	DFS	24
400	120	90106006	3.5	2.5	30	Trimming & Sizing Saw Blade	MFW	34
400	120	90203006	3.8	3.2	30	Aluminum Profiles Saw Blade	MFSAN	35
400	120	90254506	3.8	3.2	30	Aluminum Bars Saw Blade	MFTA	36
420	72	9553135R	4.4	3.2	60	Panel Sizing Laminated Boards	TCG	28
420	72	9553135U	4.4	3.2	80	Panel Sizing Laminated Boards	TCG	28
420	72	9753135U	4.4	3.2	80	Panel Sizing Laminated Boards	TCG	28
420	96	90203406	4	3.4	30	Aluminum Profiles Saw Blade	MESAN	35
430	72	9553135U	4.4	3.2	75	Panel Sizing Laminated Boards	TCG	28
430	72	9753135U	4.4	3.2	75	Panel Sizing Laminated Boards	TCG	28
430	72	9553150U	4.4	3.2	80	Panel Sizing Laminated Boards	TCG	28
430	96	9553155T	4.4	3.2	75	Panel Sizing Laminated Boards	TCG	28
450	32	90100846	4	2.8	30	Rip Saw Blade	MAF	17
450	40	90101166	4	2.8	30	Rip Saw Blade	MAFG	18
450	54	90102006	4	2.8	30	Trimming & Cross Cut	MBW	21
450	66	90103006	4	2.8	30	Trimming & Cross Cut	MCW	21
450	72	95531606	4.4	3.2	30	Panel Sizing Laminated Boards	TCG	28
450	72	97531606	4.4	3.2	30	Panel Sizing Laminated Boards	TCG	28
450	72	9553160R	4.4	3.2	60	Panel Sizing Laminated Boards	TCG	28
450	72	9553170R	4.8	3.5	60	Panel Sizing Laminated Boards	TCG	28
450	72	9753170R	4.8	3.5	60	Panel Sizing Laminated Boards	TCG	28
450	72	9553160U	4.4	3.2	80	Panel Sizing Laminated Boards	TCG	28
450	72	9553170U	4.8	3.5	80	Panel Sizing Laminated Boards	TCG	28
450	72	9753160U	4.4	3.2	80	Panel Sizing Laminated Boards	TCG	28
450	72	9753170U	4.8	3.5	80	Panel Sizing Laminated Boards	TCG	28
450	80	90256006	4	3.4	30	Aluminum Bars Saw Blade	MCTA	36
450	100	90250406	4	3.4	30	Aluminum Bars Saw Blade	META	36
450	108	90104626	4	2.8	30	Trimming & Cross Cut	MEW	22
450	108	90105156	4	2.8	30	Trimming & Sizing	DES	24
450	108	90104626	4	2.8	30	Trimming & Sizing Saw Blade	MEW	34
450	108	90204006	4	3.4	30	Aluminum Profiles Saw Blade	MESAN	35
450	120	90204106	4	3.4	30	Aluminum Profiles Saw Blade	MFSAN	35
450	132	90106036	4	2.8	30	Trimming & Cross Cut	MFW	22
450	132	90106036	4	2.8	30	Trimming & Sizing Saw Blade	MFW	34
460	72	95531746	4.4	3.2	30	Panel Sizing Laminated Boards	TCG	28
460	72	97531746	4.4	3.2	30	Panel Sizing Laminated Boards	TCG	28
500	36	90100856	4.4	3	30	Rip Saw Blade	MAF	17
500	44	90101186	4.4	3	30	Rip Saw Blade	MAFG	18
500	60	90102056	4.4	3	30	Trimming & Cross Cut	MBW	21
500	60	9553185R	4.8	3.5	60	Panel Sizing Laminated Boards	TCG	28
500	72	90103206	4.4	3	30	Trimming & Cross Cut	MCW	21
500	72	9553195R	4.8	3.5	60	Panel Sizing Laminated Boards	TCG	28
500	80	90256036	4.2	3.5	30	Aluminum Bars Saw Blade	MCTA	36
500	100	90250506	4.2	3.5	30	Aluminum Bars Saw Blade	META	36
500	120	90104636	4.4	3	30	Trimming & Cross Cut	MEW	22
500	120	90104636	4.4	3	30	Trimming & Sizing Saw Blade	MEW	34
500	120	90204206	4.4	3.8	30	Aluminum Profiles Saw Blade	MESAN	35
520	72	9553205R	4.8	3.5	60	Panel Sizing Laminated Boards	TCG	28
550	100	90256066	4.4	3.8	30	Aluminum Bars Saw Blade	MCTA	36
550	120	90250606	4.4	3.8	30	Aluminum Bars Saw Blade	META	36
600	72	9553301R	5.8	4	60	Panel Sizing Laminated Boards	TCG	28
600	72	9753301R	5.8	4	60	Panel Sizing Laminated Boards	TCG	28



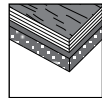
Solid Wood  
Along the Grain



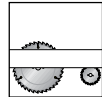
Solid Wood  
Across the Grain



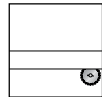
Solid Wood  
Miter Joint




Particle &  
Laminate Board



Panel Sizing  
Machines



Scoring Saws



Cutting Profile  
& Bars

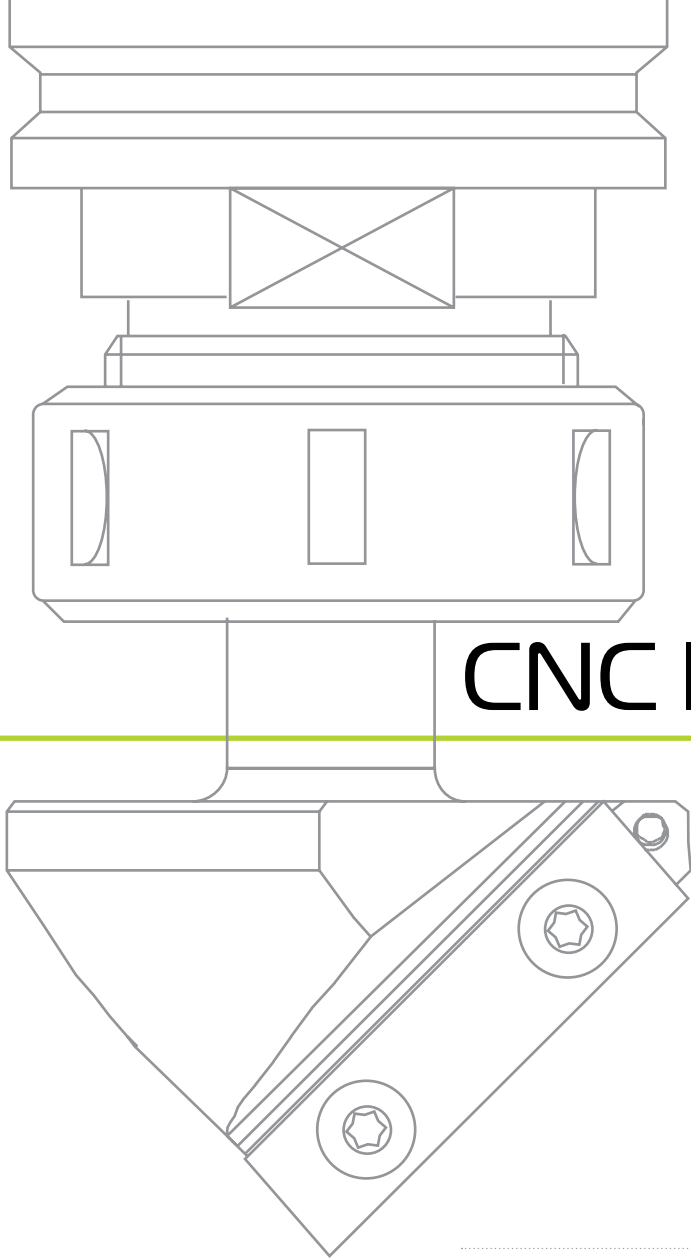
# CNC

For decades, Dimar has been at the forefront of growing industry demands for top-quality CNC cutting tools for wood, man-made board, plastics and advanced materials. Fully automated precision machinery, dedicated quality control equipment and the use of only the highest quality raw materials, has allowed Dimar to offer a world-class selection of superior cutting tool options for CNC operations; from the basic to the most advanced. Our technical know-how and ongoing research and development has resulted in the continuous introduction of new and innovative solutions.

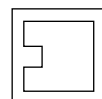
## Featured New Tools for CNC Applications

- ***DnamicX2 - The Ultimate in Router Bits:*** New generation long-lasting straight router bits specially engineered for increased tool life. For CNC operation on man-made wood board, plastic, solid surfaces, hard wood and soft wood.
- ***Spoilboard Surfacing Router:*** Three family groups available for planing, solid wood and man-made board, and spoilboard surfacing operations.
- ***Round Over Point Cutter:*** Adaptable design features replaceable knives and same tool height with different radii. For MDF door frame and carving on CNC machines.
- ***Small Adjustable Chamfer Cutter:*** Designed for smaller CNC machines working in smaller sizes in all types of wood.
- ***Diamond Tools (PCD):*** A selection of quality PCD tools for CNC operations. High durability, long-life cutting quality and reliability. on man-made wood board, plastic, solid surfaces, hard and soft wood.

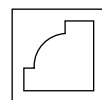




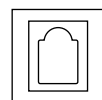
# CNC INDEX



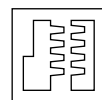
Grooving & Sizing



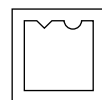
Profiling & Chamfering



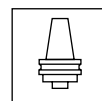
Door Frame & Panel




Jointing & Rebating















Carving
















Clamping Systems & Adapters






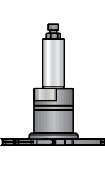
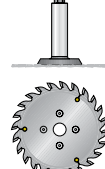
Illustrated Visual Index	48	49
Technical Information	50	- 53
 Diamond (PCD) tool <b>NEW</b>	54	- 60
Grooving & Sizing	61	- 79
Profiling & Chamfering	80	- 89
Door Frame & Panel	90	- 110
Jointing & Rebating	111	
Carving	112	- 116
Clamping Systems & Adapters	117	- 118


 <b>NEW</b>	 <b>NEW</b>	 <b>NEW</b>	 <b>NEW</b>	 <b>NEW</b>	 <b>NEW</b>
PCD - Eco Z1+1	PCD - Eco Z1+2	PCD - Z2+1 Superior	PCD - Z3+1 Helical	PCD - 45° 4 Wings	PCD - 54° 4 Wings
54	55	55	56	56	57

 <b>NEW</b>	 <b>NEW</b>	 <b>NEW</b>	 <b>NEW</b>	 <b>NEW</b>	 <b>NEW</b>
PCD - Nesting Heavy Steel - 2+1 Wings	PCD - Nesting Heavy Steel 3+3+1 Wings	PCD - Grooving Router Cutter Z1	PCD - Grooving Router Cutter Z2	PCD - Grooving Positive & Negative Z1+1	PCD - T-Slot Cutters for Aluminum Profile Grooving
57	58	58	59	59	60

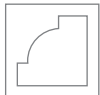
 <b>NEW</b>					
<b>DnamicX2</b>	Solid Carbide Roughing Spiral Three Flute	Solid Carbide Roughing Spiral Multi Flutes	Multiple Cutting Edge Up & Down Shear Router Cutter	Solid Carbide Straight Router Cutter Double Flute	Solid Carbide Double Flute Spiral
61	62	62	63	63	64

						
Solid Carbide Double Flute Spiral - for Solid Wood	Solid Carbide Double Flute Spiral - 8mm Shank	Solid Carbide Spiral Three Flute	Straight Router Cutter	Straight Router Cutter with Plunge Center Tip	Straight Router Cutter	Solid Carbide Up & Down Spiral Single Flute-for Solid Wood
64	65	65	66	67	68	68

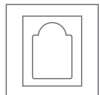
						
Straight Up & Down Shear Router Cutter	Solid Carbide Up & Down Spiral Double Flute	3 Flute Compression Spiral for Nesting Operations	Spiral Cutter for Lock Case	Router Cutter for Lock Case	Adjustable Grooving 4-15.5 mm Cutter	Saw blades for Cutting & Grooving
69	69	70	71	71	72	73



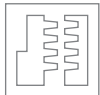
Grooving & Sizing



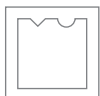
Profiling & Chamfering



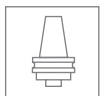
Door Frame & Panel



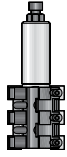
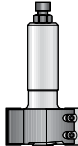

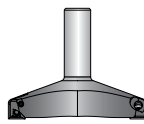
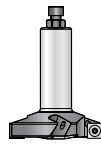
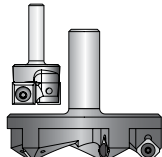
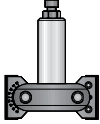
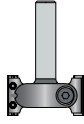
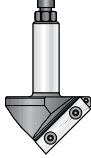









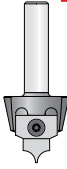



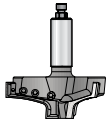
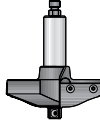
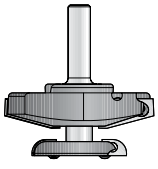
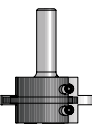
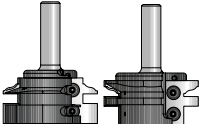
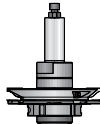
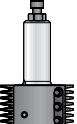
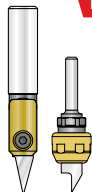
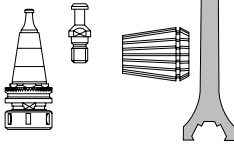
Jointing & Rebating



Carving

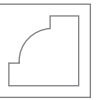


Clamping Systems & Adapters

			 <b>NEW</b>		 <b>NEW</b>	
Rough Rebating Router Cutter	Straight Rebater Router Cutter with Scorers	Straight Router Cutter with Scorers	Planing & Rebating Router Cutter	Planing & Rebating Router Cutter	Planing & Rebating Router Cutter	
74	75	76	77	78	79	
	 <b>NEW</b>			 <b>NEW</b>		
Adjustable Bevel Router Cutter	Adjustable Bevel Router Cutter	V - Groove Router Cutter	Solid Carbide Grooving & Engraving	Spiral Taper Ballnose For Plastic, MDF & Non ferrous metals.	Grooving & Engraving Router Cutter	
80	81	82-83	84	84	84	
	 <b>NEW</b>					
Solid Carbide Radius Grooving	Ball Nose End Mill	Ball Groovers Router Cutter	Rounding & Chamfering Router Cutter Set	Multi Profile Router Cutter	Multi Face Profile Router Cutter	
85	85	86	87	88-89	92	
 <b>NEW</b>						
Round Over Point Cutting	Multi-Face Profile Router Cutter	Multi-Edge Profile Router cutter	Multi Purpose Profile Router Cutter	Multi Frame Profile Router Cutter	Multi Profile Raised Panel Router Cutter	Raised Panel Router Cutter
95	96	97	98	99	100-101	102-104
				 <b>NEW</b>		
Tongue & Groove Router Cutter Set	Tongue & Groove Classic Router Cutter Set	Counter - Profile CNC Router Set	Finger Joint Router Cutter	Multiple Cutting EdgeUp & Down Shear Router Cutter	Tool holder for CNC machine	
105	106-107	108-110	111	112-116	117-119	



Grooving & Sizing



Profiling & Chamfering



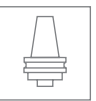
Door Frame & Panel



Jointing & Rebating



Carving

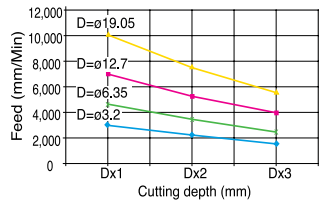


Clamping Systems & Adapters

Convenient feed rate charts are provided to assist you in selecting the right spiral family tool group best suited for working with different types of wood and laminate materials.

Values provided in the charts are recommendations only. Many external factors can influence the cutting process, including inconsistencies in the wood; wood fiber direction, wood type, wood humidity and also clamping stiffness, machine stiffness, etc. Each of these variables, alone or combined, can affect cutting conditions.

For any new application, it is recommended to increase feed rate gradually, checking the cutting quality as you go. If acceptable, continue to increase the feed rate to recommended values. Please note, the larger the chip-per-tip (high feed rate), the tool life will be increased.



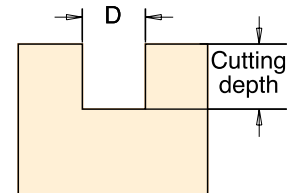
### How to use the feed rate charts.

Each chart relates to a particular tool family for use with a different type of wood or material. Each line relates to the cutting diameter of the tool. If you cannot find the exact diameter you require, please approximate the value within the existing lines.

Chart values are based on a rotation speed of 18,000 RPM. Changing the rotation speed will influence the feed rate proportionally. For example, if the tool rotates at 12,000 RPM you will need to decrease the feed rate by 12,000/18,000. Values attributed to cutting depth or wood thickness relate to cutting diameter. For example, if the cutting diameter is 10 mm and wood thickness is 20 mm, cutting depth is 2xD.

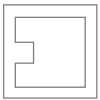
### Step-by-step

1. Select the correct chart according to the tool family and wood type.
2. Locate the desired line on the chart according to diameter size.
3. Evaluate your wood thickness according to the cutting diameter i.e. 1xD or 2xD, 1.5x D etc.
4. Find the correct feed rate according to the wood thickness on the chart.

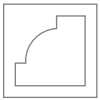


### Selecting The Right Tool Family

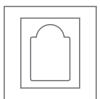
	Routing Spiral Z=3	Chipbreaker Z=3	Up Shear & Down Shear Z=2	Up Shear & Down Shear Z=2 Solid Wood	Up Shear & Down Shear Z=3	Compression Z=1 Solid	Compression Z=2
Plywood / Particle Boards no laminate	✓✓✓ Excellent	✗ Not Recommended	✓✓✓ Excellent	✗ Not Recommended	✓✓✓ Excellent	✗ Not Recommended	✓✓ Good
Plywood / Particle Boards Laminate	✓ Fair	✗ Not Recommended	✓✓ Good	✗ Not Recommended	✓✓✓ Excellent	✗ Not Recommended	✓✓✓ Excellent
Hard Wood	✓✓✓ Excellent	✓✓✓ Excellent	✓ Fair	✓✓✓ Excellent	✓✓ Good	✓✓✓ Excellent	✓✓ Good
Soft Wood	✓✓✓ Excellent	✓✓✓ Excellent	✓✓ Good	✓✓✓ Excellent	✓✓ Good	✓✓✓ Excellent	✓ Fair



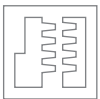
Grooving  
& Sizing




Profiling &  
Chamfering



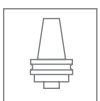
Door Frame  
& Panel







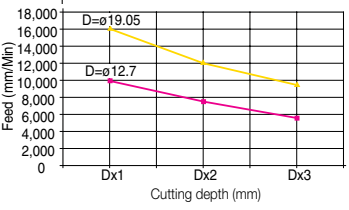
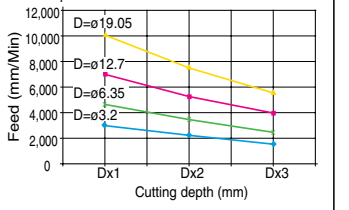

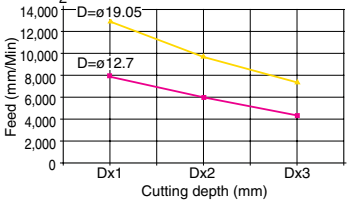
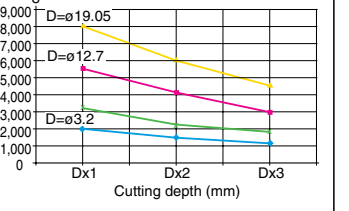

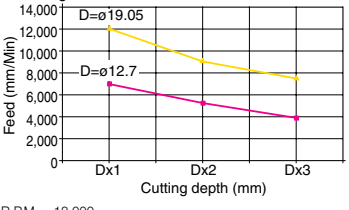
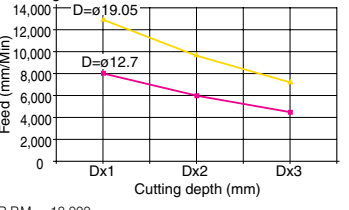

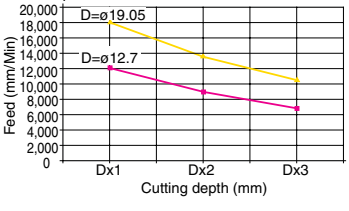
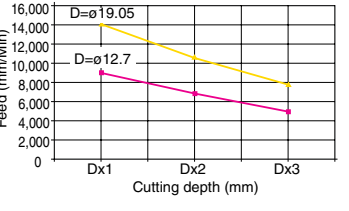
Jointing &  
Rebating

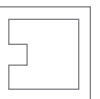


Carving

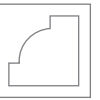


Clamping  
Systems &  
Adapters

	 <p>Routing Spiral Z=3</p>	 <p>Chipbreaker Z=3</p>	 <p>Up Shear &amp; Down Shear Z=2</p>
 <p>Plywood / Partice Boards no laminate</p>	 <p>R.P.M. = 18,000</p>		 <p>R.P.M. = 18,000</p>
 <p>Plywood / Partice Boards Laminate</p>	 <p>R.P.M. = 18,000</p>		 <p>R.P.M. = 18,000</p>
 <p>Hard Wood</p>	 <p>R.P.M. = 18,000</p>	 <p>R.P.M. = 18,000</p>	
 <p>Soft Wood</p>	 <p>R.P.M. = 18,000</p>	 <p>R.P.M. = 18,000</p>	



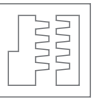
Grooving  
& Sizing



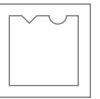
Profiling  
& Chamfering



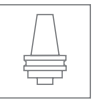
Door Frame  
& Panel







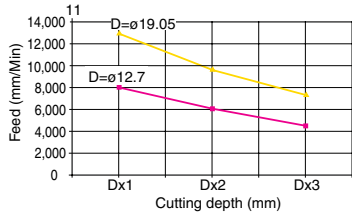

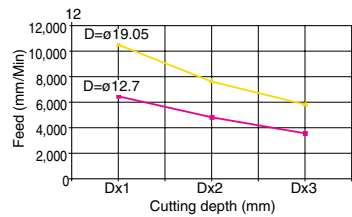

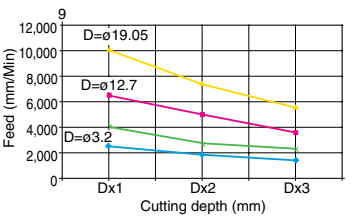
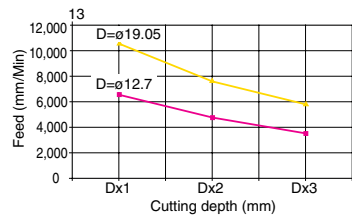
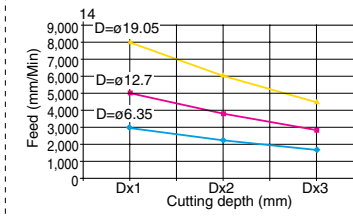

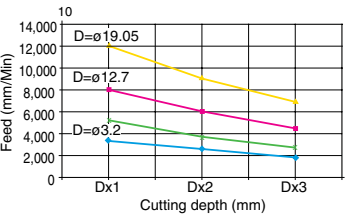
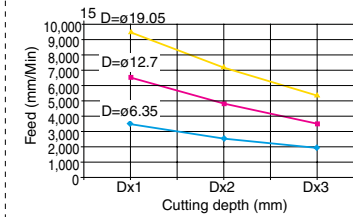
Joining  
& Rebating




Carving

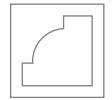


Clamping  
Systems &  
Adapters

	 <p>Up Shear &amp; Down Shear Z=2 Solid Wood</p>	 <p>Up Shear &amp; Down Shear Z=3</p>	 <p>Compression Z=1 Solid</p>	
 <p>Plywood / Partice Boards no laminate</p>		 <p>11 Feed (mm/Min) Cutting depth (mm) D=Ø19.05 D=Ø12.7 R.P.M. = 18,000</p>		
 <p>Plywood / Partice Boards Laminate</p>		 <p>12 Feed (mm/Min) Cutting depth (mm) D=Ø19.05 D=Ø12.7 R.P.M. = 18,000</p>		
 <p>Hard Wood</p>	 <p>9 Feed (mm/Min) Cutting depth (mm) D=Ø19.05 D=Ø12.7 D=Ø3.2 R.P.M. = 18,000</p>	 <p>13 Feed (mm/Min) Cutting depth (mm) D=Ø19.05 D=Ø12.7 R.P.M. = 18,000</p>	 <p>14 Feed (mm/Min) Cutting depth (mm) D=Ø19.05 D=Ø12.7 D=Ø6.35 R.P.M. = 18,000</p>	
	 <p>Soft Wood</p>	 <p>10 Feed (mm/Min) Cutting depth (mm) D=Ø19.05 D=Ø12.7 D=Ø3.2 R.P.M. = 18,000</p>		 <p>15 Feed (mm/Min) Cutting depth (mm) D=Ø19.05 D=Ø12.7 D=Ø6.35 R.P.M. = 18,000</p>



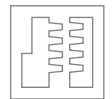
Grooving  
& Sizing



Profiling &  
Chamfering



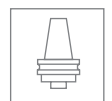
Door Frame  
& Panel






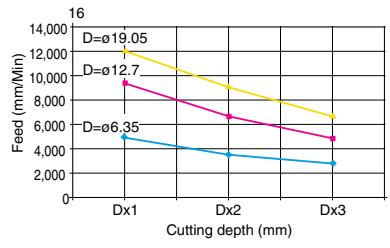
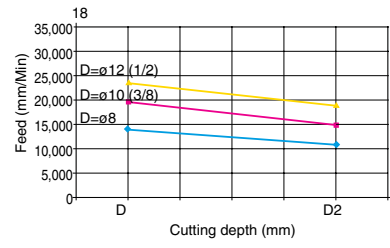

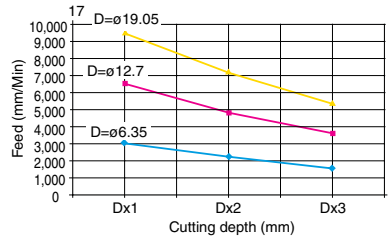
Joining &  
Rebating

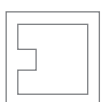


Carving

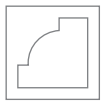


Clamping  
Systems &  
Adapters

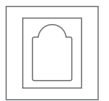
	 Compression Z=2	 Compression Z=3
 Plywood / Partice Boards no laminate	 R.P.M. = 18,000	 R.P.M. = 24,000
 Plywood / Partice Boards Laminate	 R.P.M. = 18,000	



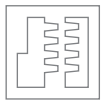
Grooving  
& Sizing



Profiling  
& Chamfering



Door Frame  
& Panel



Joining  
& Rebating



Carving



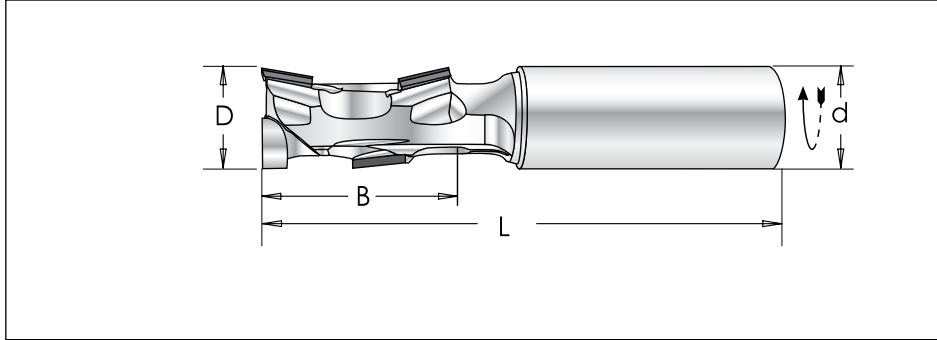
Clamping  
Systems &  
Adapters

## PCD - Eco Z1+1

**NEW**

**Properties:** Economical diamond router. Diamond height H=2.5 mm. 3 helicoidal wings, positive and negative cutters. Can be resharpened up to 2-3 times.

**Application:** Suitable for panels made of chipboard, coated, laminated and MDF.



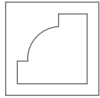
øD	Code No.		B	Tips	Plunge	L	ød	n	m/mn.
	RH	LH							
8	6830.008.20	6830.108.20	20	2	HW	65	10	18,000-24,000	2-3
10	6830.010.27	6830.110.27	27	3	HW	75	10	18,000-24,000	2-3
12	6830.012.25	6830.112.25	25	3	HW	75	12	18,000-24,000	2-3
	6830.012.35	6830.112.35	35	4	HW	80	12	18,000-24,000	2-3
16	6830.016.27	6830.116.27	27	3	HW	85	16	18,000-24,000	2-3
	6830.216.27	6830.316.27	27	3	HW	85	20	18,000-24,000	2-3
	6830.016.34	6830.116.34	34	4	HW	95	16	18,000-24,000	2-3
	6830.216.34	6830.316.34	34	4	HW	95	20	18,000-24,000	2-3
	6830.016.43	6830.116.43	43	5	HW	105	16	18,000-24,000	2-3
18	6830.216.43	6830.316.43	43	5	HW	105	20	18,000-24,000	2-3
	6830.018.25	6830.118.25	25	3	HW	95	16	18,000-24,000	2-3
	6830.218.25	6830.318.25	25	3	HW	95	20	18,000-24,000	2-3
	6830.418.34	6830.518.34	34	4	HW	95	18	18,000-24,000	2-3
	6830.218.34	6830.318.34	34	4	HW	95	20	18,000-24,000	2-3
20	6830.418.43	6830.518.43	43	5	HW	105	18	18,000-24,000	2-3
	6830.218.43	6830.318.43	43	5	HW	105	20	18,000-24,000	2-3
	6830.220.25	6830.320.25	25	3	HW	95	20	18,000-24,000	2-3
	6830.220.34	6830.320.34	34	4	HW	95	20	18,000-24,000	2-3
	6830.220.43	6830.320.43	43	5	HW	105	20	18,000-24,000	2-3
	6830.220.52	6830.320.52	52	6	HW	110	20	18,000-24,000	2-3
	6830.220.58	6830.320.58	58	7	HW	120	20	18,000-24,000	2-3

■ Available upon request

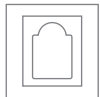
CNC



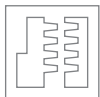
Grooving & Sizing



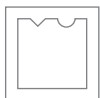
Profiling & Chamfering



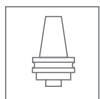
Door Frame & Panel



Jointing & Rebating



Carving



Clamping Systems & Adapters

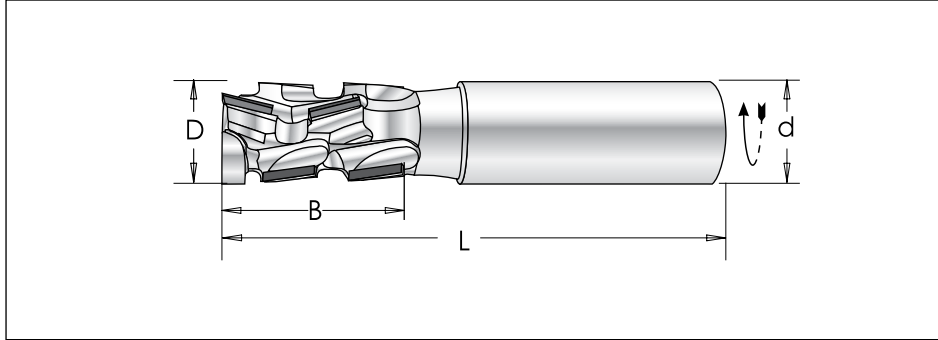


## PCD - Eco Z2+1

**NEW**

**Properties:** Economical diamond router. Diamond height H=2.5 mm. 4 wings, 2 cutters engaged on all cutting points, positive and negative cutters. Can be resharpened up to 2-3 times.

**Application:** Suitable for panels made of chipboard, coated, laminated and MDF. Good finishing, good feed rate and low noise.



øD	Code No.		B	Tips	Plunge	L	ød	n	m/mn.
	RH	LH							
12	6832.012.25	6832.112.25	25	6	HW	75	12	18,000-24,000	6-7
16	6832.016.25	6832.116.25	25	6	HW	85	16	18,000-24,000	6-7
	6832.016.34	6832.116.34	34	8	HW	94	16	18,000-24,000	6-7
18	6832.218.25	6832.318.25	25	6	HW	85	20	18,000-24,000	6-7
	6832.218.34	6832.318.34	34	8	HW	94	20	18,000-24,000	6-7
	6832.218.43	6832.318.43	43	10	HW	103	20	18,000-24,000	6-7
	6832.220.25	6832.320.25	25	6	HW	85	20	18,000-24,000	6-7
20	6832.220.32	6832.320.32	34	8	HW	94	20	18,000-24,000	6-7
	6832.220.42	6832.320.42	43	10	HW	103	20	18,000-24,000	6-7
	6832.220.51	6832.320.51	52	12	HW	112	20	18,000-24,000	6-7
	6832.220.61	6832.320.61	61	14	HW	121	20	18,000-24,000	6-7

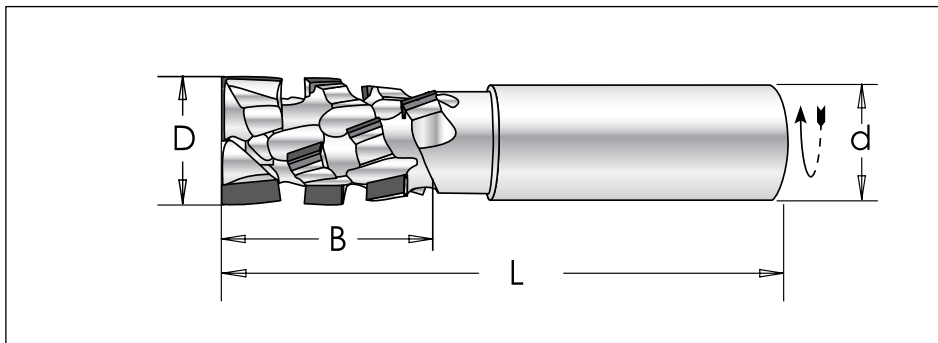
■ Available upon request

## PCD - Z2+1 Superior

**NEW**

**Properties:** Router with diamond height of H=4 mm. 4 uninterrupted wings, 2 cutters engaged on all cutting points, positive and negative cutters. Can be resharpened up to 7-10 times.

**Application:** Suitable for panels made of chipboard, coated, laminated. Ideal for MDF. Good finishing, high feed rate and low noise, due to good chip removal.

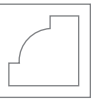


øD	Code No.		B	Tips	Plunge	L	ød	n	m/mn.
	RH	LH							
22	6833.222.32	6833.322.32	32	10	DP	92	20	18,000-24,000	8-10
	6833.222.38	6833.322.38	38	12	DP	98	20	18,000-24,000	8-10
	6833.222.43	6833.322.43	43.5	14	DP	103	20	18,000-24,000	8-10
	6833.222.49	6833.322.49	49	16	DP	109	20	18,000-24,000	8-10
	6833.222.54	6833.322.54	54	18	DP	115	20	18,000-24,000	8-10
25	6833.025.49	6833.125.49	49	16	DP	109	25	18,000-24,000	8-10
	6833.025.55	6833.125.55	55	18	DP	115	25	18,000-24,000	8-10
	6833.025.60	6833.125.60	60	20	DP	126	25	18,000-24,000	8-10
	6833.025.65	6833.125.65	65	22	DP	126	25	18,000-24,000	8-10

■ Available upon request



Grooving & Sizing



Profiling & Chamfering



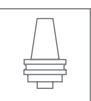
Door Frame & Panel



Jointing & Rebating



Carving



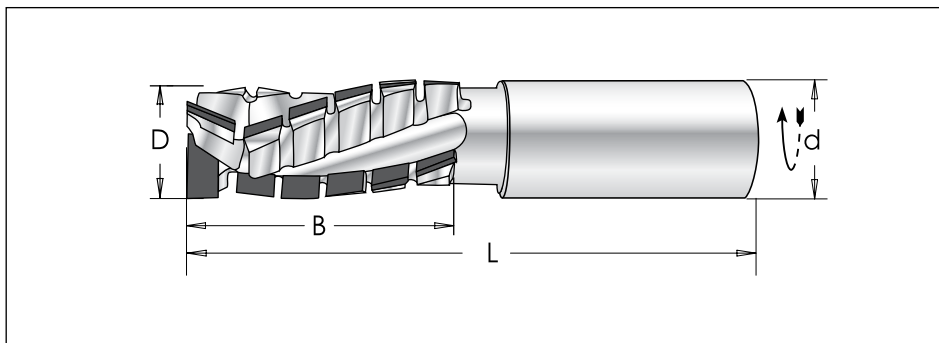
Clamping Systems & Adapters

## PCD - Z3+1 Helical

**NEW**

**Properties:** Router with diamond height of H=4 mm. 3 uninterrupted helical wings, 3 cutters engaged on all cutting points, positive and negative cutters. Can be resharpened up to 7-10 times.

**Application:** Suitable for panels made of chipboard, coated, laminated and MDF. Excellent finishing, high feed rate and low noise, due to good chip removal.



øD	Code No.		B	Tips	Plunge	L	ød	n	m/mn.
	RH	LH							
20	6834.220.29 ■	6834.320.29 ■	29	11	PCD	95	20	18,000-24,000	10-12
	6834.222.44	6834.322.44	44	17	PCD	105	20	18,000-24,000	10-12
25	6834.025.37 ■	6834.125.37 ■	37	14	PCD	100	25	18,000-24,000	10-12
	6834.025.52 ■	6834.125.52 ■	52	20	PCD	115	25	18,000-24,000	10-12
	6834.025.67	6834.125.67	67	26	PCD	130	25	18,000-24,000	10-12

■ Available upon request

CNC



Grooving & Sizing



Profiling & Chamfering



Door Frame & Panel



Jointing & Rebating



Carving



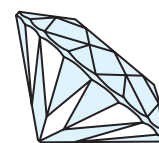
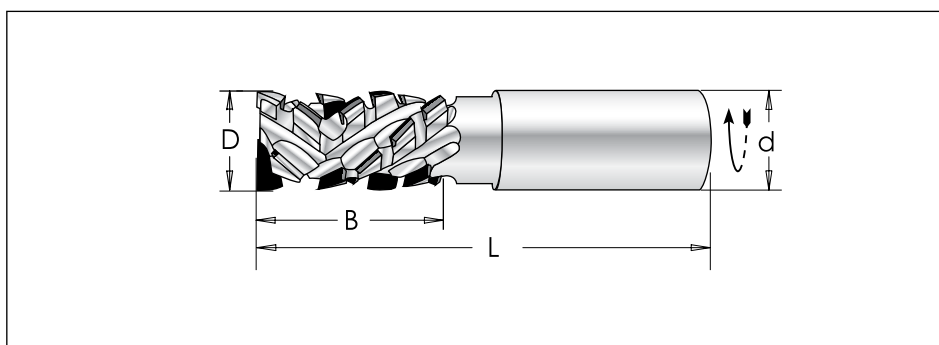
Clamping Systems & Adapters

## PCD - 45° 4 Wings

**NEW**

**Properties:** Router with diamond height of H=4 mm. 4 uninterrupted helical wings, 2 cutters engaged on all cutting points, axial cut 45°, plug PCD tip, positive and negative cutters.

**Application:** Ideal for panels made of chipboard and MDF, with coatings or thin paper coverage. Excellent finishing due to special design. High feed rate and low noise due to good chip removal.



øD	Code No.		B	Tips	Plunge	L	ød	n	m/mn.
	RH	LH							
22	6835.222.38 ■	6835.322.38 ■	38	16+1	PCD	100	20	18,000-24,000	12-14
	6835.025.38 ■	6835.125.38 ■	38	16+1	PCD	100	25	18,000-24,000	12-14
25	6835.025.46	6835.125.46	46	20+1	PCD	110	25	18,000-24,000	12-14
	6835.025.54 ■	6835.125.54 ■	54	24+1	PCD	125	25	18,000-24,000	12-14
	6835.025.63 ■	6835.125.63 ■	63	28+1	PCD	125	25	18,000-24,000	12-14
	6835.025.71 ■	6835.125.71 ■	71	32+1	PCD	140	25	18,000-24,000	12-14

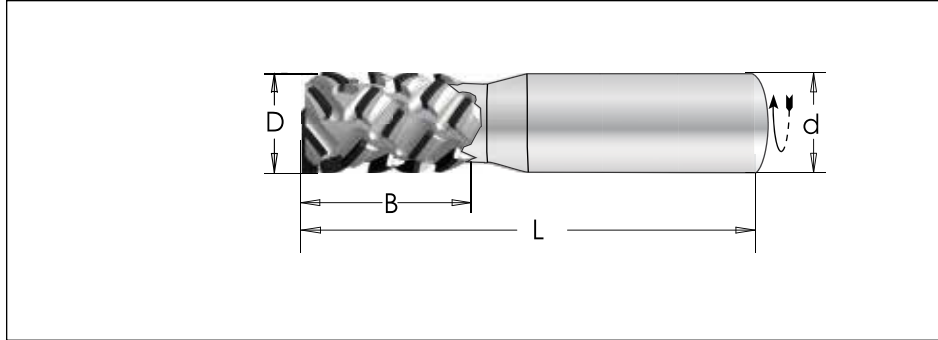
■ Available upon request

## PCD - 54° 4 Wings

**NEW**

**Properties:** Router with diamond height of H=4 mm. 6 uninterrupted wings, 2 cutters engaged on all cutting points, axial cut 54°, plug PCD tip, positive and negative cutters.

**Application:** Ideal for various materials such as chipboard, MFD, HDF, with coatings or thin paper coverage. Excellent finishing due to special design. Very high feed rate and low noise due to good chip removal.



øD	Code No.		B	Tips	Plunge	L	ød	n	m/mn.
	RH	LH							
25	6837.225.30	■ 6837.325.30	30	18+1	PCD	95	20	18,000-24,000	12-14
	6837.025.30	■ 6837.125.30	30	18+2	PCD	95	25	18,000-24,000	12-14
	6837.225.40	■ 6837.325.40	40	24+1	PCD	105	20	18,000-24,000	12-14
	6837.025.40	■ 6837.125.40	40	24+2	PCD	105	25	18,000-24,000	12-14
	6837.225.49	■ 6837.325.49	49.5	30+1	PCD	115	20	18,000-24,000	12-14
	6837.025.49	6837.125.49	49.5	30+2	PCD	115	25	18,000-24,000	12-14
	6837.225.59	■ 6837.325.59	59	36+1	PCD	125	20	18,000-24,000	12-14
	6837.025.59	■ 6837.125.59	59	36+2	PCD	125	25	18,000-24,000	12-14

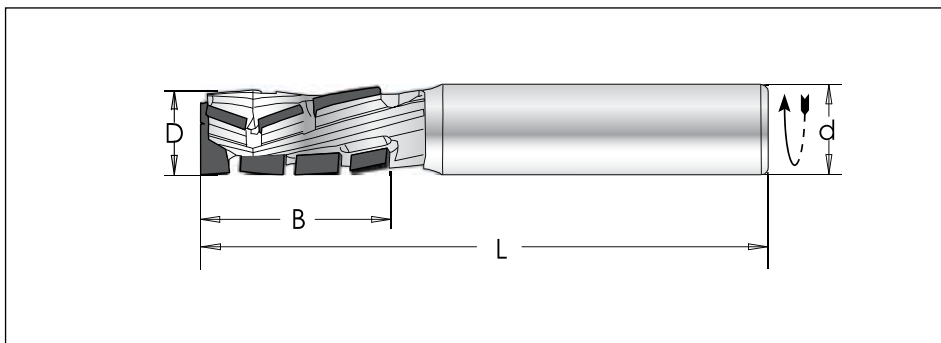
■ Available upon request

## PCD - Nesting Heavy Steel - 2+1 Wings

**NEW**

**Properties:** Router bit for nesting with diamond height of H=3.0mm. 3 helicoidal wings. Can be resharpened up to 2-3 times. 2 engaged cutters, positive and negative. 3 engaged cutters on top and bottom.

**Application:** Suitable for chipboard panels laminated, coated and MDF. High feed rate, good chip removal, excellent finishing and low noise.

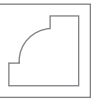


øD	Code No.	B	Tips	Plunge	L	ød	n	m/min.
12	6838.012.21	21.5	8	PCD	75	12	24,000	6-8
	6838.012.24	■ 24.5	9	PCD	75	12	24,000	6-8
	6838.012.31	■ 31.5	12	PCD	80	12	24,000	6-8

■ Available upon request



Grooving & Sizing



Profiling & Chamfering



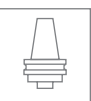
Door Frame & Panel



Jointing & Rebating



Carving



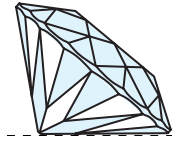
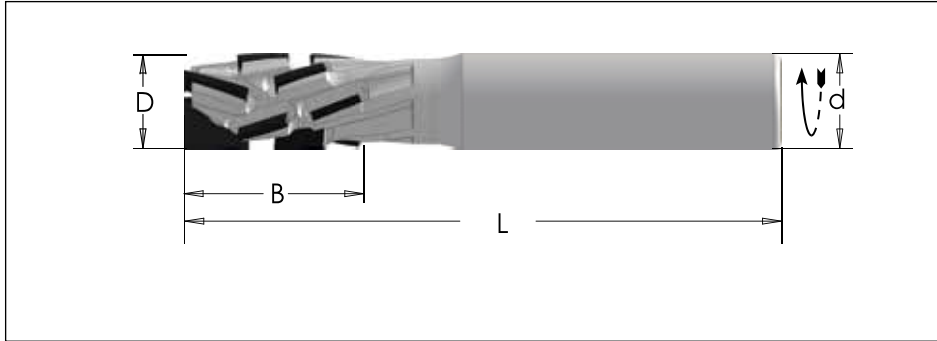
Clamping Systems & Adapters

## PCD - Nesting Heavy Steel 3+3+1 Wings

**NEW**

**Properties:** Router bit for nesting with diamond height H=3.0mm. 6 helicoidal wings. Can be resharpened up to 2-3 times. 3 engaged cutters, mainly positive. 3 engaged cutters on top and bottom.

**Application:** Suitable for chipboard panels, laminated, coated and MDF. High feed rate, good chip removal, excellent finishing and low noise.



øD	Code No.	B	Tips	Plunge	L	ød	n	m/min.
12	6842.012.22	22	12	PCD	75	12	24,000	10-12
	6842.012.25	25	12	PCD	75	12	24,000	10-12
16	6843.216.35*	35	18	PCD	95	12	24,000	10-12

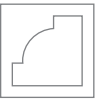
\* steel

■ Available upon request

CNC




Grooving & Sizing



Profiling & Chamfering



Door Frame & Panel



Jointing & Rebating



Carving



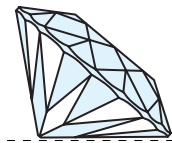
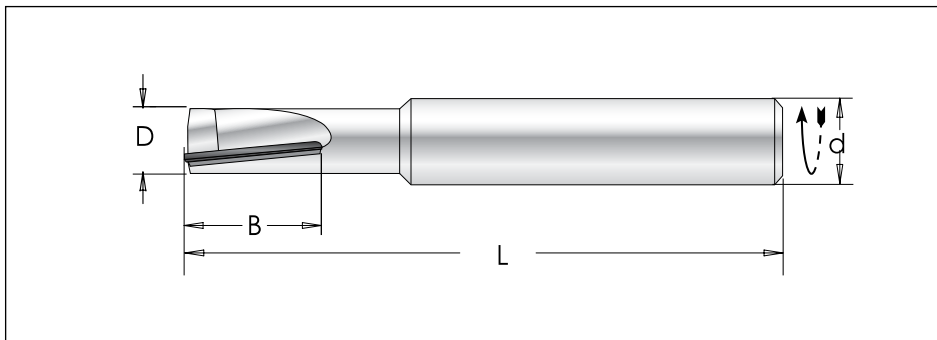
Clamping Systems & Adapters

## PCD - Grooving Router Cutter Z1

**NEW**

**Properties:** Cutter with single tip Z=1 working as grooving bit. Made with HW body ideal for making canals. Negative axial angle. Can be resharpened up to 2-3 times.

**Application:** Suitable for raw, coated and laminated chipboard, MDF and plywood, plastic, Corian and polymers.



øD	Code No.	B	Plunge	L	ød	n	m/mn.	
5	6844.005.10	■	10	DP	70	6	18,000-24,000	2-4
6	6844.006.10	■	10	DP	70	6	18,000-24,000	2-4
7	6844.007.10	■	10	DP	70	6	18,000-24,000	2-4
8	6844.008.10	■	10	DP	70	10	18,000-24,000	2-4
8	6844.008.16	■	15	DP	70	10	18,000-24,000	2-4
9	6844.009.15	■	15	DP	70	10	18,000-24,000	2-4
10	6844.010.16	■	16	DP	70	10	18,000-24,000	2-4
	6844.010.25	■	22	DP	70	10	18,000-24,000	2-4

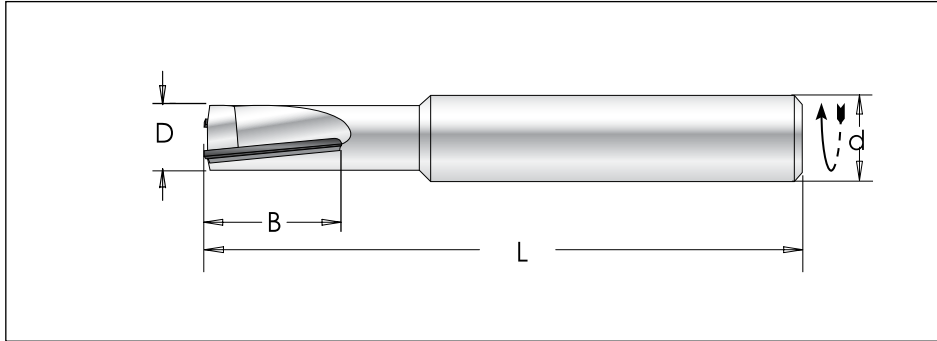
■ Available upon request

## PCD - Grooving Router Cutter Z2

**NEW**

**Properties:** Cutter with Z=2 working as grooving bit. Made with HW body ideal for making canals. Negative axial angle. It can be resharpened up to 2-3 times.

**Application:** Suitable for raw, coated and laminated chipboard, MDF and plywood, plastic, Corian and polymers.



øD	Code No.		B	Plunge	L	ød	n	m/mn.
5	6845.005.10	■	10	DP	70	6	18,000-24,000	2-4
6	6845.006.10		10	DP	70	6	18,000-24,000	2-4
7	6845.007.10	■	10	DP	70	6	18,000-24,000	2-4
8	6845.008.10		10	DP	70	10	18,000-24,000	2-4
8	6845.008.15	■	15	DP	70	10	18,000-24,000	2-4
9	6845.009.15	■	15	DP	70	10	18,000-24,000	2-4
10	6845.010.16	■	16	DP	70	10	18,000-24,000	2-4
	6845.010.25		22	DP	70	10	18,000-24,000	2-4

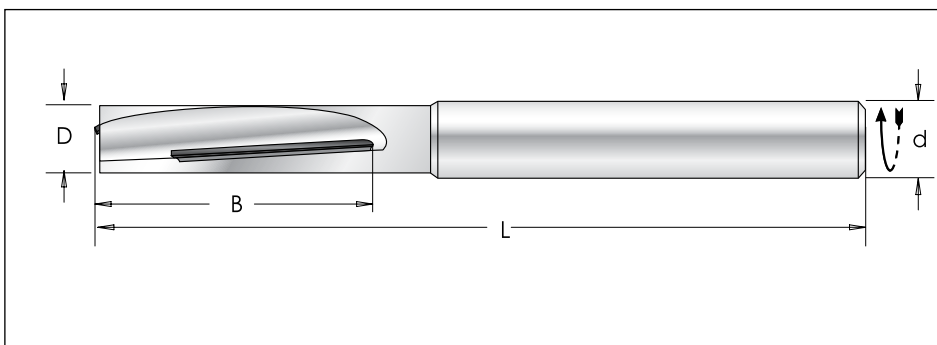
■ Available upon request

## PCD - Grooving Positive & Negative Z1+1

**NEW**

**Properties:** Cutter with Z=1+1 positive and negative . Made with HW body ideal for making canals. Can be resharpened up to 2-3 times.

**Application:** Excellent finishing top and bottom for chipboard and MDF.

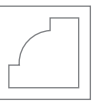


øD	Code No.		B	Plunge	L	ød	n	m/mn.
8	6846.080.28	■	28	DP	80	8	18,000-24,000	2-4
10	6846.010.28		28	DP	80	10	18,000-24,000	2-4
12	6846.012.28	■	28	DP	80	12	18,000-24,000	2-4

■ Available upon request



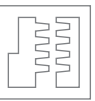
Grooving & Sizing



Profiling & Chamfering



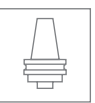
Door Frame & Panel



Jointing & Rebating



Carving



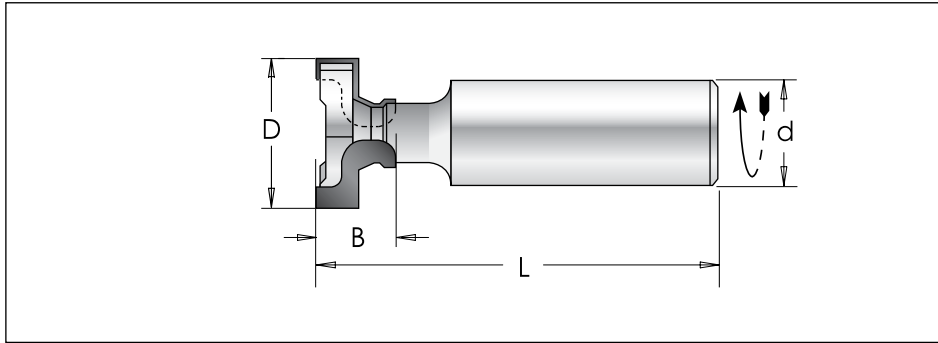
Clamping Systems & Adapters

## PCD - T-Slot Cutters for Aluminum Profile Grooving

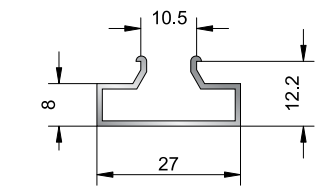
**NEW**

**Properties:** T-slot cutter in diamond Z2+2. Can be resharpened up to 2-3 times.

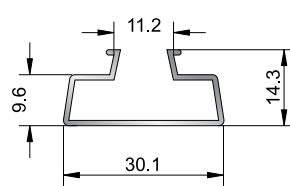
**Application:** Ideal for aluminum profile grooving. Suitable for chipboard panels and MDF. Excellent finishing of the panel. Low noise.




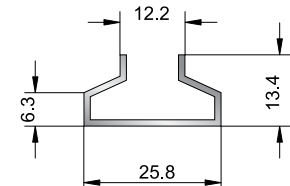
	øD	Code No.	B	Tips	L	ød	n	m/mn.
<b>A</b>	27.9	6850.027.15	15.2	2+2	75	20	18,000-24,000	3-4
<b>B</b>	32.7	6850.032.16	16.8	2+2	75	20	18,000-24,000	3-4
<b>C</b>	27.3	6850.027.16	16	2+2	75	20	18,000-24,000	3-4
<b>D</b>	29	6850.029.15	15.2	2+2	75	20	18,000-24,000	3-4
<b>E</b>	28	6850.028.13	13.7	2+2	75	20	18,000-24,000	3-4
<b>F</b>	25.9	6850.025.17	17	2+2	75	20	18,000-24,000	3-4



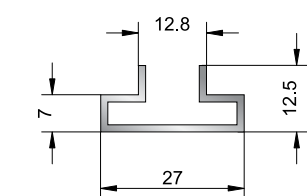
**A**



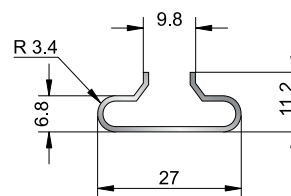
**B**



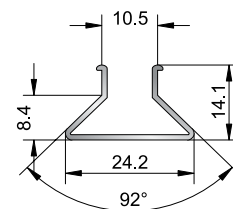
**C**



**D**




**E**



**F**

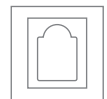
CNC



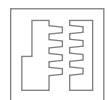
Grooving & Sizing



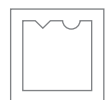
Profiling & Chamfering




Door Frame & Panel



Jointing & Rebating



Carving

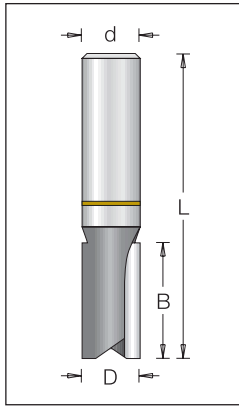


Clamping Systems & Adapters

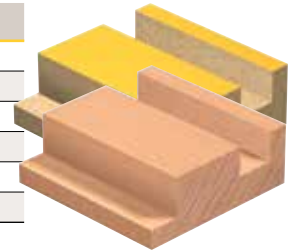
# DnamicX2

**NEW**

The new generation of long lasting straight router bits, specially designed to cut laminated boards, MDF, panels and solid wood



øD	Code No.	B	L	ød
8.0	1074595	25.0	67.0	8
10.0	1074809	30.0	80.0	12
12.0	1074819	25.0	75.0	12
12.0	1074869	30.0	80.0	12
12.0	1074879	38.0	88.0	12
12.0	1074899	48.0	100.0	12




Hardened steel body - resistant to corrosion and designed for high working loads.

Unigue identification marker on the shank.

Ultra Submicron Tungsten Carbide Technology offers exceptional wear resistance.

Mirror face sharpening of the cutting edges for long lasting performance.

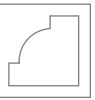
\* Center tip design for easy penetration. #1074899



CNC



Grooving & Sizing



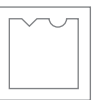
Profiling & Chamfering



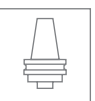
Door Frame & Panel



Jointing & Rebating



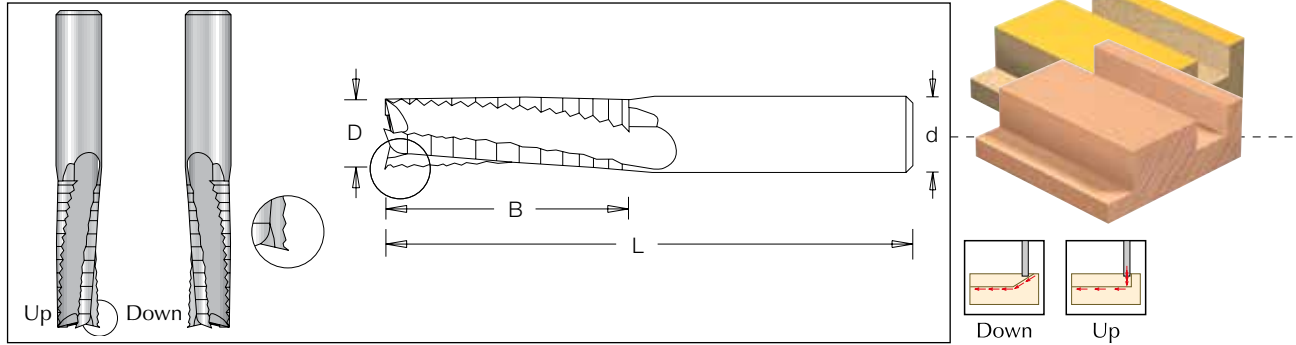
Carving



Clamping Systems & Adapters

### Solid Carbide Roughing Spiral Three Flute

Solid tungsten carbide router cutter complete with three spiral flutes. Suitable for 'roughing' cuts in softwood, hardwood and man-made board (with or without coating). Carbide for maximum durability in abrasive materials. Up-cut spiral for optimum chip flow and improved finish on the bottom of the board. Down-cut for better clamping when machining small work pieces and improved finish on the top of the board. For use on routers and machining centers with or without CNC control.

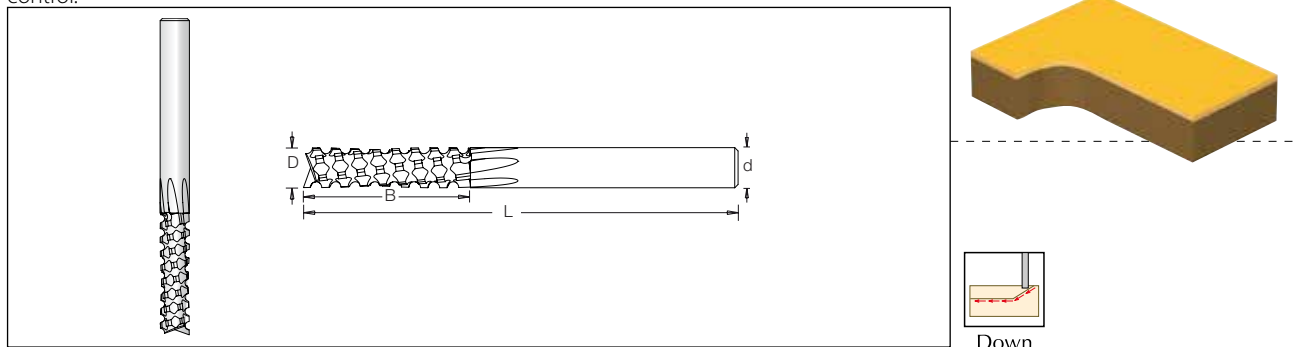


øD	Code No.		B	L	ød
	Upcut	Downcut			
10	1786327	1789327	32	80	10
12	1786359	1789359	32	80	12
	1786389	1789389	52	100	12
14	1786410	1789410	52	110	14
16	1786470	1789470	55	110	16
20	1786560		55	120	20
	1786580		72	135	20

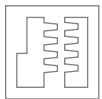
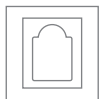
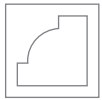
See feed rates details on page 2.6

### Solid Carbide Roughing Spiral Multi Flutes

Solid tungsten carbide router cutter complete with unique multi spiral flute shapes. Suitable for 'roughing' cuts in hard and abrasive materials, such as composites, Trespa, fiber glass etc. Carbide for maximum durability. Down-cut for better clamping when machining small work pieces and improved finish on top of the board. For use on routers and machining centers with or without CNC control.



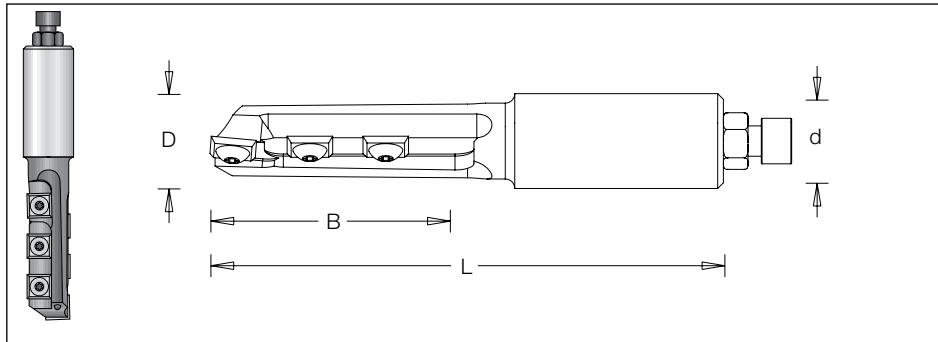
øD	Code No.	B	L	ød	n
6	1787103	25	65	6	35,000
12	1787109	42	82	12	35,000





### Multiple Cutting Edge Up & Down Shear Router Cutter

Disposable insert straight router cutter complete with two flutes and multiple cutting blades. Top and Bottom Blades are sheared up and down to ensure a good finish on both top and bottom surfaces of laminated and veneered boards. For use on routers and machining centers with CNC control.



$\varnothing D$	Code No.	B	Z	L	Up $\varnothing d$	n
22	807310H	42	4	115	25x55mm	18,000
	807315H	62	6	135	25x55mm	18,000

Also available with 20 mm diameter shank.

Spare Parts:



I.C. Blade  
310 121 2  
12x12x1.5



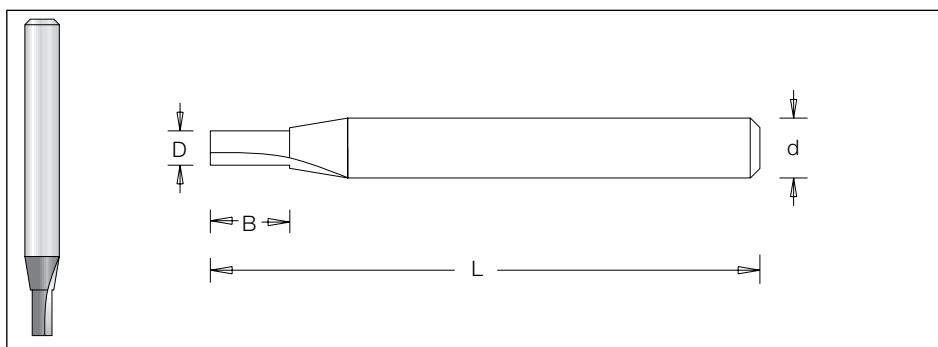
Torx screw  
193 395 0  
M4x6



Torx key  
194 101 5  
T - 15

### Solid Carbide Straight Router Cutter Double Flute

Solid tungsten carbide router cutter complete with two straight flutes. Suitable for producing grooves and slots in softwood, hardwood or man-made boards. Carbide for maximum durability in abrasive materials and better plunge characteristics. For use on routers and machining centers with or without CNC control.



$\varnothing D$	Code No.	B	L	$\varnothing d$	n
3	so1070013	11	60	6	35,000
4	so1070043	11	60	6	35,000
5	so1070073	11	60	6	35,000
6	so1070103	19	60	6	35,000
	so1070133	25	60	6	35,000
8	so1070255	25	70	8	35,000
10	so1078587	30	80	10	35,000

**DYNAMIC™**  
Extended Life

CNC



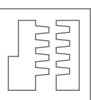
Grooving & Sizing



Profiling & Chamfering



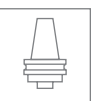
Door Frame & Panel



Jointing & Rebating



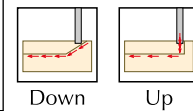

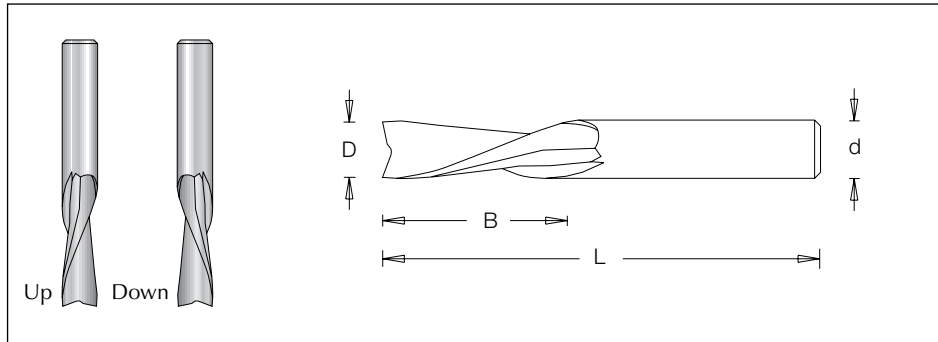
Carving



Clamping Systems & Adapters

### Solid Carbide Double Flute Spiral

Solid tungsten carbide router cutter complete with two spiral flutes. Suitable for fine 'finishing' cuts combined with high feed rate in soft wood, hard wood and man-made boards (with or without coating). Carbide for maximum durability in abrasive materials. Up-cut spiral for optimum chip flow and improved finish on the bottom of the board. Down-cut for better clamping when machining small work pieces and improved finish on the top of the board. For use on routers and machining centers with or without CNC control.

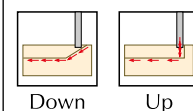
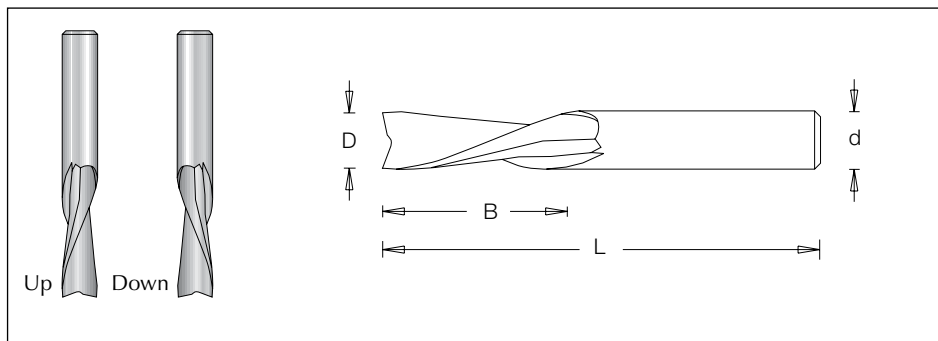


øD	Code No.		B	L	ød	n
	Upcut	Downcut				
3	1734050	1735050	12	50	3	35,000
4	1734100	1735100	12	55	4	35,000
5	1734160	1735160	20	55	5	35,000
6	1734203	1735203	20	60	6	35,000
8	1734265	1735265	25	60	8	35,000
10	1734307	1735307	25	70	10	35,000
	1734327	1735327	32	70	10	35,000
12	1734359	1735359	32	80	12	35,000
	1734379	1735379	42	90	12	35,000
	1734389	1735389	52	100	12	35,000

See feed rates details on page 2.6

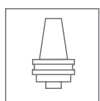
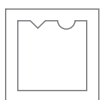
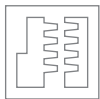
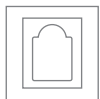
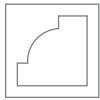
### Solid Carbide Double Flute Spiral - for Solid Wood

Solid tungsten carbide router cutter complete with two spiral flutes. Suitable for fine 'finishing' cuts in soft wood and hard wood. Up-cut spiral for optimum chip flow and improved finish on the bottom of the board. Down-cut for better clamping when machining small work pieces and improved finish on the top of the board. For use on routers and machining centers with or without CNC control.



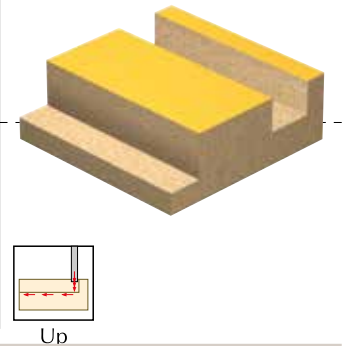
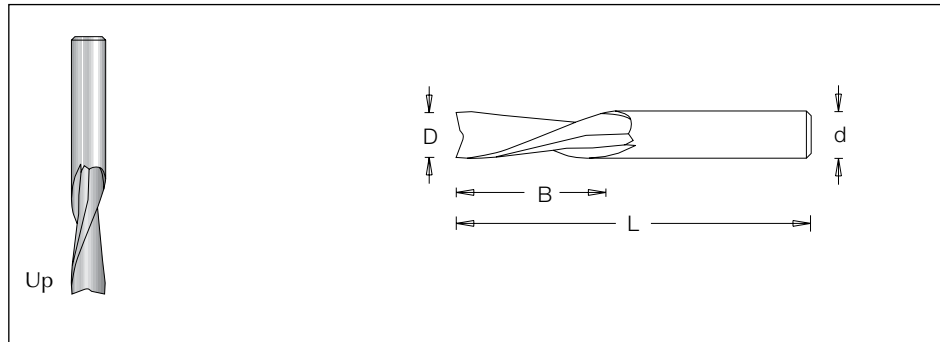
øD	Code No.		B	L	ød	n
	Upcut	Downcut				
6	1734203S	1735203S	20	60	6	35,000
8	1734265S	1735265S	25	60	8	35,000

See feed rates details on page 2.7



### Solid Carbide Double Flute Spiral - 8mm Shank

Solid tungsten carbide router cutter complete with two spiral flutes. Suitable for fine 'finishing' cuts in soft wood and man-made board (with or without coating). Carbide for maximum durability in abrasive materials. Up-cut spiral for optimum chip flow and improved finish on the bottom of the board. Down-cut for better clamping when machining small work pieces and improved finish on the top of the board. For use on routers and machining centers with or without CNC control.

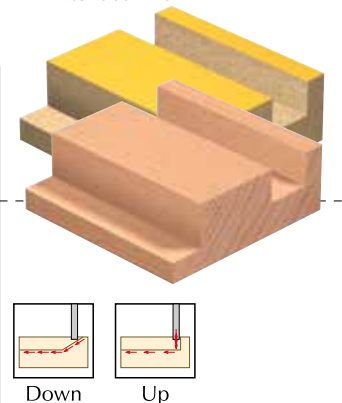
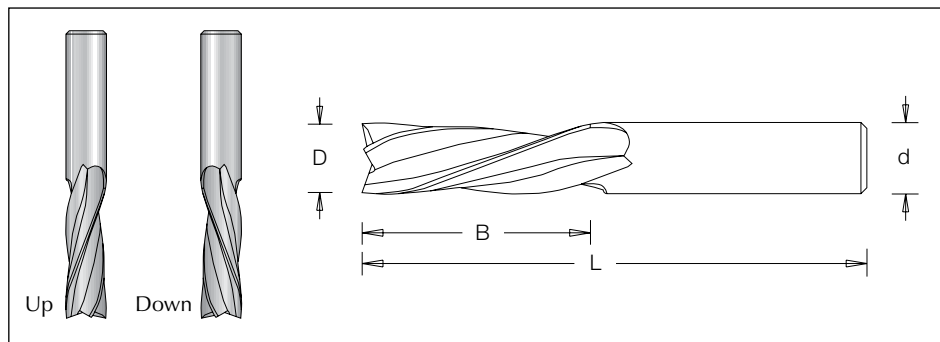


øD	Code No.	B	L	ød	n
3	1734055	12	50	8	35,000
4	1734105	12	50	8	35,000
5	1734155	15	50	8	35,000
6	1734205	20	60	8	35,000
8	1734255	20	60	8	35,000

See feed rates details on page 2.6

### Solid Carbide Spiral Three Flute

Solid tungsten carbide router cutter complete with two spiral flutes. Suitable for fine 'finishing' cuts in soft wood, hard wood and man-made board (with or without coating). Carbide for maximum durability in abrasive materials. Up-cut spiral for optimum chip flow and improved finish on the bottom of the board. Down-cut for better clamping when machining small work pieces and improved finish on the top of the board. For use on routers and machining centers with CNC control.

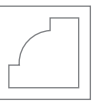


øD	Code No.		B	L	ød
	Upcut	Downcut			
12	1736379	1739379	42	90	12
	1736389	1739389	52	100	12
14	1736700	1739700	42	100	14
	1736400	1739400	55	110	14
16	1736410	1739410	35	80	16
	1736480	1739480	52	110	16
20	1736560	1739560	52	120	20
	1736580	1739580	72	135	20

See feed rates details on page 2.7



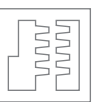
Grooving & Sizing



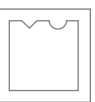
Profiling & Chamfering



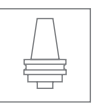
Door Frame & Panel



Jointing & Rebating



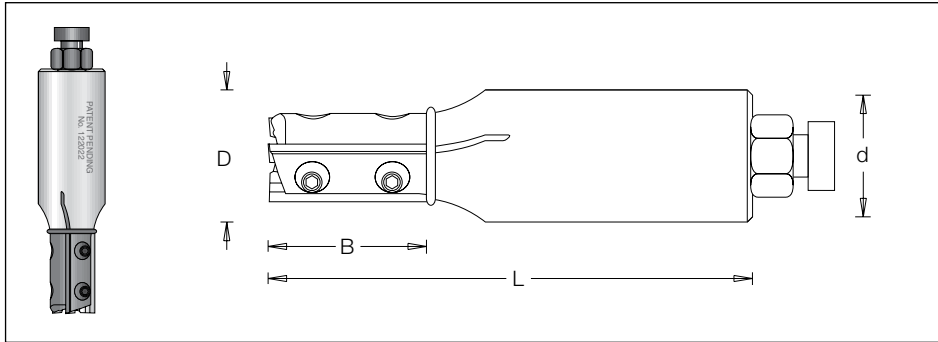
Carving



Clamping Systems & Adapters

## Straight Router Cutter

Disposable insert straight router cutter complete with a variety of flutes. Suitable for rebating and sizing in man-made board (with or without coating). Replaceable inserts ensure a consistent cutting diameter and finish quality. Cutters are not suitable for plunge cutting.



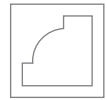
øD	Code No.	B	Z	L	ød	n
10	8071059*	20	1	71.5	12	18,000
12	8071119**	30	2	81	12	18,000
18	8071200	30	3	81.5	20	18,000
	807120H	30	3	81.5	25	18,000
	8071210	50	3	101.5	20	18,000
	8071210L	50	3	101.5	20	18,000
20	8071250	50	3	101.5	20	18,000
	807125H	50	3	101.5	25	18,000
	807125HL	50	3	101.5	25	18,000
18	807121H	50	3	101.5	25	18,000
	807121HL	50	3	101.5	25	18,000

L = Left hand Rotation.

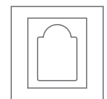
CNC



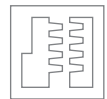
Grooving & Sizing



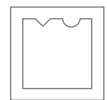
Profiling & Chamfering




Door Frame & Panel



Jointing & Rebating



Carving



Clamping Systems & Adapters

Spare parts:



T.C. Blade

B= 20 #310 751 0  
20x5.5x1.1



Allen screw \*

#193 035 0  
M3x4



Allen screw \*\*

#193 036 0  
M3x5



Allen screw

#193 037 0  
M3x6



Allen Key

#194102 0  
S1.5

B= 30 #310 751 1  
30x5.5x1.1

B= 50 #310 751 3  
50x5.5x1.1

Left - #310 751 3L  
50x5.5x1.1

T.C. Blade for MDF



T.C. Blade

B= 20 #360 751 0  
20x5.5x1.1


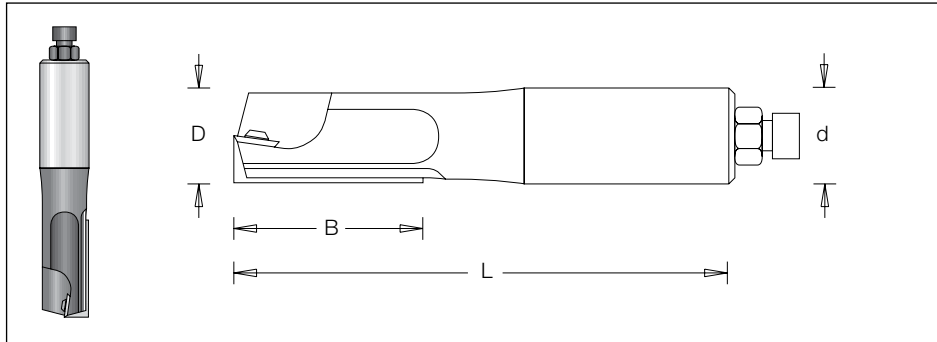
B= 30 #360 751 1  
30x5.5x1.1

B= 50 #360 751 3  
50x5.5x1.1

Left - #360 751 3L  
50x5.5x1.1

## Straight Router Cutter with Plunge Center Tip

Disposable insert straight router cutter complete with one flute and center tip. Suitable for grooving, rebating and sizing in man-made boards with plunge (with or without coating). Replaceable inserts ensure a consistent cutting diameter and finish quality. Center tip for improved boring. It is recommended to implement plunge operation insteps. For use on routers and machining centers with CNC control.



øD	Code No.	B	Z	L	ød	n
16	107373H*	30	1+1	105	25x55	18,000
	107374H*	50	1+1	125	25x55	18,000
18	107376H	50	1+1	125	25x55	18,000
20	107377H	30	1+1	105	25x55	18,000
	107398H	50	1+1	125	25x55	18,000

⚠ Also available with 20 mm diameter shank.  
\*Braze center tip

### Spare Parts:



T.C. Blade  
310 723 0  
29.5x12x1.5



T.C. Blade  
310 725 0  
49.5x12x1.5



Torx screw  
193 395 0  
M4x6



Torx screw  
193 354 8  
M3.5x4.8



Torx key  
194 101 5  
T15

B=30



CENTER  
T.C. Blade

D=18 310 752 6  
7.5x12x1.5

B=50



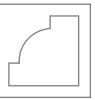
CENTER  
T.C. Blade

D=20 310 752 6 310 752 3  
7.5x12x1.5 7.5x12x1.5

D=25 310 751 2 310 751 2  
7.5x12x1.5 7.5x12x1.5



Grooving & Sizing



Profiling & Chamfering



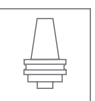
Door Frame & Panel



Jointing & Rebating



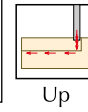

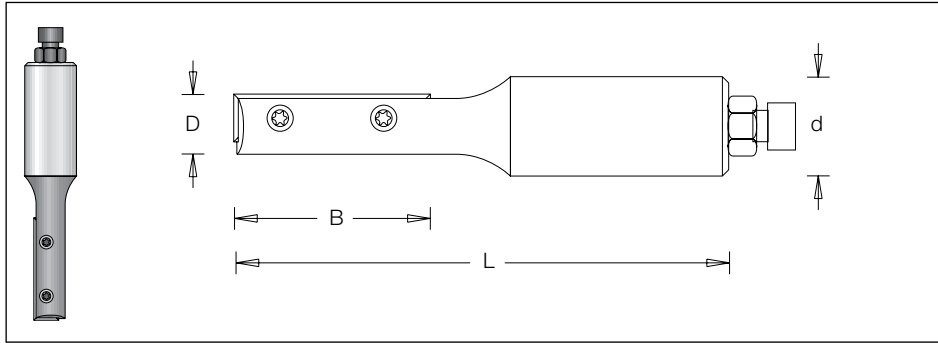
Carving



Clamping Systems & Adapters

### Straight Router Cutter

Disposable insert straight router cutter with one flute. Suitable for grooving, rebating and sizing with plunge in man-made boards (with or without coating). Replaceable inserts ensure a consistent cutting diameter and finish quality. Plunging should be done in steps.



øD	Code No.	B	Z	L	ød	n
12	1073500	30	1	105	20x55	18,000
14	1073540	30	1	105	20x55	18,000

#### Spare Parts:



T.C. Blade 1  
310 793 0  
30x9x1.5



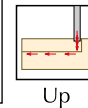
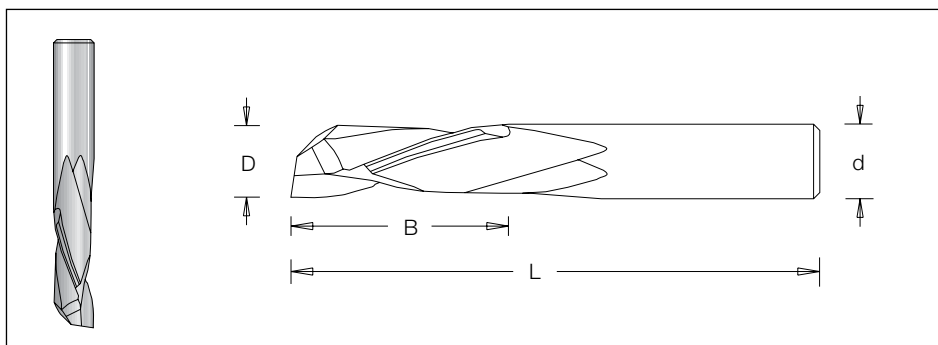
Torx screw  
193 354 8  
M3.5x4.8



Torx key  
194 101 5  
T15

### Solid Carbide Up & Down Spiral Single Flute - for Solid Wood

Solid tungsten carbide router cutter complete with one up and down compression spiral flutes. The compression spiral compresses the chips into the center of the bit to ensure a fine finish on both surfaces of solid wood and hard wood. For use on routers and machining centers with and without CNC control.

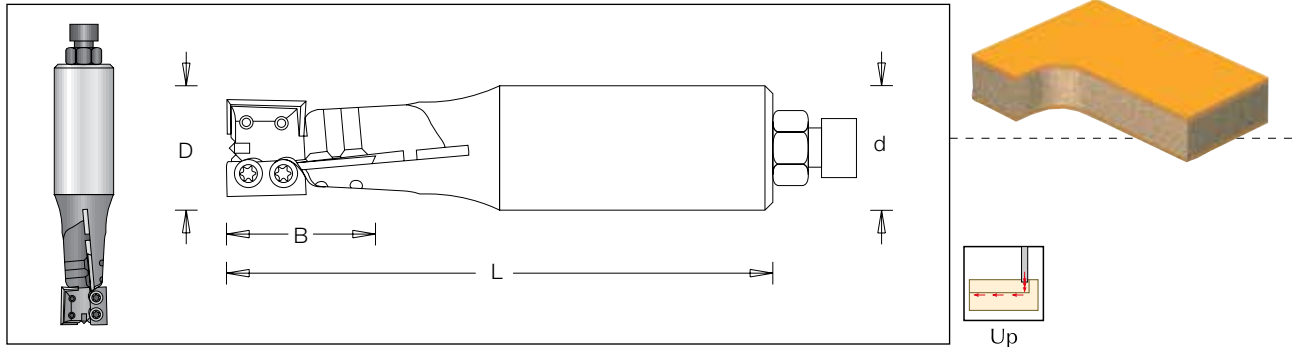


øD	Code No.	B	L	ød
6	1742203S	20	60	6
8	1742275S	25	70	8
10	1742337S	32	80	10
12	1742359S	32	80	12

See feed rates details on page 47.

### Straight Up & Down Shear Router Cutter

Disposable insert straight router cutter complete with two up and down shear flutes and center tip. Shear flutes squeeze the material into the middle to give an extra fine finish on both surfaces of laminated and veneered board. (Special carbide grade for abrasive material). Replaceable inserts ensure a consistent cutting diameter and finish quality. Center tip for improved boring. For use on routers with CNC control.



øD	Code No.	B	Z	L	ød	n
20	807320H	30	2	110	25x55	18,000
	807322H	50	2	130	25x55	18,000

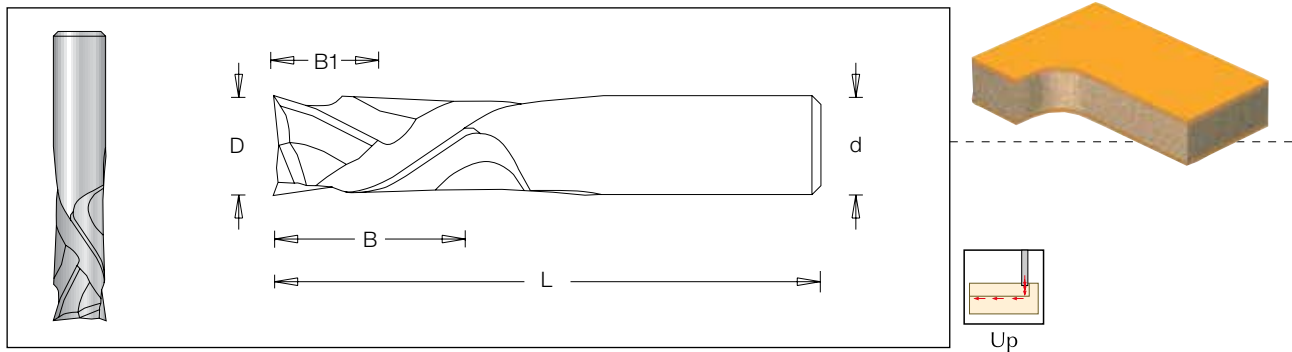
⚠ Also available with 20 mm diameter shank.

Spare Parts:

B = 30	B = 50	Torx screw	Torx key
T.C. Blade	T.C. Blade	Torx screw	Torx key
300 771 6	300 772 8	193 400 0	194 110 0
16x7x1.5	28x7x1.5	M3x4	T - 9

### Solid Carbide Up & Down Spiral Double Flute

Solid tungsten carbide router cutter complete with two up and down compression spiral flutes. Compression spiral ensures material is squeezed into the middle to give an extra fine finish on both surfaces of laminated and veneered board. Carbide for maximum durability in abrasive materials. For use on routers and machining centers with and without CNC control.

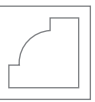


øD	Code No.	B	B1	L	ød
3.2	174107Z*	21	6.0	63.5	3.2
6.0	1743203	20	6.0	60	6
8.0	1743275	25	7.0	70	8
10.0	1743337	32	8.0	80	10
12.0	1743359	32	8.0	80	12
	1743379	42	13.0	90	12
16.0	1743480	52	14.0	110	16
20.0	1743560	52	17.0	120	20
	1743580	72	20.0	135	20

\* Not DAMIC Carbide  
See feed rates details on page 2.7



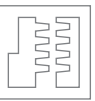
Grooving & Sizing



Profiling & Chamfering



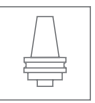
Door Frame & Panel



Joining & Rebating




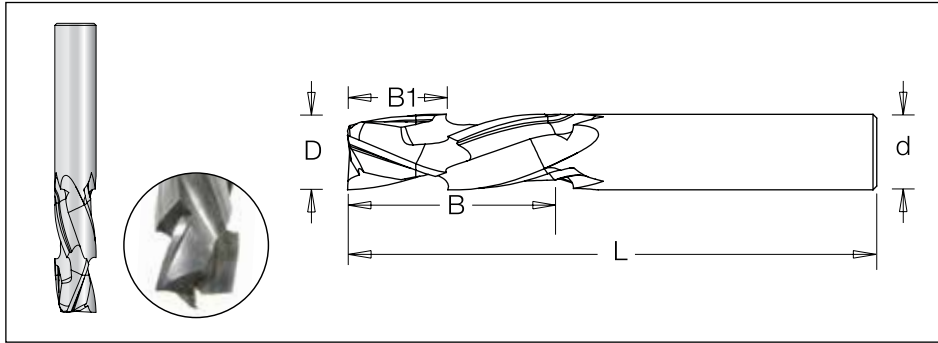
Carving



Clamping Systems & Adapters

### 3 Flute Compression Spiral for Nesting Operations

New generation of spiral tools for nesting operations on CNC machines. Dimar's "Dynamic" carbide for longer life.  
Three flute design, high clearance geometric shape for max. feed rate. Free chip flow. Clean Cut.



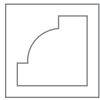
øD	Code No.	B	B1	ød	L	n
8	1748815 <b>NEW</b>	20 (12)*	3	8	70	24,000
	1748405	20 (12)*	5	8	70	24,000
10	1748827 <b>NEW</b>	25 (16)*	4	10	70	24,000
	1748507	25 (16)*	7	10	70	24,000
12	1748839 <b>NEW</b>	32 (22)*	5	12	80	24,000
	1748609	32 (22)*	9	12	80	24,000

⚠ Also available in inch sizes.  
\* Max recommended working height/

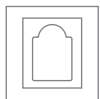
CNC



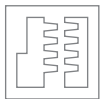
Grooving & Sizing



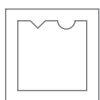
Profiling & Chamfering



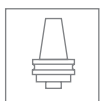
Door Frame & Panel



Jointing & Rebating



Carving



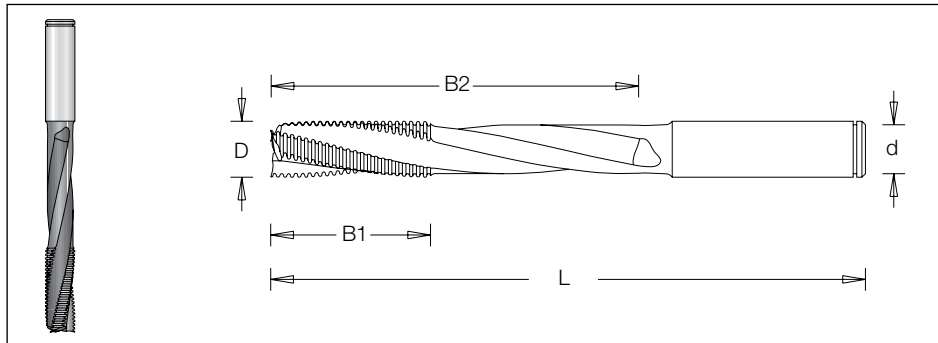
Clamping Systems & Adapters





### Spiral Cutter for Lock Case

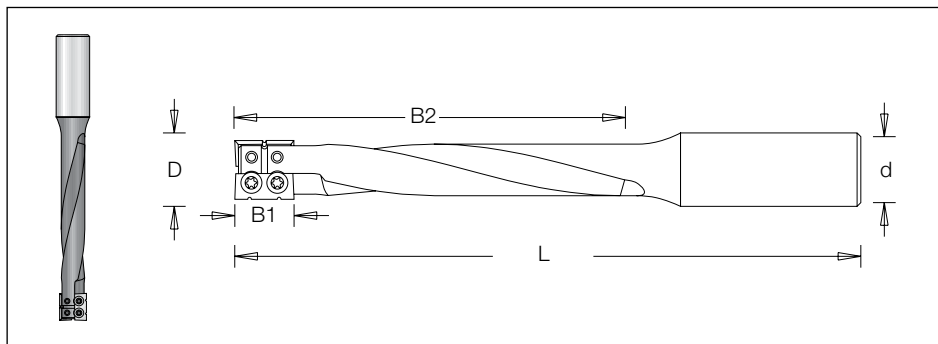
Solid tungsten carbide router cutter complete with three spiral chip breaker flutes. Suitable for producing deep grooves, slots and holes for door furniture in softwood, hardwood, solid and hollow board doors. Solid carbide for maximum durability in abrasive materials. For use on routers and machining centers with CNC control.



øD	Code No.	B1	B2	L	ød	n
14	1786400	45	95	150	14	18,000
16	1786460	45	115	170	16	18,000
18	1786520	45	115	170	18	18,000

### Router Cutter for Lock Case

Disposable insert router cutter complete with two chip breaker flutes. Suitable for producing deep grooves, slots and holes for door furniture in softwood, hardwood, solid and hollow board doors. Replaceable inserts ensure a consistent cutting diameter and finish quality. For use on routers and machining centers with CNC control.



øD	Code No.	B1	B2	Z	L	ød	n
16	807366E	16	95	2	150	16	12,000
16	8073650*	16	115	2	170	20	12,000
18	8073700	16	115	2	170	20	12,000

⚠ \*Also available with 16 mm diameter shank.

#### Spare Parts:



T.C. Blade  
310 771 6  
16x7x1.5



T.C. Blade  
310 772 6  
16x7x1.5



\*Torx screw  
193 400 1  
M3x4



Torx screw  
193 400 0  
M3x4



Torx key  
194 110 0  
T - 9



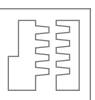
Grooving & Sizing



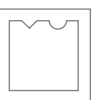
Profiling & Chamfering



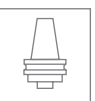
Door Frame & Panel



Jointing & Rebating



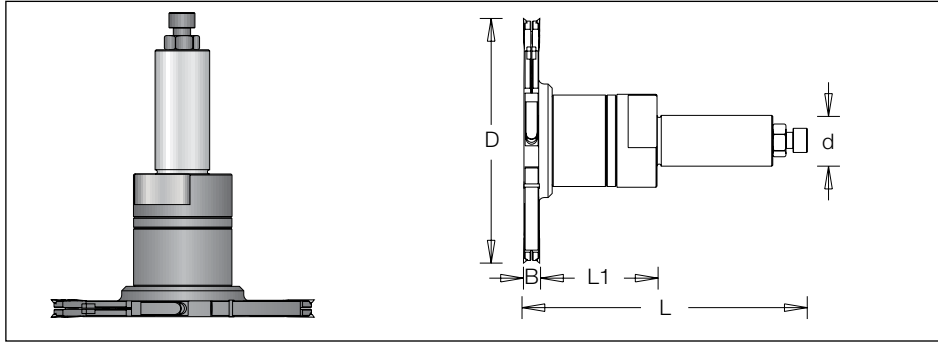
Carving



Clamping Systems & Adapters

### Adjustable Grooving 4-15.5 mm Cutter

Hard wearing steel body complete with disposable tungsten carbide knives and scorers for improved finish. Suitable for producing various thickness grooves and slots in softwood, hardwood and man-made boards (with or without coating). Cutting width can be adjusted in 0.1 mm steps by using supplied spacer rings. Replaceable inserts ensure a consistent cutting diameter and finish quality. For use on routers and machining centers with CNC control.

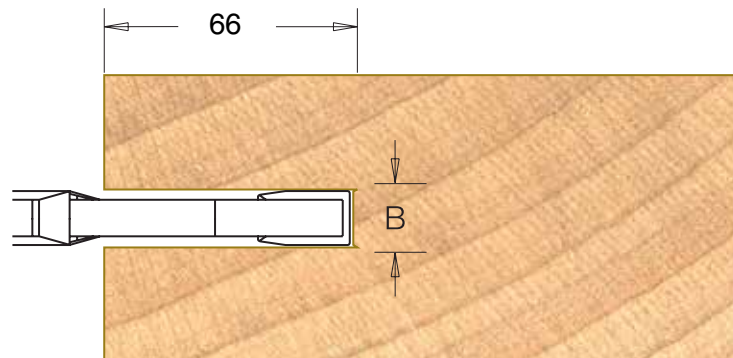


øD	Code No.	B	L1	L	ød	n
120	822055H	4-15.5	82.25	139	25	12,000

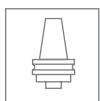
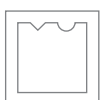
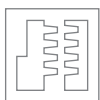
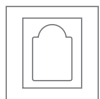
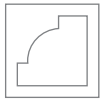
⚠ Also available with HSK or ISO adapters.  
Also available with 20 mm diameter shank.

#### Spare Parts:

T.C. Blade 310 751 2 7.5x12x1.5	Wedge 199 031 0 L=6.5	Allen screw 193 060 0 M5x16	T.C. Blade 300 850 1 18x18x2	T.C. Blade 300 850 2 14x14x1.2	T.C. Blade Nut #192 350 0 M4x0.5x11.1	T.C. Blade Nut #192 360 0 M4x0.5x9.9	Torx screw 193 028 0 M4x3.2	Washer set 192 619 0 B=8.1
Arbor 190 820 H L=127	Arbor screw 193 608 5 M5x25	Allen key 194 008 0 S2.5	Torx key 194 110 0 T9	Allen key 194 015 0 S4				

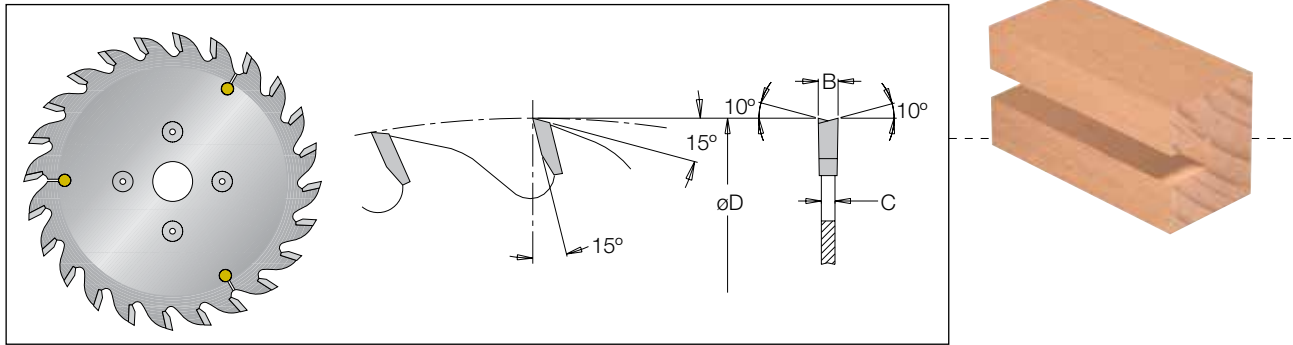


Scale -1:1



### Saw Blades for Cutting & Grooving

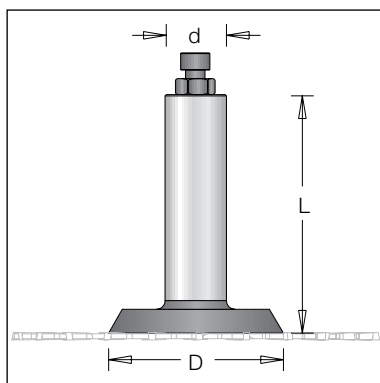
Tungsten carbide tipped alternate bevel saw blades for cutting and grooving along and across the grain on softwoods, hardwoods and man-made boards (with or without coating).  
For use on machining centers with CNC Control.



øD	B	Code No.	Teeth	c	Max. t	ød	n
125	3	90112106	24	2.0	25	30	19,000
	4	90102156	24	2.8	25	30	19,000
	5	90102166	24	3.5	25	30	19,000
150	3	90112206	24	2.0	38	30	9,000
	4	90102236	24	2.8	38	30	9,000
	5	90102246	24	3.5	38	30	9,000
180	3	90112306	30	2.0	54	30	7,000
	4	90102316	30	2.8	54	30	7,000
	5	90102336	30	3.5	54	30	7,000

⚠ All the blades are available with a variety of bores and Pin holes as per individual order.  
Also available with 20 mm diameter shank.

### CNC Arbor



øD	Code No.	L	⌀	ød
71	190025H	90.0	4xM5xø52	25

⚠ Also available with 20 mm diameter shank.

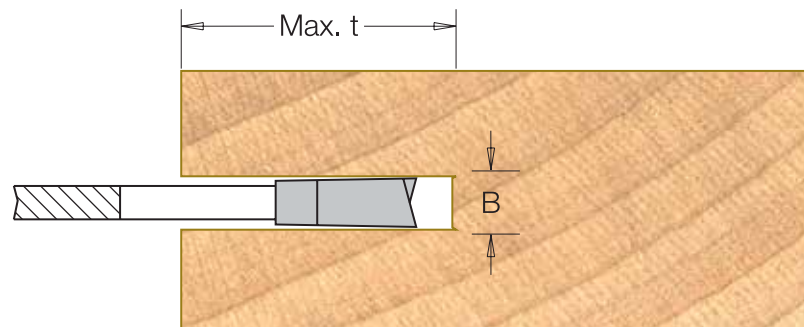
Spare Parts:



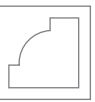
Allen screw  
193 042 6  
M5x12



Allen key  
194 003 5  
S3



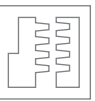
Grooving & Sizing



Profiling & Chamfering



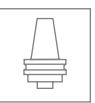
Door Frame & Panel



Jointing & Rebating



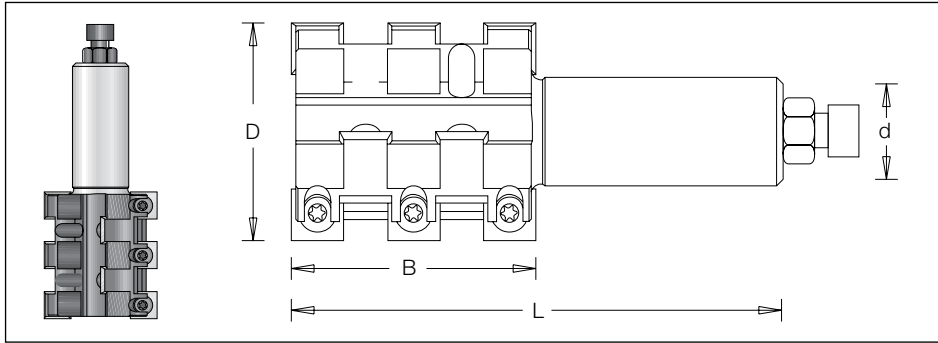
Carving



Clamping Systems & Adapters

### Rough Rebating Router Cutter

Disposable insert straight router cutter with multiple cutting flutes. Suitable for rough rebating and sizing in softwoods, hardwoods and man-made boards (with or without coating). Multiple cutting flutes ensure fine chips are produced for improved waste extraction. Replaceable inserts ensure a consistent cutting diameter. For use on machining centers with CNC control.



$\varnothing D$	Code No.	B	Z	L	$\varnothing d$	n
50	807350H	56	10	113	25x55	18,000
	807355H	78	14	135	25x55	18,000

⚠ Also available with 20 mm diameter shank.

#### Spare Parts:



T.C. Blade  
310 121 2  
12x12x1.5

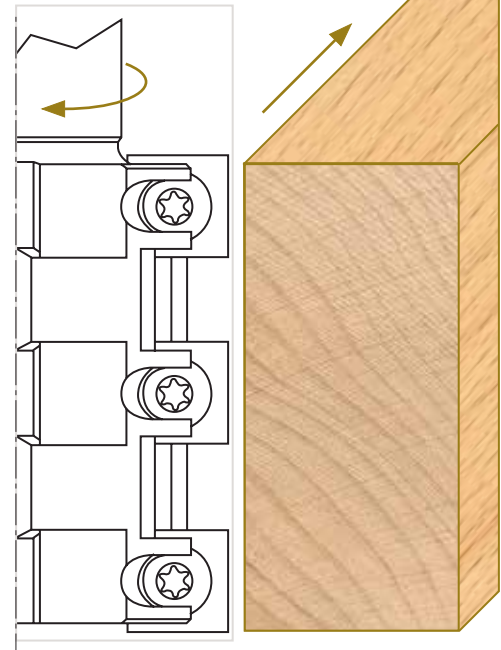


Torx screw  
193 148 2  
M4x5.6



Torx key  
194 101 5  
T - 15

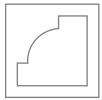
Feed Direction Clockwise



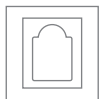
Scale -1:1



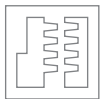
Grooving  
& Sizing




Profiling &  
Chamfering



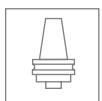
Door Frame  
& Panel



Joining &  
Rebating




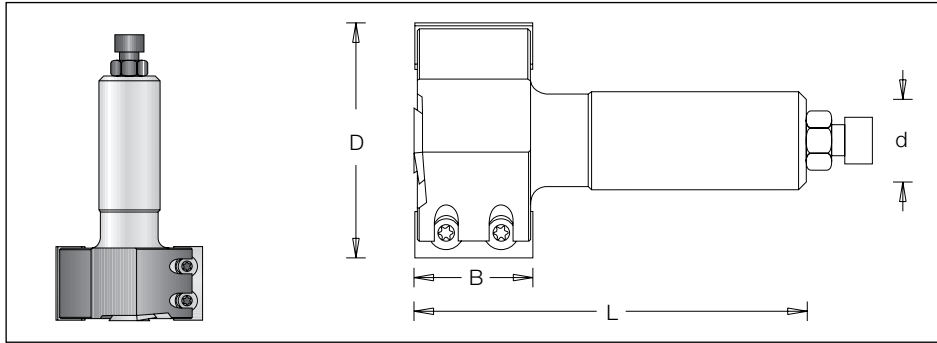
Carving



Clamping  
Systems &  
Adapters

### Straight Rebater Router Cutter with Scorers

Disposable insert rebating outer cutter complete with two cutting flutes and two center tips. Suitable for soft wood, hard wood and man-made board. For use on machining centers with CNC control.



øD	Code No.	B	Z	L	ød	n
40	807330H	30	2+2	100	25x55	18,000
60	807335H	30	2+2	100	25x55	18,000
	807337H	50	2+2	120	25x55	18,000

Also available with 20 mm diameter shank.

#### Spare Parts:



T.C. Blade  
310 123 0  
30x12x1.5



T.C. Blade  
310 125 0  
50x12x1.5



T.C. Blade  
300 850 3  
14x14x2



Torx screw  
193 148 2  
M4x5.6



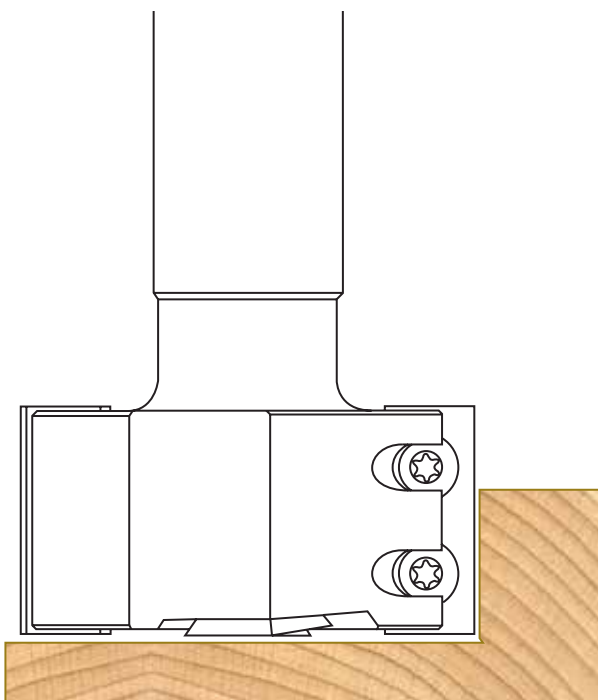
Torx key  
194 101 5  
T - 15



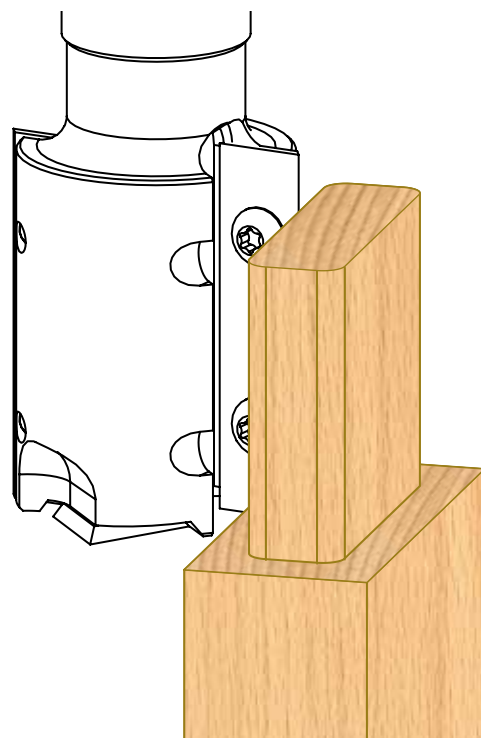
Torx key  
194 106 0  
T - 20



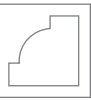
Torx screw  
193 370 0  
M5x6.3



Scale -1:1



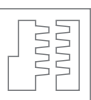
Grooving & Sizing



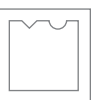
Profiling & Chamfering



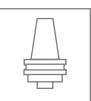
Door Frame & Panel



Jointing & Rebating



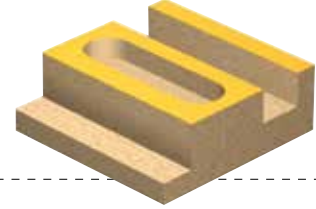
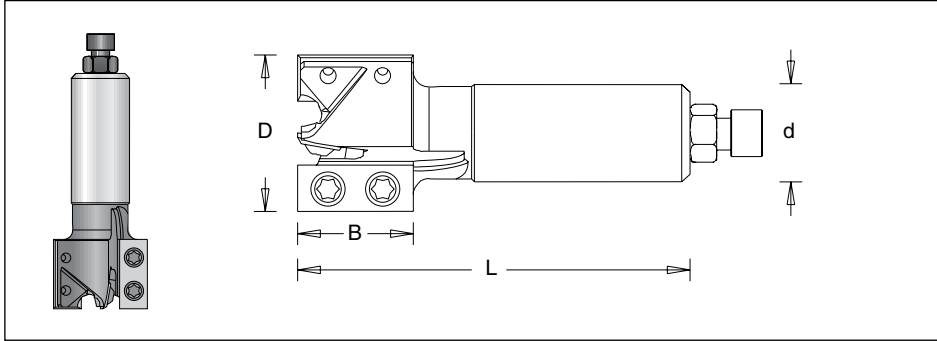
Carving



Clamping Systems & Adapters

### Straight Router Cutter with Scorers

Disposable insert rebating router cutter complete with two flutes and two center tips. Suitable for fast straight penetration into the wood top and the fast removal of the material in either an open or closed pocket in soft wood, hard wood and man-made board. For use on machining centers with CNC control.



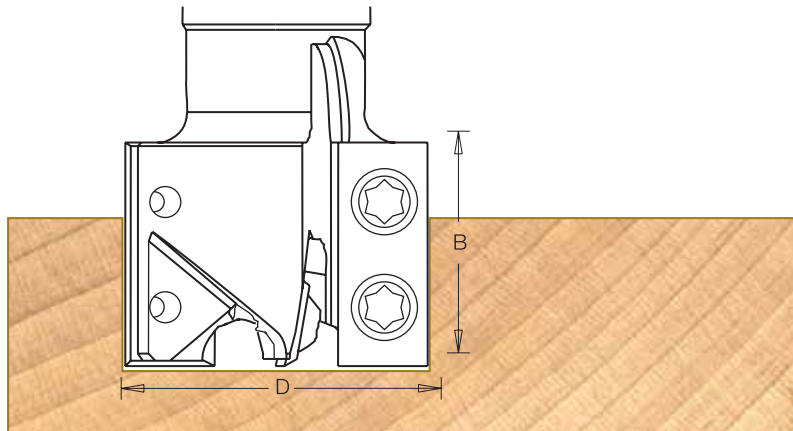
øD	Code No.	B	Z	L	ød	n
40	807331H*	29.5	2+2	100	25x55	18,000
60	807336H**	29.5	2+3	110	25x55	18,000

⚠ Also available with 20 mm diameter shank.

#### Spare Parts:

I.C. Blade	I.C. Blade 2*	I.C. Blade 3**	Torx screw	Torx key
310 723 0	310 121 2	310 122 0	193 148 2	194 101 5
29.5x12x1.5	12x12x1.5	20x12x1.5	M4x5.6	T - 15

Scale -1:1

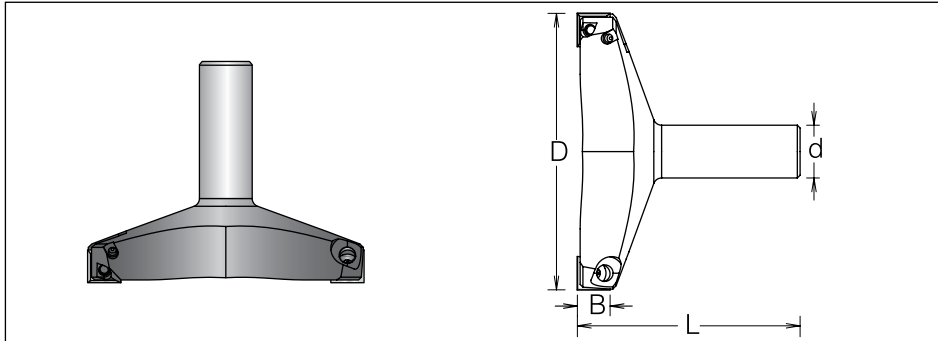


### Planing & Rebating Router Cutter Z2

Man-made board, non-penetrating

**NEW**

Disposable insert planing and rebating router cutter complete with 2-5 cutting flutes and scorers. Suitable for planing and rebating in soft wood, hard woods and man-made boards. Ideal tool for fast removal of material over a large surface area such as spoil boards on CNC machines. For use on routers and machining centers with CNC control.



øD	Code No.	B	Z	L	ød
38.1	8073713	12.0	2	42.8	6
38.1	8073715	12.0	2	46.2	8
38.1	8073719	12.0	2	55.8	12
63.5	8073419	12.0	2	62.7	12
101.6	8073420	12.0	2	80.0	20

**Spare Parts:**



**T.C. Blade**  
360 121 2  
12x12x1.5



**T.C. Blade**  
310 121 2  
12x12x1.5



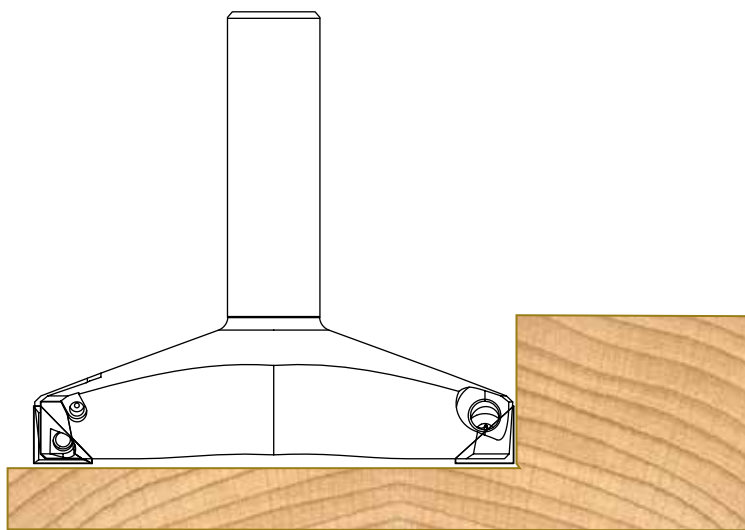
**Torx screw**  
193 395 0  
M4x6



**Torx screw**  
193 354 8  
M3.5x4.8



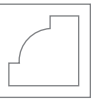
**Torx Key**  
194 101 5  
T - 15



Scale -1:1



Grooving & Sizing



Profiling & Chamfering



Door Frame & Panel



Joining & Rebating



Carving


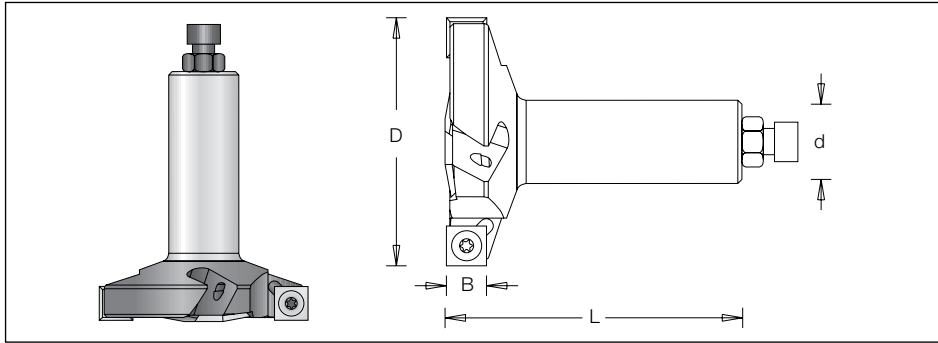


Clamping Systems & Adapters

### Planing & Rebating Router Cutter Z2+2

Solid wood, non-penetrating

Disposable insert planing and rebating router cutter complete with 2-5 cutting flutes and scorers. Suitable for planing and rebating in soft wood, hard woods and man-made boards. Ideal tool for fast removal of material over a large surface area such as spoil boards on CNC machines. For use on routers and machining centers with CNC control.



øD	Code No.		B	Z	L	ød	n
31.8	8073739	NEW	12.0	2+2	57.5	12	28,000
38.1	8073729	NEW	12.0	2+2	57.5	12	28,000
80.0	8073390	NEW	12.0	2	89.0	20	14,000
80.0	807340H		12.0	2+2	90.0	25	14,000

Spare Parts:



T.C. Blade  
310 121 2  
12x12x1.5



T.C. Blade  
300 850 3  
14x14x2



Torx screw  
193 395 0  
M4x6



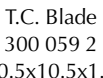
Torx screw  
193 370 0  
M5x6.1



Torx Key  
194 101 5  
T - 15



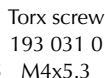
Torx Key  
194 106 0  
T - 20



T.C. Blade  
300 059 2  
10.5x10.5x1.5



T.C. Blade  
300 851 9  
10.5x10.5x1.5



Torx screw  
193 031 0  
M4x5.3



Torx screw  
193 148 2  
M45x5.6

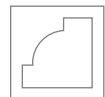


Torx Key  
194 110 0  
T - 9

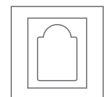
CNC



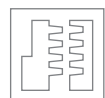
Grooving & Sizing



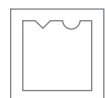
Profiling & Chamfering



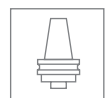
Door Frame & Panel



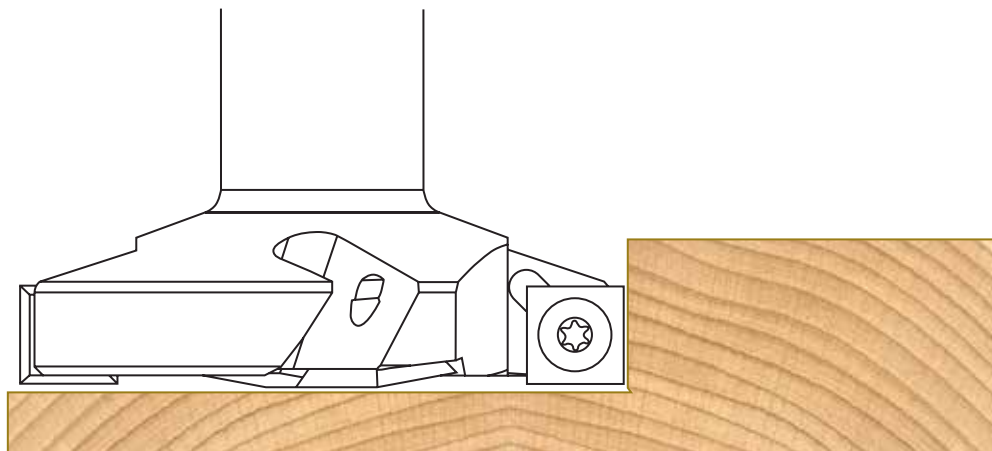
Jointing & Rebating



Carving



Clamping Systems & Adapters



Scale -1:1

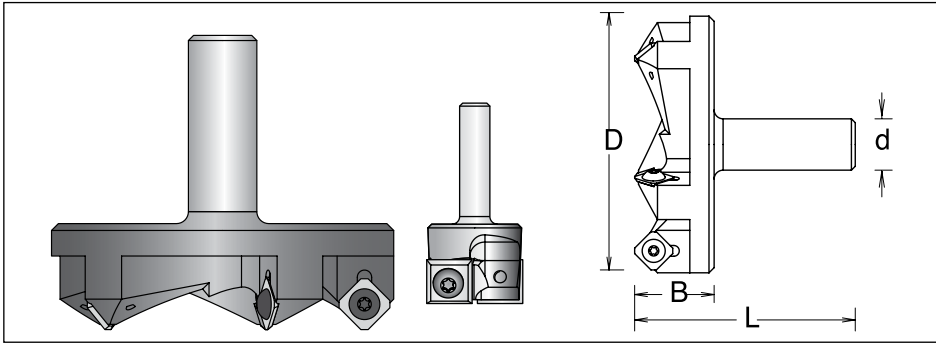


### Planing & Rebating Router Cutter

All types of wood, penetrating (6mm)

**NEW**

Disposable insert planing and rebating router cutter complete with 2-5 cutting flutes and scorers. Suitable for planing and rebating in soft wood, hard woods and man-made boards. Ideal tool for fast removal of material over a large surface area such as spoil boards on CNC machines. For use on routers and machining centers with CNC control.



øD	Code No.	B	Z	L	ød	n
25.4	8073745	12.0	2	53.0	8.0	28,000
63.0	8073219	21.0	3	66.0	12.0	14,000
97.0	8073800	31.0	5	86.0	20.0	12,000

**Spare Parts:**



**T.C. Blade**  
310 121 2  
12x12x1.5



**T.C. Blade**  
360 854 4  
12x12x1.5



**Torx screw**  
193 395 0  
M4x6



**Torx screw**  
193 148 2  
M5x6.3



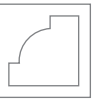
**Torx Key**  
194 101 5  
T - 15

**Three family groups available:**

- Man-made board, non-penetrating
- Solid wood, non-penetrating
- All types of wood, penetrating (6mm)



Grooving & Sizing



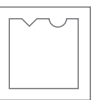
Profiling & Chamfering



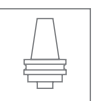
Door Frame & Panel



Jointing & Rebating



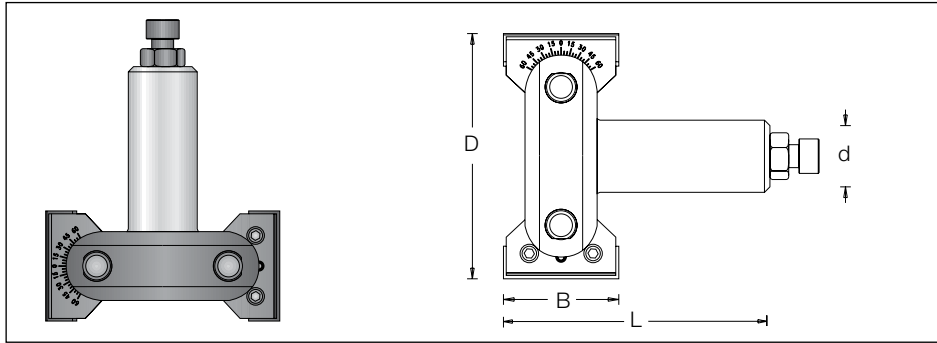
Carving



Clamping Systems & Adapters

### Adjustable Bevel Router Cutter

Disposable insert router cutter complete with two cutting flutes. Suitable for producing chamfer cuts at various angles in softwood, hardwood and man-made board. Cutting angle can be adjusted in 7.5° steps by using a notched scale. Fine adjustment of 1° is also possible. For use on machining centers with CNC control.



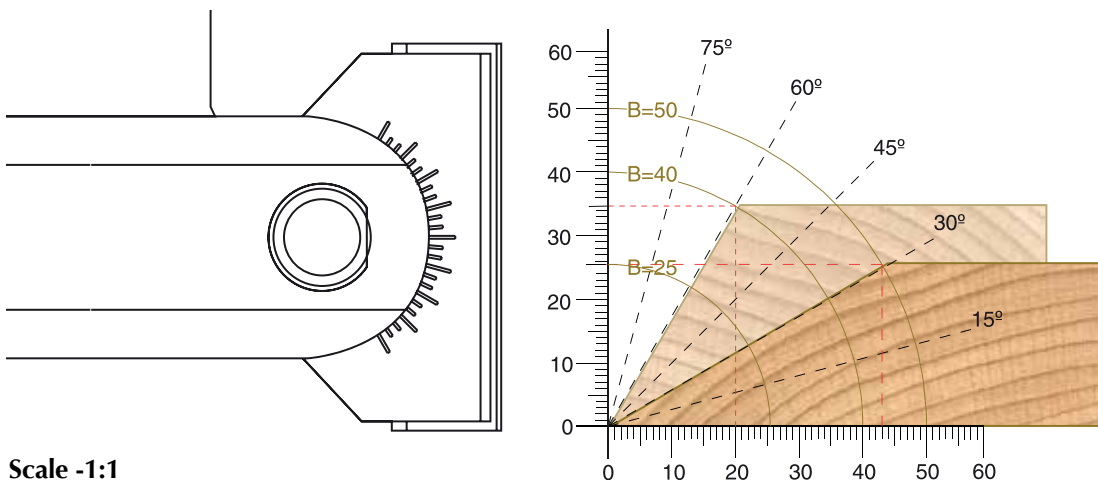
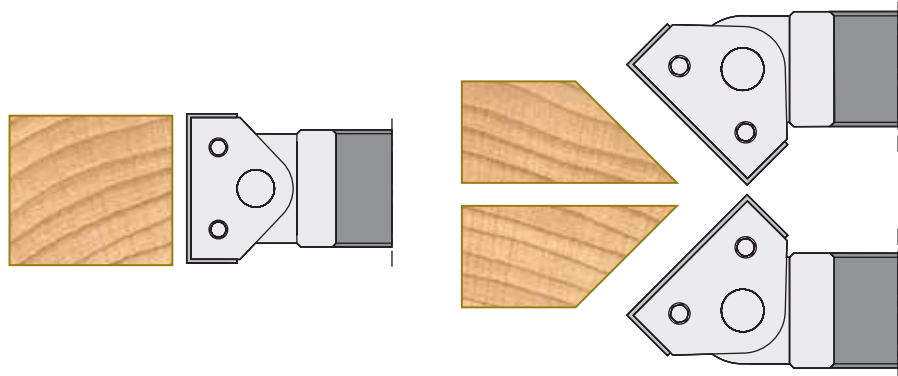
øD	a	Code No.	B	Z	L	ød	n
85	-45° → +90°	8540010	40	2	100	25*	12,000
110	-45° → +90°	854004H	50	2	130	25	10,000

**!** Fast tuning angle of 7.5° step.  
 Fine tuning angle of 1°.  
 \*Also available with 20 mm diameter shank.


Spare Parts:

<b>B=40</b> T.C. Blade	Wedge	Locking wedge	Allen screw	Allen screw	Allen key	Allen key
300 052 8	199 082 0	199 403 1	193 049 4	193 075 2	194 003 5	194 003 6
40x12x1.5	L=38	25x12	M6x8	M5x16	S-3	S-4

<b>B=50</b> 310 125 0	199 925 1
50x12x1.5	L=48



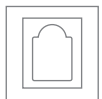
Scale -1:1



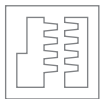
Grooving & Sizing



Profiling & Chamfering



Door Frame & Panel



Jointing & Rebating



Carving

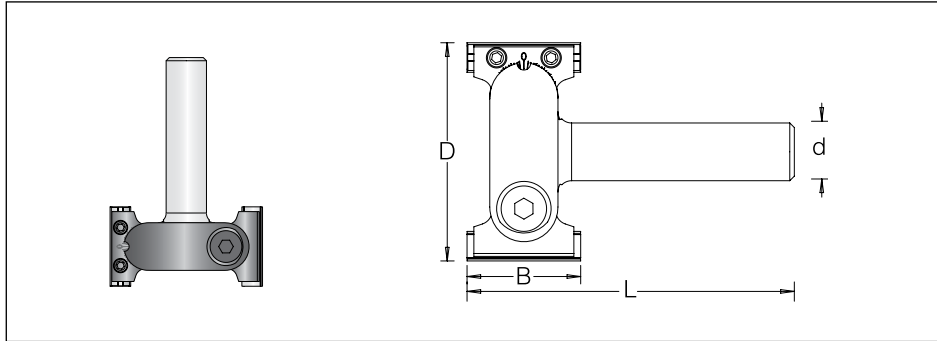


Clamping Systems & Adapters

### Adjustable Bevel Router Cutter

**NEW**

Disposable insert router cutter complete with two cutting flutes. Suitable for producing chamfer cuts at various angles in soft wood, hard wood and man-made boards. Cutting angle can be adjusted in 15° steps by using a notched scale. For use on routers and machining centers with CNC control.



øD	Code No.	B	Z	L	ød	n
46.0	8540028	25.0	2	72	12.7	12,000

**Spare Parts:**



**T.C. Blade**  
3107525  
25X6.5X1.1



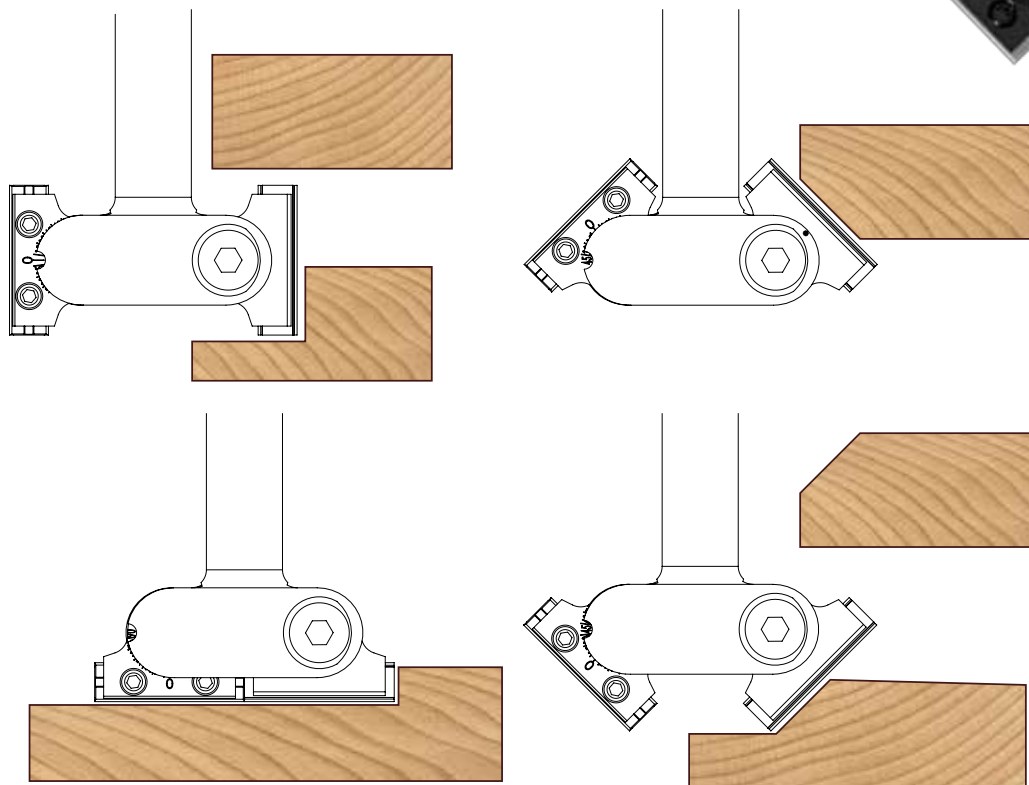
**Allen screw**  
1930391  
M4x3



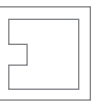
**Allen Key**  
1940150  
S3



**Allen Key**  
1940200  
S4



CNC



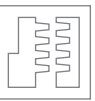
Grooving & Sizing



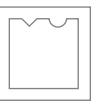
Profiling & Chamfering



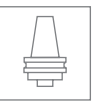
Door Frame & Panel



Jointing & Rebating



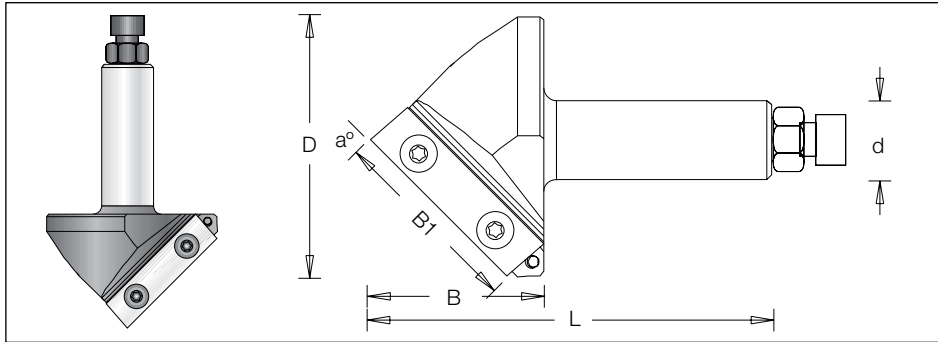
Carving



Clamping Systems & Adapters

### V - Groove Router Cutter

Disposable insert router complete with one or two cutting flutes designed to miter fold and V groove on solid wood, hard wood and man-made board, to perfect the joint.



øD	Code No.	a	B	B1	Z	L	ød	n
50.0	8053600	60°	44.6	51.5	1	111	20	18,000
66.0	8053750	90°	33.0	47.0	1	97	20	18,000
67.0	8053650	91°	33.0	47.0	1	97	20	18,000
86.6	1053700	120°	25.0	50.0	2	97.5	20	15,000
90.6	8053850	130°	20.8	50.0	2	98.0	20	12,000
96.6	1053800	150°	13.0	50.0	2	90.3	20	12,000

#### Spare Parts:



T.C. Blade  
310 500 2  
59.7X12x1.5

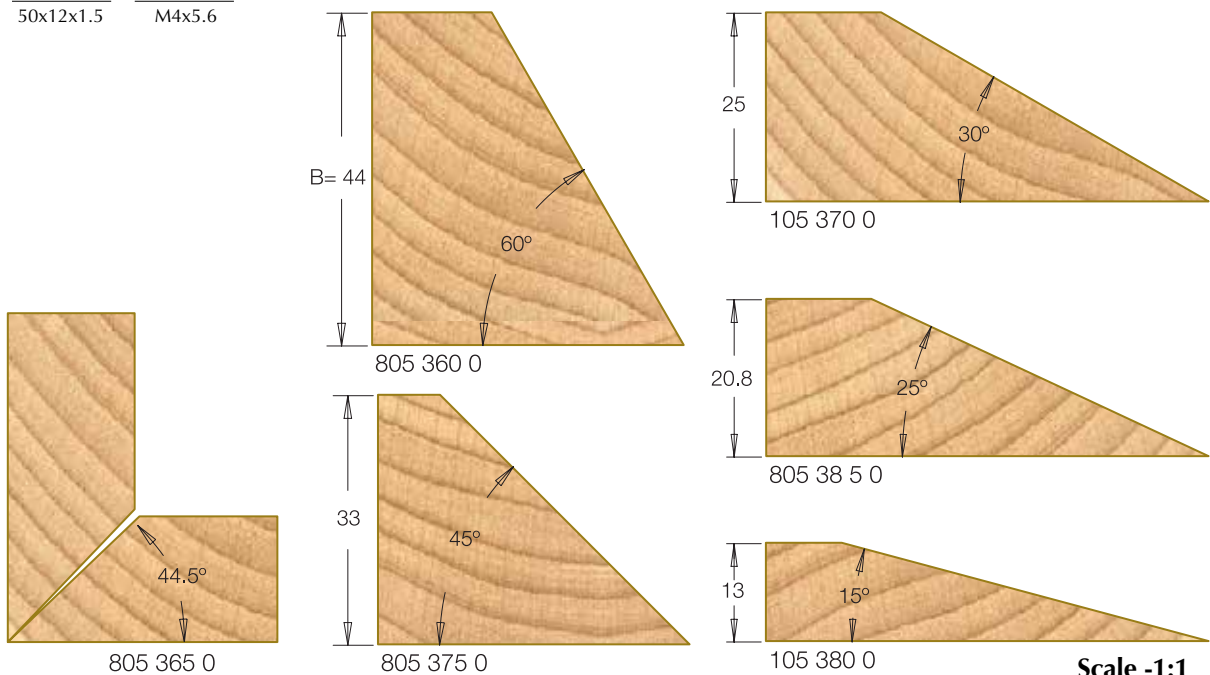
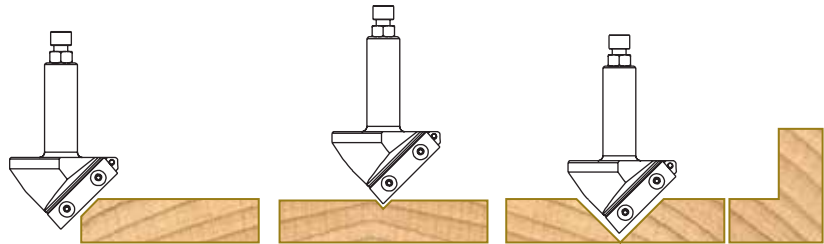


Torx screw  
193 395 0  
M4x6




Torx key  
194 101 5  
T-15

a = 60°	310 500 2	193 395 0
a = 90°	310 500 1	193 395 0
a = 91°	48X12x1.5	M4x6
a = 120°	310 500 4	193 148 2
	50x12x1.5	M4x5.6
a = 130°	310 500 4	193 148 2
	50x12x1.5	M4x5.6
a = 150	310 500 4	193 148 2
	50x12x1.5	M4x5.6



Scale -1:1



Grooving & Sizing




Profiling & Chamfering



Door Frame & Panel



Jointing & Rebating



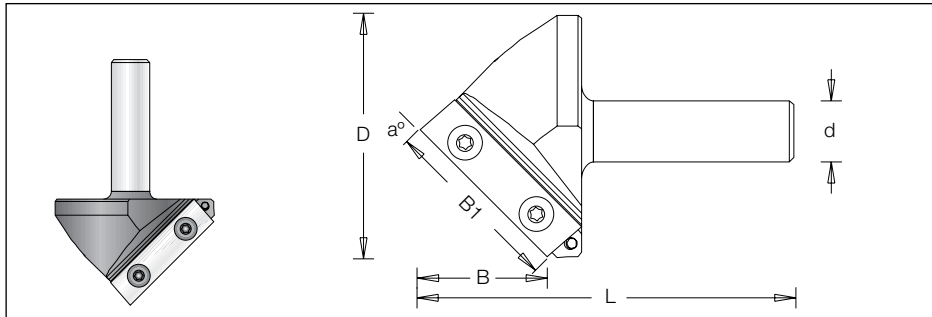
Carving



Clamping Systems & Adapters

## V - Groove Router Cutter

Disposable insert router complete with one or two cutting flutes designed to engrave on solid wood, hard wood and man-made board.



øD	Code No.	a	B	B1	L	Z	ød	n
20.8	1054059	45°	25.0	27.0	60.3	1	12	18,000
22.8	1053529	50°	24.5	27.0	65.0	1	12	18,000
26.0	1054069	60°	23.4	27.0	60.4	1	12	18,000
31.0	1053569	70°	22.1	27.0	66.0	1	12	18,000
38.4	1053619	90°	19.0	27.0	76.5	1	12	18,000
38.4	1053609	91°	19.0	27.0	76.5	1	12	18,000
41.2	1053629	100°	17.3	27.0	81.0	1	12	18,000
44.2	1053649	110°	15.5	27.0	81.0	1	12	18,000
51.6	1054009	120°	14.7	29.8	77.7	2	12	18,000
54.0	1053669	130°	12.7	29.8	77.0	2	12	18,000
57.6	1053909	150°	7.6	29.5	75.0	2	12	18,000
58.7	1053689	160°	5.0	29.8	70.7	2	12	18,000

### Spare Parts:



T.C. Blade  
310 523 0  
27x9x1.5



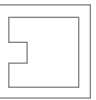
Torx screw  
193 354 8  
M3.5x4.8



Torx key  
194 101 5  
T-15

a= 45°	310 523 0 27x9x1.5	193 354 8 M3.5x4.8	25	67.5°	105 405 9	24.5	65°	105 352 9
a= 50°	310 523 0 27x9x1.5	193 354 8 M3.5x4.8						
a= 60°	310 523 0 27x9x1.5	193 354 8 M3.5x4.8						
a= 70°	310 523 0 27x9x1.5	193 354 8 M3.5x4.8	23.4	60°	105 406 9	22.1	55°	105 356 9
a= 90°	310 500 3 28x12x1.5	193 354 8 M3.5x4.8						
a= 91°	28x12x1.5	M3.5x4.8						
a= 100°	310 500 3 28x12x1.5	193 354 8 M3.5x4.8						
a= 110°	310 500 3 28x12x1.5	193 354 8 M3.5x4.8						
a= 120	310 500 6 29.8x12x1.5	193 148 1 M4x5.6	19	45°/45.5°	105 361 9 & 105 360 9	17.3	40°	105 362 9
a= 130	310 500 6 29.8x12x1.5	193 148 1 M4x5.6						
a= 150	310 500 5 29.8x12x1.5	193 148 2 M4x5.6						
a= 160	310 500 6 29.8x12x1.5	193 148 2 M4x5.6						
			12.4	25°	105 366 9			
			15.5	35°	105 364 9	14.7	30°	105 400 9
			7.6	15°	105 390 9	5	10°	105 368 9

**Scale -1:1**



Grooving & Sizing



Profiling & Chamfering



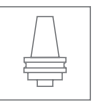
Door Frame & Panel



Jointing & Rebating




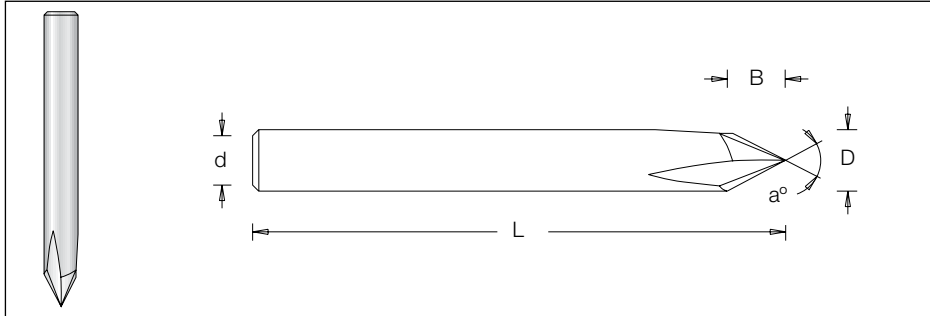
Carving



Clamping Systems & Adapters

## Solid Carbide Grooving & Engraving

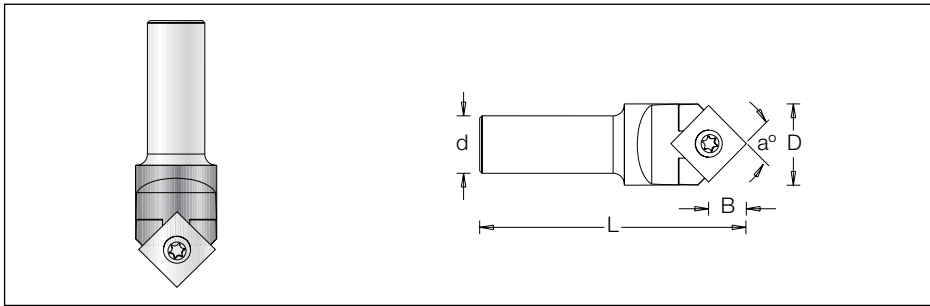
Solid tungsten carbide router cutter complete with three flutes. Suitable for producing v-grooves in soft wood, hard wood or man-made board. Specially designed for engraving and sign writing. For use on routers and machining centers with or without CNC control.



øD	a	Code No.	B	L	ød	n
8	60°	so1053155	7	70	8	35,000

## Grooving & Engraving Router Cutter

Disposable insert router with one cutting flute designed for engraving on solid wood, Hard wood and man-made board.



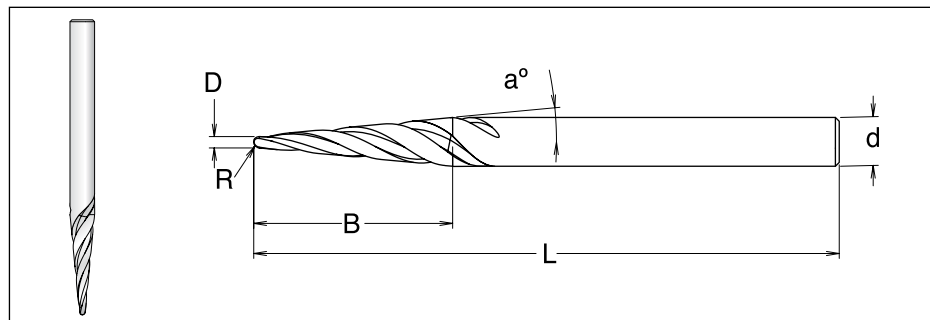
øD	a	Code No.	B	L	ød	n
17	90°	1053509	8.4	59	12	35,000

### Spare Parts:


T.C. Blade	Torx screw	Torx key
#310 121 2	#193 364 8	#194 101 5
12X12X1.5	M3.5x4.8	T15

## Spiral Taper Ball nose For Plastic , MDF & Non Ferrous Metals.

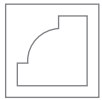
**NEW**



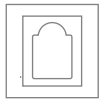
øD	Code No.	B	a°	R	Z	L	ød	n
1.6	SOT1060204	25.4	5.4°	0.8	3	76.2	6.35	35,000
3.2	SOT1060214	12.7	7°	1.6	3	76.2	6.35	35,000
3.2	SOT1060224	25.4	3.6°	1.6	3	76.2	6.35	35,000
3.2	SOT1060234	38.1	1°	1.6	3	76.2	6.35	35,000
6.35	SOT1060248	25.4	7°	3.2	4	101.6	12.7	35,000
6.35	SOT1060258	50.8	3°	3.2	4	101.6	12.7	35,000



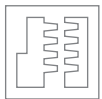
Grooving & Sizing



Profiling & Chamfering



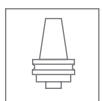
Door Frame & Panel



Jointing & Rebating



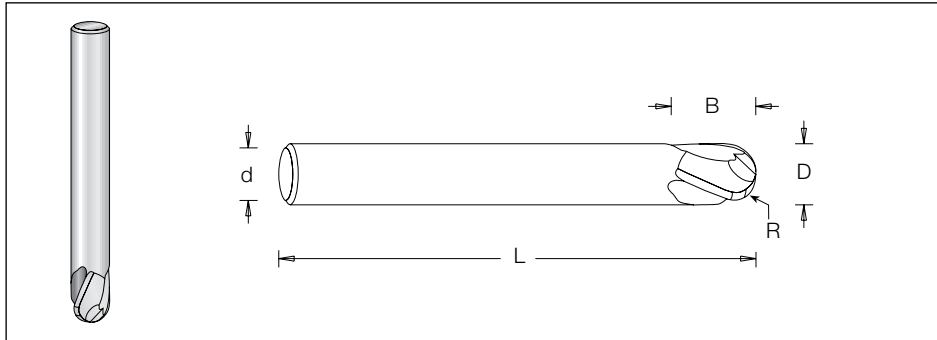
Carving



Clamping Systems & Adapters

## Solid Carbide Radius Grooving

Solid tungsten carbide router cutter complete with three flutes. Suitable for producing radial grooves in soft wood, hard wood or man-made board. Specially designed for engraving and sign writing. For use on routers and machining centers with or without CNC control.

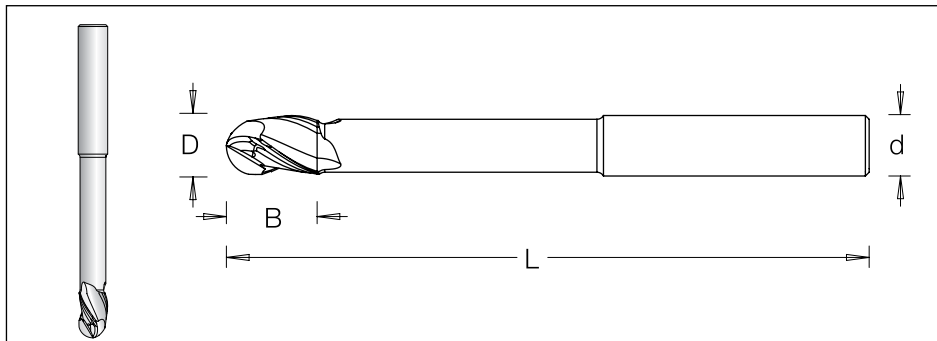


øD	R	Code No.	B	Flute	L	ød	n
3	1.5	so106303z*	3	2	60	3	35,000
6	3	so1063043	9	3	60	6	35,000
8	4	so1063085	11	3	70	8	35,000
10	5	so1063097	13	3	80	10	35,000

## Ball Nose End Mill


Solid tungsten carbide router suitable for round corners, edges, pockets and 3D curving. For use in all types of materials such as MDF, plastics and aluminum. All tools made with neck clearance for deep cuts.

**NEW**

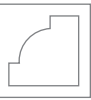


øD	Code No.	B	Z	L	ød
6.0	SO1063763	9.0	3	80.0	6
8.0	SO1063775	12.0	3	85.0	8
10.0	SO1063787	15.0	3	100.0	10
12.0	SO1063799	16.0	3	100.0	12

øD	Uncoated	B	Z	L	ød
6.35	73034064	9.52	3	76.0	6.35
7.95	7303407Z	12.7	3	88.9	7.94
9.52	73034086	15.87	3	101.6	9.52
12.7	73034098	19.05	3	127	12.7



Grooving & Sizing



Profiling & Chamfering



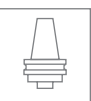
Door Frame & Panel



Jointing & Rebating



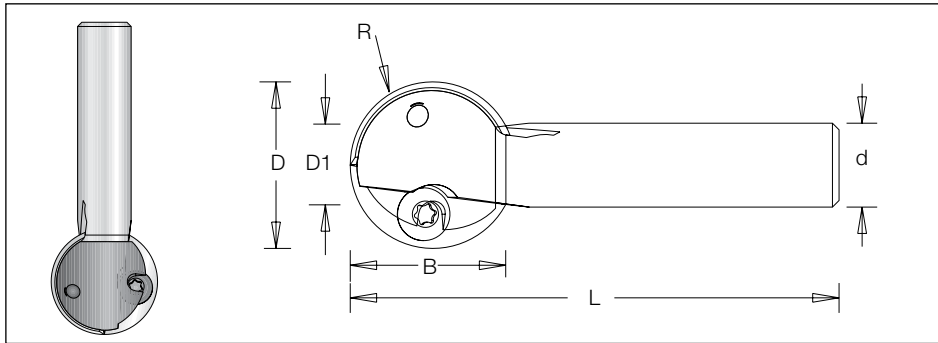
Carving



Clamping Systems & Adapters

## Ball Groovers Router Cutter

Disposable insert router with one or two cutting flutes, suitable for light CNC and manual routing applications. Designed for 3D carving, milling and routing of electrical wire installation slots.



øD	D1	R	Code No.	B	Z	L	ød	n
12.7	10.3	6.35	1063629	10.3	1	66.7	12	18,000
16.0	13.3	8.0	1063649	14.0	2	70.0	12	18,000
19.0	15.0	9.5	1063669	17.0	2	66.7	12	18,000
25.4	17.0	12.7	1063689	23.8	2	74.0	12	18,000

### Spare Parts:



T.C. Blade  
310 650 1



Torx screw  
193 400 0



Torx key  
194 111 0

R= 6.35

310 650 2

193 354 8

M3x4

193 111 5

T-15

R= 8.0

310 650 3

193 400 0

M3x4

193 110 0

T-9

R= 9.5

310 650 4


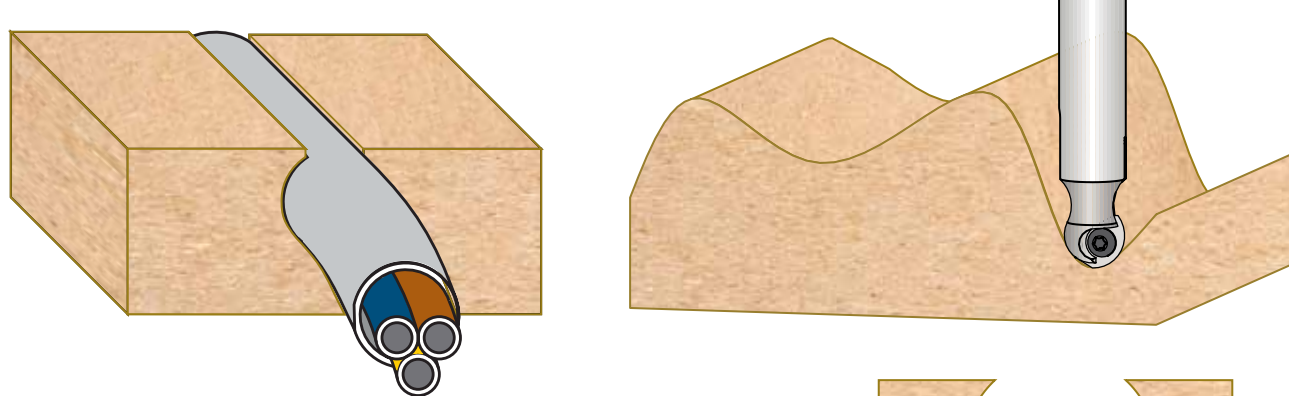
193 148 2

M4x5.6

194 101 5

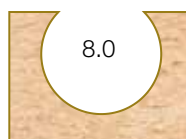
T-15

R= 12.7



6.35

1063629



8.0

1063649



9.5

1063669



12.7

1063689

Scale -1:1



Grooving & Sizing



Profiling & Chamfering



Door Frame & Panel



Joining & Rebating



Carving

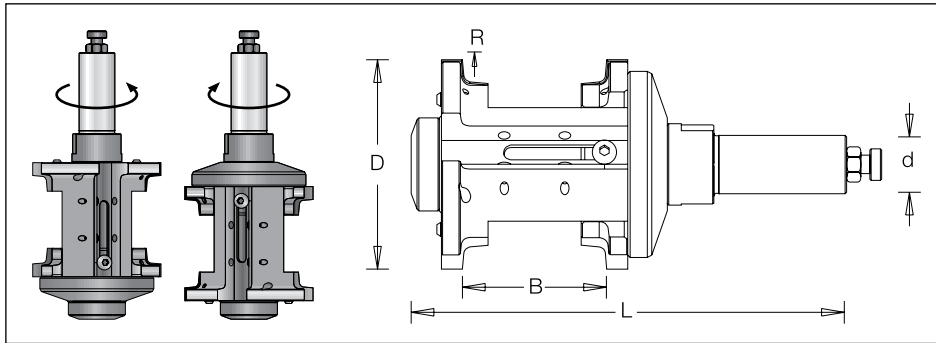


Clamping Systems & Adapters



## Rounding & Chamfering Router Cutter Set

Disposable insert router cutter suitable for rounding over and/or chamfering various thicknesses of soft wood, hard wood or man-made board. Allows continuous adjustment with a scale accuracy of 0.5mm. Can be adjusted for working in a left or right rotational direction. For use on routers and machining centers with CNC control.

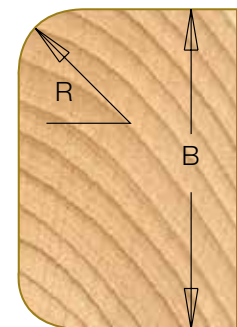
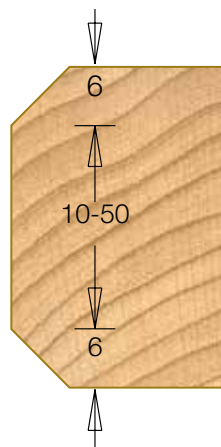


$\phi D$	R/a	Code No.	B	Z	L	$\phi d$	n
90	3	852413H	18-58	2+2+2	186	25x55	10,000
	4	852414H	18-58	2+2+2	186	25x55	10,000
	5	852415H	18-58	2+2+2	186	25x55	10,000
	6	852416H	18-58	2+2+2	186	25x55	10,000
	8	852418H	20-60	2+2+2	186	25x55	10,000
	10	852420H	22-62	2+2+2	186	25x55	10,000
	45°	852421H	12-62	2+2+2	186	25x55	10,000
Set No.	3-10 & 45°	852410H		2+2+2			

**⚠** No shims needed to adjust.  
Also available with 20mm diameter shank.

Spare parts:

	T.C. Blade Top	T.C. Blade Bottom	T.C. Blade #300 053 1	Torx screw #193 395 0 M4x6	Arbor 190 810 H L=186	Allen screw 193 608 0 M5x20	Allen screw 193 076 0 M6x12	Allen key 194 003 6 S4	Torx key 194 101 5 T15
R3	#310 896 3	#310 896 3L	60x12x1.5						
R4	#310 896 4	#310 896 4L							
R5	#310 896 5	#310 896 5L							
R6	#310 896 6	#310 896 6L							
R8	#310 896 8	#310 896 8L							
R10	#310 897 0	#310 897 0L							
45°	#310 300 1	#310 300 1L							



Scale -1:1



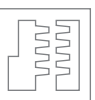
Grooving & Sizing



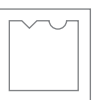
Profiling & Chamfering



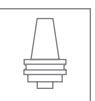
Door Frame & Panel



Jointing & Rebating



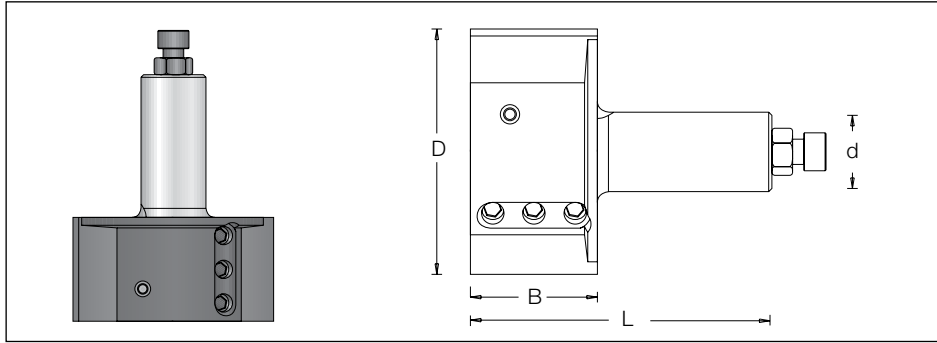
Carving



Clamping Systems & Adapters

## Multi Profile Router Cutter

Disposable insert profile router cutter with two cutting flutes. Suitable for profiling in softwoods, hardwoods and man-made boards (with or without coating). Tool will be supplied with special inserts and backing plates ground to the customer's own specification. For use on routers and machining centres with CNC control.



øD	Code No.	B	Z	L	ød	n
80	8560020	40	2	100	25	18,000

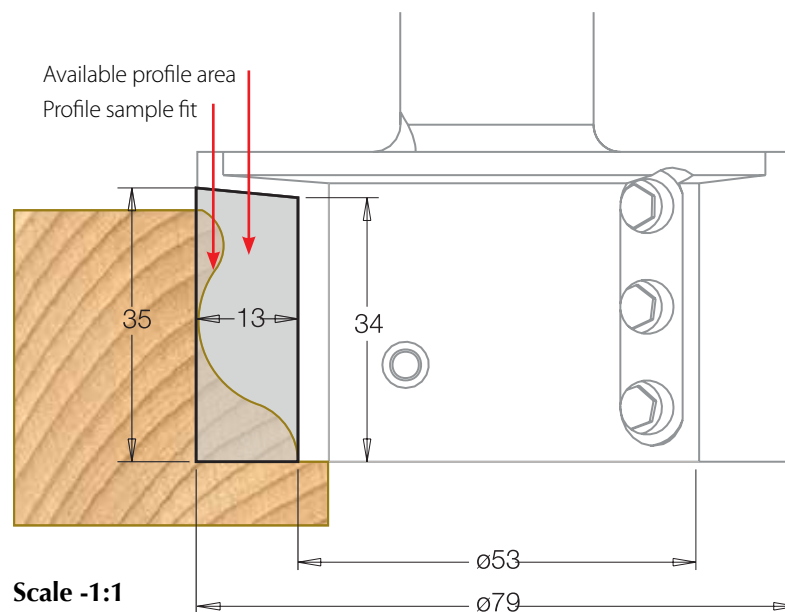
⚠ Also available with 20mm diameter shank.

### Spare Parts:

BLANK	Wedge	Supporting plate	Allen screw	Allen key
305 650 1	199 022 0	199 110 0	193 040 0	194 015 0
	40x13.5x8	40x26x4	M8x10	S-4

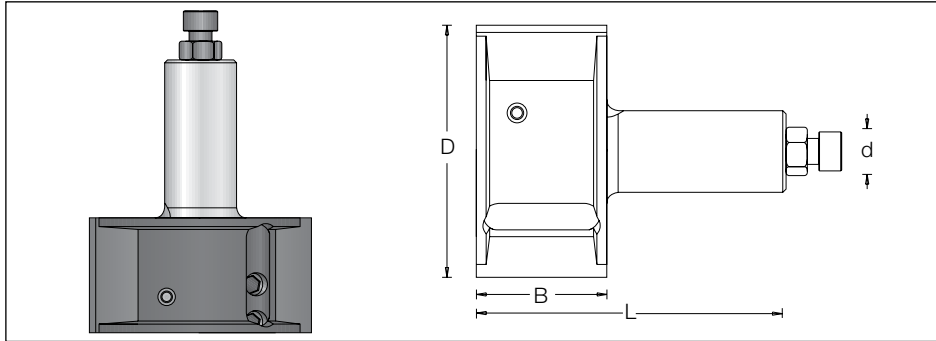
The router will be supplied with knives ground according to customer specifications that fit into the marked area below.

For each new profile, two supporting plates must be ordered.



### Multi Profile Router Cutter

Disposable insert profile router cutter with two cutting flutes. Suitable for profiling in softwoods, hardwoods and man-made boards (with or without coating). Tool will be supplied with special inserts and backing plates ground to the customer's own specification. For use on routers and machining centres with CNC control.



$\varnothing D$	Code No.	B	Z	L	$\varnothing d$	n
80	8560010	40	2	100	25	18,000

⚠ Also available with 20mm diameter shank.

#### Spare Parts:



Special profile



Wedge  
199 022 0  
40x15.5x8



Supporting plate  
199 110 0  
40x26x4



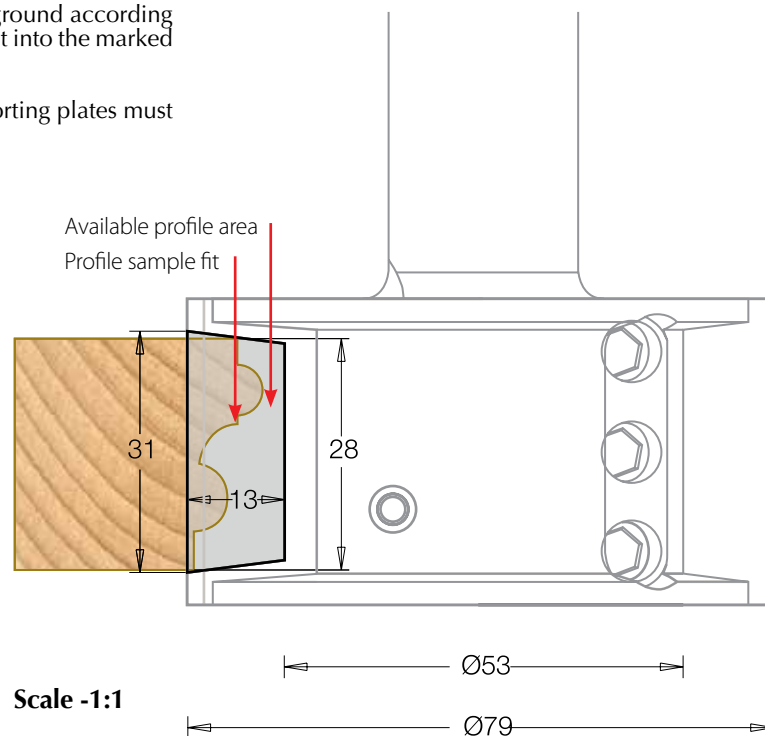
Allen screw  
193 026 6  
M8x10



Allen key  
194 015 0  
S4

Router is supplied with knives ground according to customer specifications that fit into the marked area shown below.

For each new profile, two supporting plates must be ordered.



Grooving & Sizing



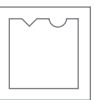
Profiling & Chamfering



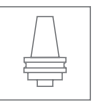
Door Frame & Panel



Jointing & Rebating



Carving



Clamping Systems & Adapters

## CNC Multi Profile Router Bits for Cabinet Doors



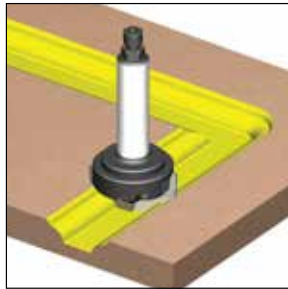
Three types of knife holders in numerous combinations allow you to achieve a wide variety of frame and door panel profiles using natural timber as well as MDF.

Custom-made profile cutters are also available.

Creating more complex profiles may require the use of additional tools or involve making several passes to complete the profile.

An efficient solution is to divide complex profiles into partial profiles, that can be assembled inline using replaceable knife holders, and ready to be coated, painted or veneered.

### 1. First Pass



Code No.	øD	B	L	ød
8080310	56	25	109	20



T.C. Blade  
3511700



### VIOLA Door

W = width of the frame.

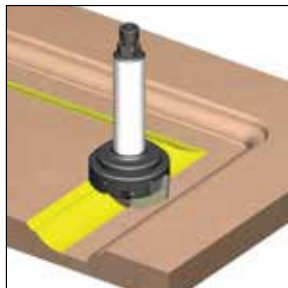
H = maximum depth of the frame.

In the example:

W = 50 and H = 13

Any change in the dimensions of the frame width and depth should be made according to the formula given in each tool drawing.

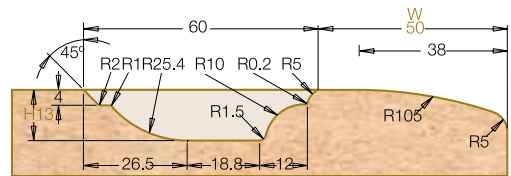
### 2. Second Pass



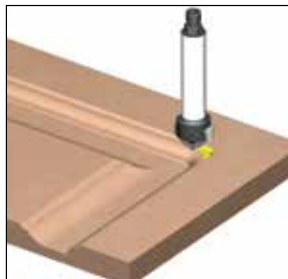
Code No.	øD	B	L	ød
8080320	56	25	109	20



T.C. Blade  
3510601



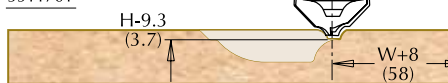
### 3. Third Pass



Code No.	øD	B	L	ød
8080630	32	24	109	20



T.C. Blade  
3511701



### 4. Edge Sizing & Profiling Pass



Code No.	øD	B	L	ød
8171230	106	20	99.5	20



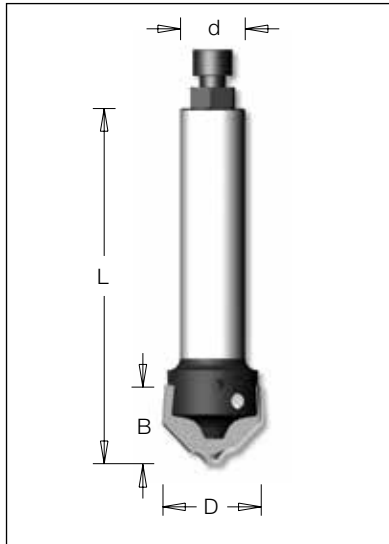
T.C. Blade  
3117532



## Three Styles of Universal Replaceable Knife Holders.


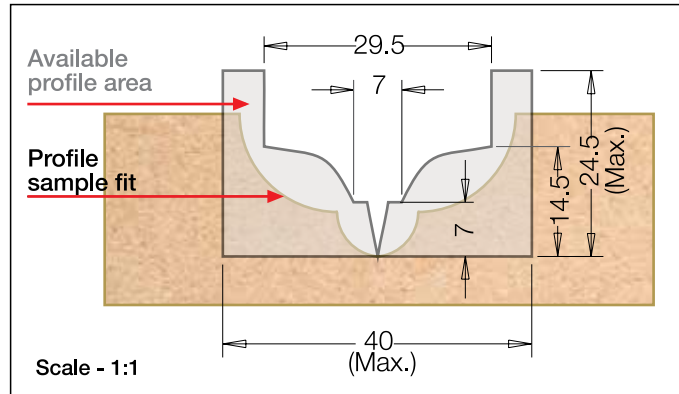
With the following grinding envelope, it can be determined, which part of the profile can be made by what tool. Tool diameter, profile symmetry and the overlap should also be taken into consideration of how to divide the profile.

Special knives require a minimum quantity order. Assembled tool with special knife, will have a different catalog number.



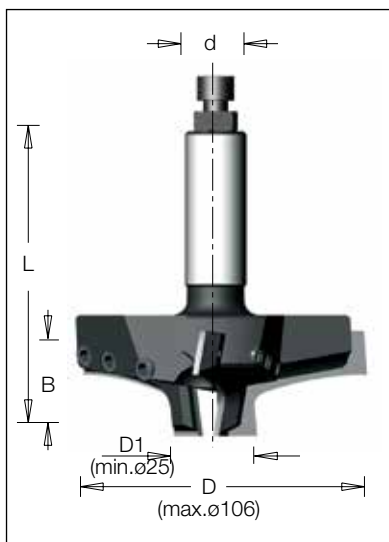
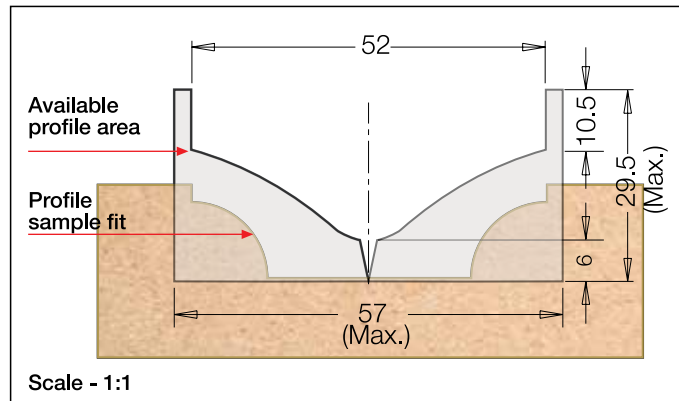
Code No.	øD	B	Z	L	ød
8080110	40	24.5	2	109	20

⚠ Also available with 25mm diameter shank.



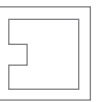
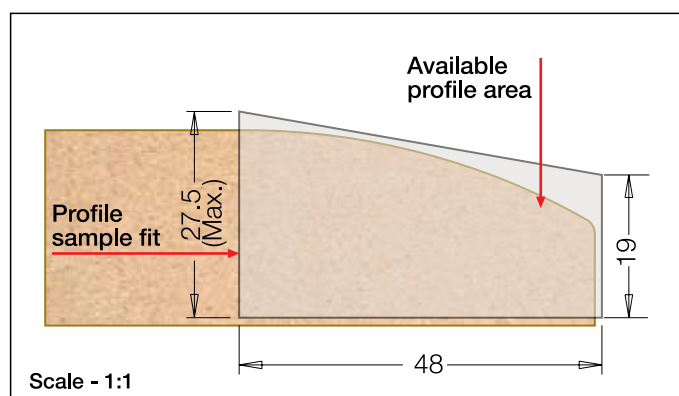
Code No.	øD	B	Z	L	ød
8080350	57	29.5	2	109	20

⚠ Also available with 25mm diameter shank.

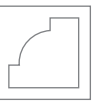


Code No.	øD	øD1	B	Z	L	ød
8171x3 0	106	25	27.5	3	99.5	20

⚠ Also available with 25mm diameter shank.



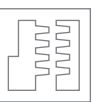
Grooving & Sizing



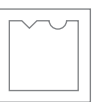
Profiling & Chamfering



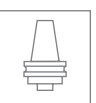
Door Frame & Panel



Jointing & Rebating




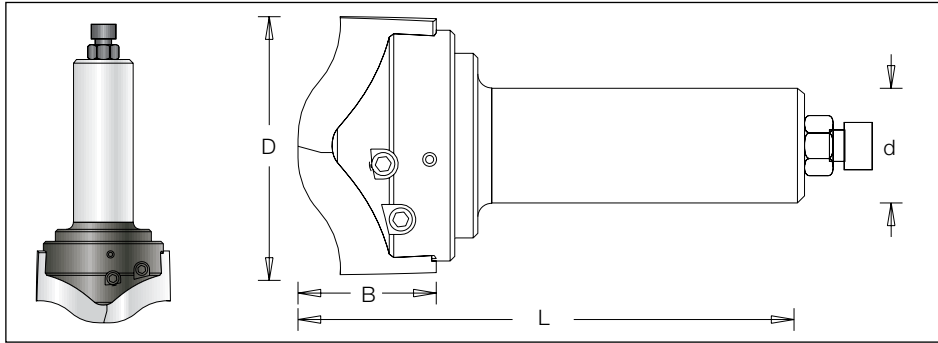
Carving



Clamping Systems & Adapters

## Multi-Face Profile Router Cutter

Disposable insert profile router cutter with two tungsten carbide cutting flutes. Suitable for profiling in softwoods, hardwoods and man-made boards. Tool will be supplied with standard inserts or special inserts ground to the customer's own specification. For use on routers and machining centres with CNC control.



øD	Code No.	B	Profile	Z	L	d	n
56	808035H	29.5	Customer design	2	109	25	14,000
	8080310	25.0	1	2	109	20	14,000
	8080320	25.0	2	2	109	20	14,000

**!** Also available with 20/25mm diameter shank.

### Spare Parts:



T.C. Blade  
351 170 0  
29x30x2.5



Allen screw  
#193 049 5  
M6x10




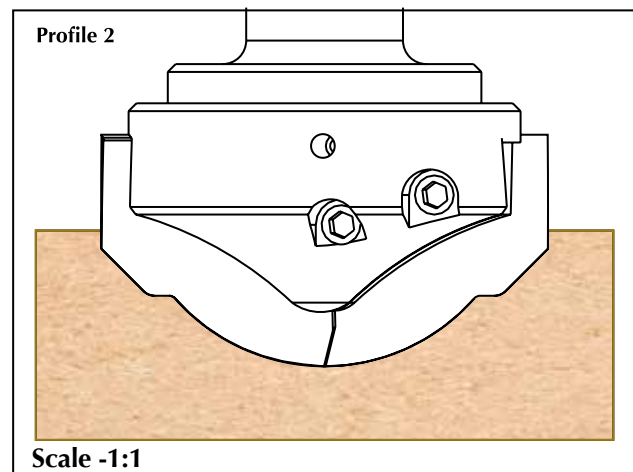
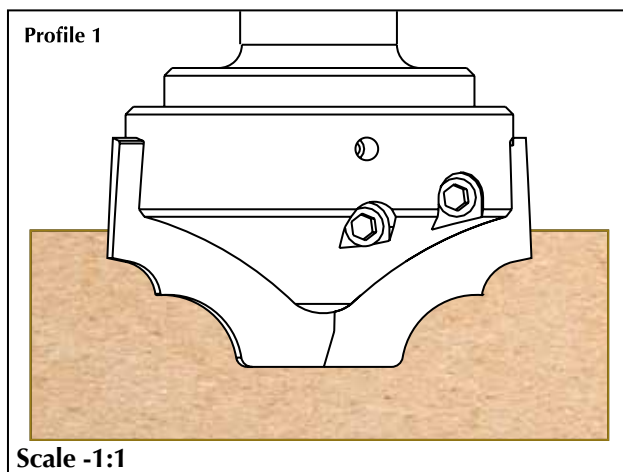
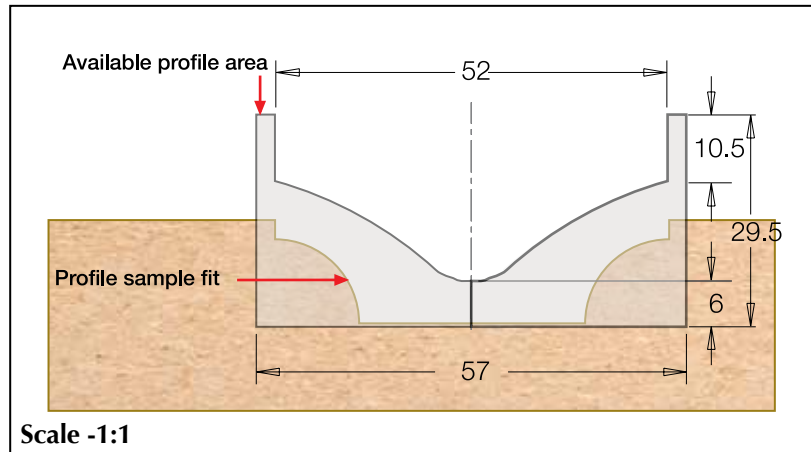
Allen key  
#194 003 5  
S3

### Profile 1

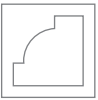


T.C. Blade  
351 060 1  
29.5x30x2.5

### Profile 2



Grooving & Sizing




Profiling & Chamfering



Door Frame & Panel



Jointing & Rebating



Carving

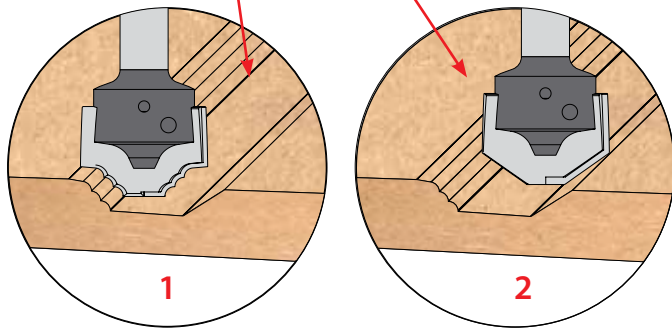
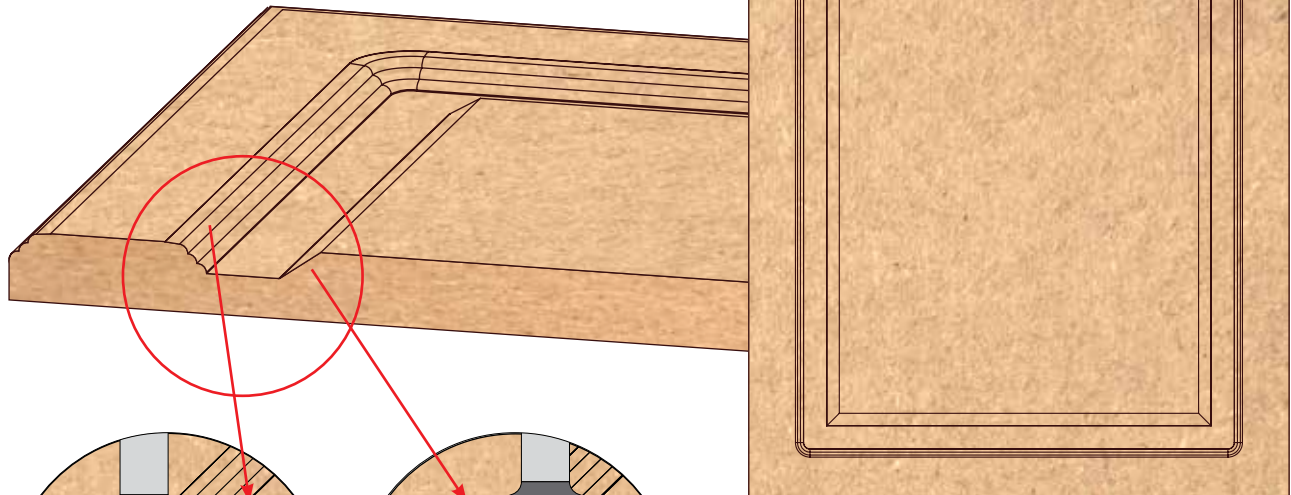


Clamping Systems & Adapters

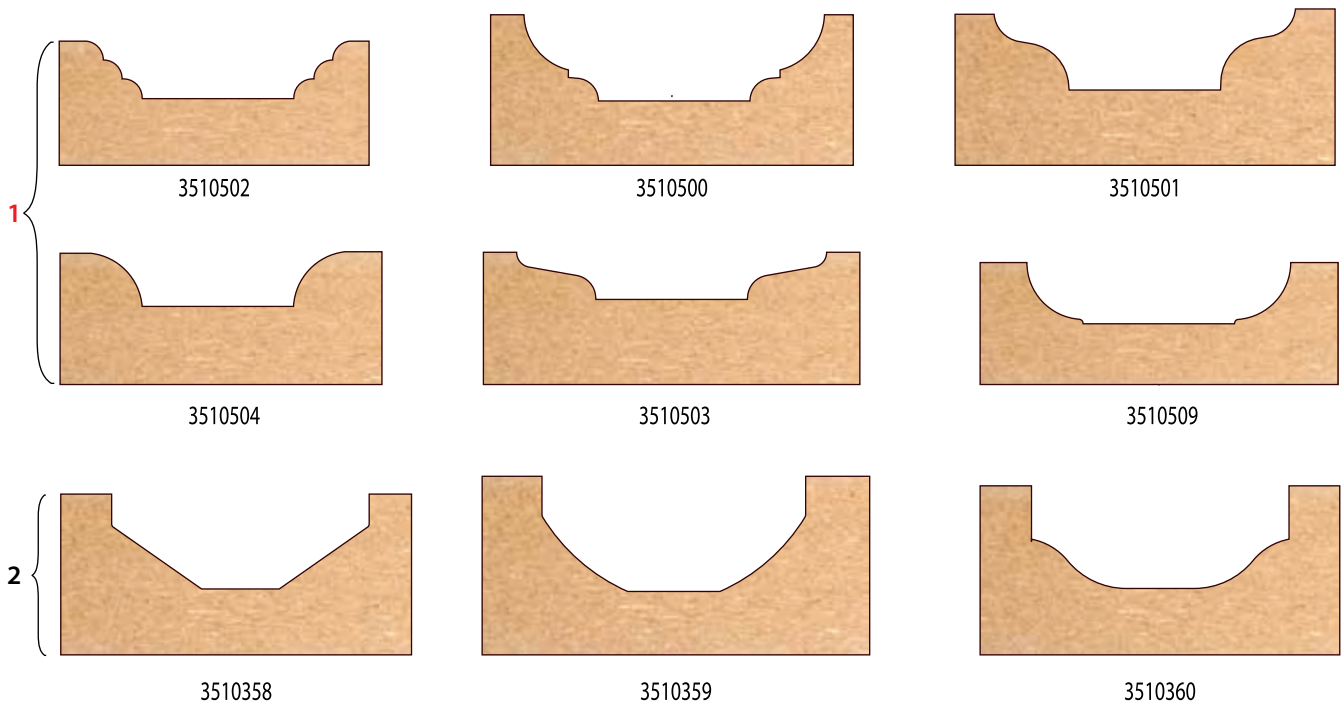
## CNC Multi-Profile Router Bits for Cabinet Doors

**NEW**

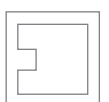
Based on Dimar's NOVA: New Age Router Bit System, we offer 15 different popular door-making profiles. Featuring 3 different profile knives for the inlet door combined with 5 different profiles for the outlet door and frame. Bottom diameter of the 5 outlet door profiles support a 12.7 diameter nesting router. Router bits are suitable for producing doors from MDF, veneered MDF and solid wood (soft and hard).



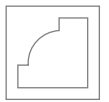
3510358 + 3510502



CNC



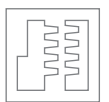
Grooving & Sizing



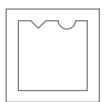
Profiling & Chamfering



Door Frame & Panel



Jointing & Rebating



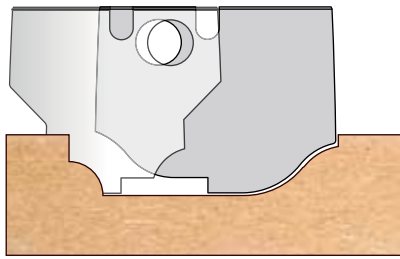
Carving



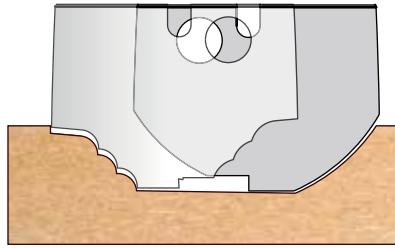
Clamping Systems & Adapters

### CNC Multi-Profile Router Bits for Cabinet Doors

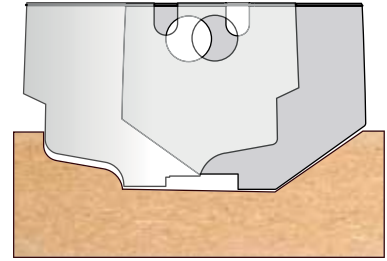
**NEW**



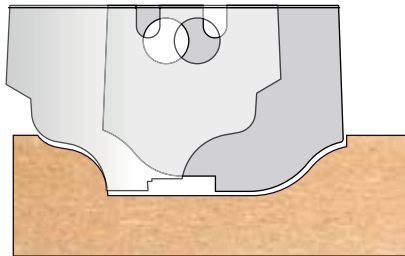
3510360+3510357



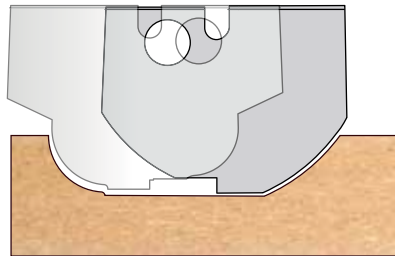
3510359+3510502



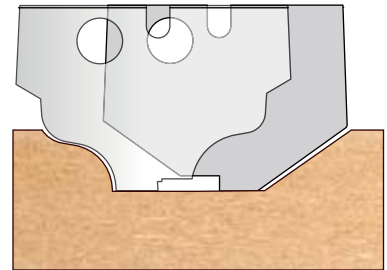
3510358+3510503



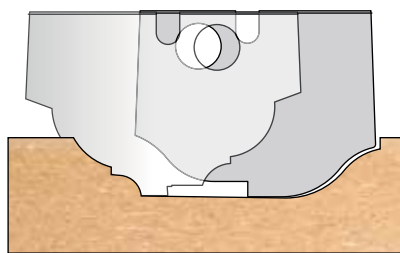
3510360+3510501



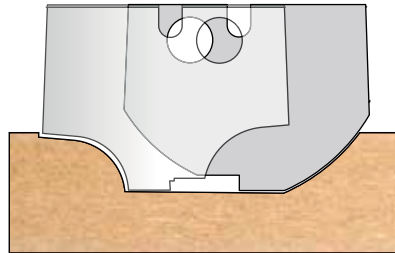
3510359+3510509



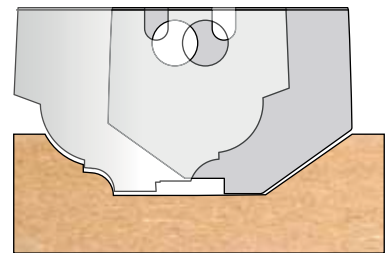
3510358+3510501



3510360+3510500




3510359+3510504

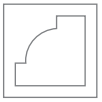


3510358+3510500

CNC



Grooving & Sizing



Profiling & Chamfering



Door Frame & Panel



Jointing & Rebating



Carving



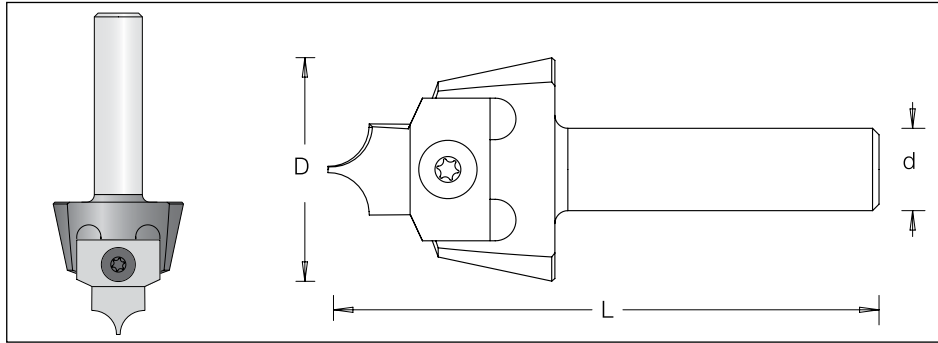
Clamping Systems & Adapters



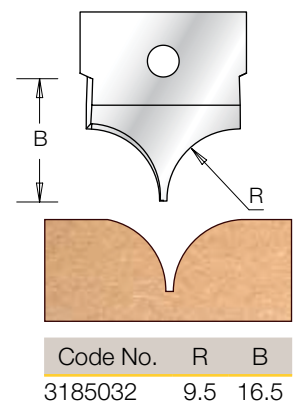
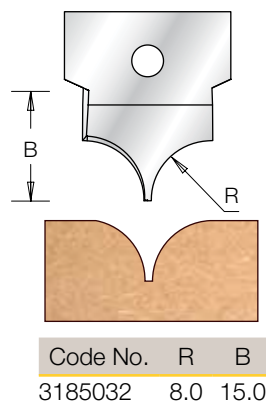
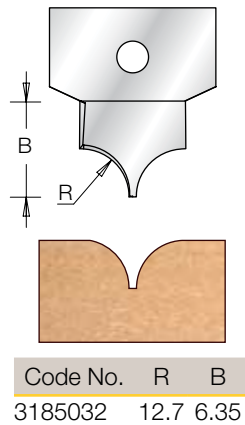
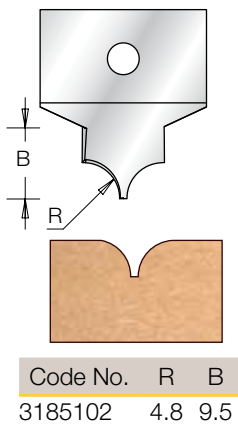
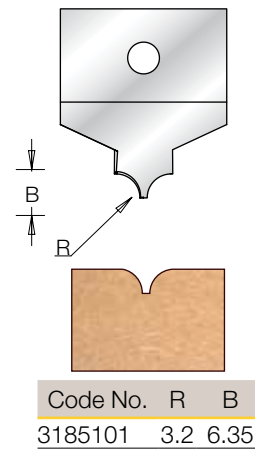
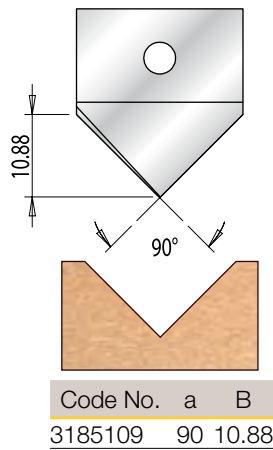
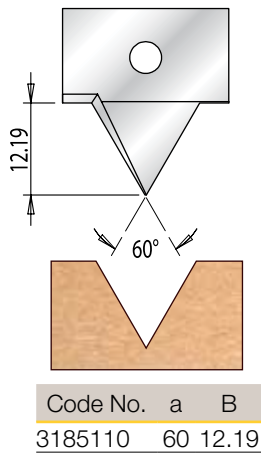
## Round Over Point Cutting

**NEW**

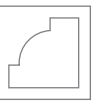
Disposable insert round over router with two-edge cutting geometry and seven different "V" groove profiles and round over. Bottom diameter less than 1 mm. Suitable for producing MDF doors, solid wood turning and curving and plastics routing. To be used on machining centers with CNC control.



øD	Code No.	B	Z	L	ød	n
35.0	G1853x19		1	85	12	28,000



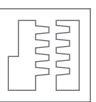
Grooving & Sizing



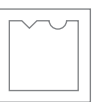
Profiling & Chamfering



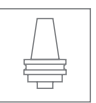
Door Frame & Panel



Jointing & Rebating



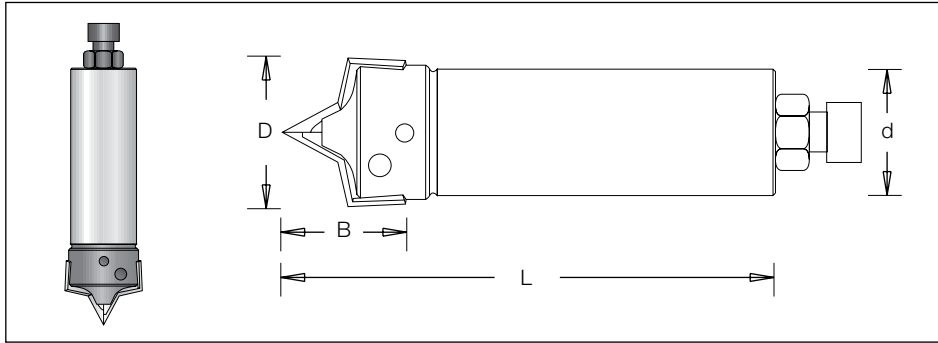
Carving



Clamping Systems & Adapters

## Multi-Face Profile Router Cutter

Disposable insert profile router cutter with two tungsten carbide cutting flutes. Suitable for profiling in softwoods, hardwoods and man-made boards. Tool will be supplied with standard inserts or special inserts ground to the customer's own specification. For use on routers and machining centres with CNC control.



øD	a	R	B	Code No.	Profile	Z	L	ød	n
29.5				8080110	Customer design	2	82.5	20	28,000
	45		24.6	8080510	B51	2	82.5	20	28,000
	30		24.6	8080520	B52	2	82.5	20	28,000
		6.3	24.6	8080530	B53	2	82.5	20	28,000
		12.5	24.6	8080540	B54	2	82.5	20	28,000
		4.0	24.6	8080550	B55	2	82.5	20	28,000

**!** The router will be supplied with standard profiles or with knives grinded according to customer specification that fit into the marked area. Also available with 25mm diameter shank.

### Spare Parts:



**B51** T.C. Blade  
351 051 0  
31x25x2



Wedge  
199 050 0  
L=28



Allen Screw  
#193 049 0  
M5x10



Allen key  
#194 008 0  
S2.5


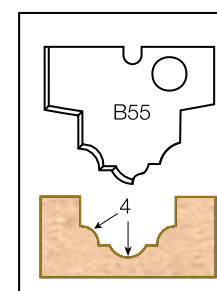
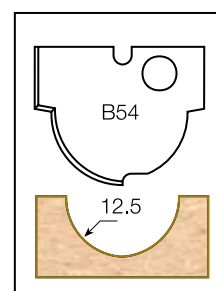
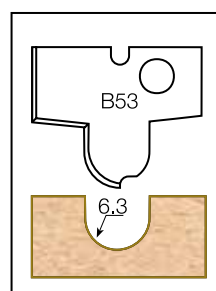
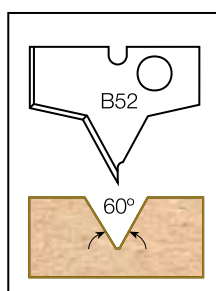
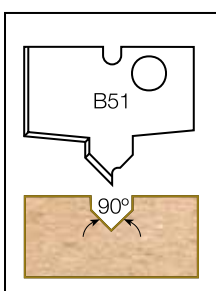
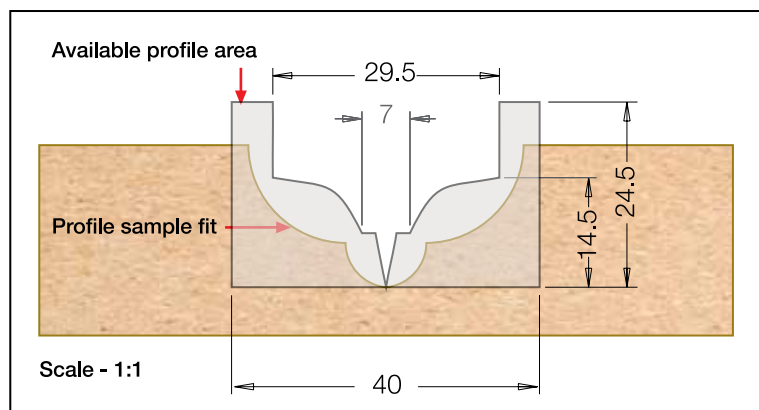
**B52** T.C. Blade  
351 050 5  
31x25x2

**B53** T.C. Blade  
351 060 5  
31x24x2

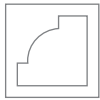
**B54** T.C. Blade  
351 061 0  
31x24x2

**B55** T.C. Blade  
351 310 5  
31x24x2

### 1 Body 5 Profiles



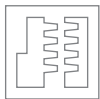
Grooving & Sizing



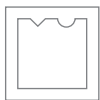
Profiling & Chamfering



Door Frame & Panel



Jointing & Rebating



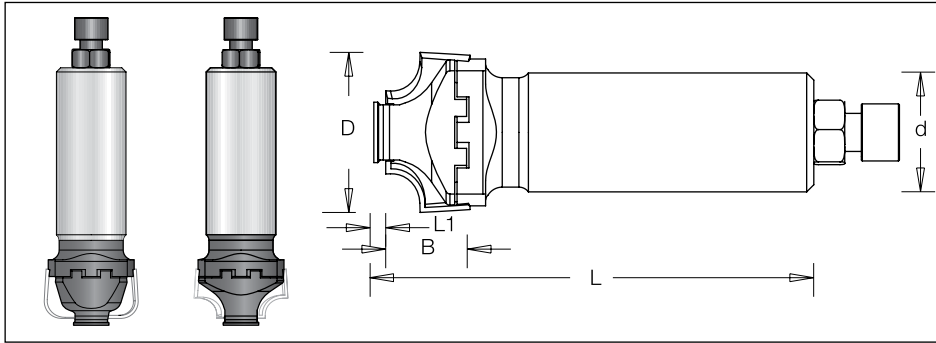
Carving



Clamping Systems & Adapters

## Multi-Edge Profile Router cutter

Disposable insert router cutter, chip free design and twenty three different profiles suitable for the same body.  
Suitable for all types of wood.



### Spare Parts:



Safety Cover  
199 211 0



Safety Cover  
199 212 0



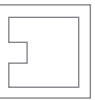
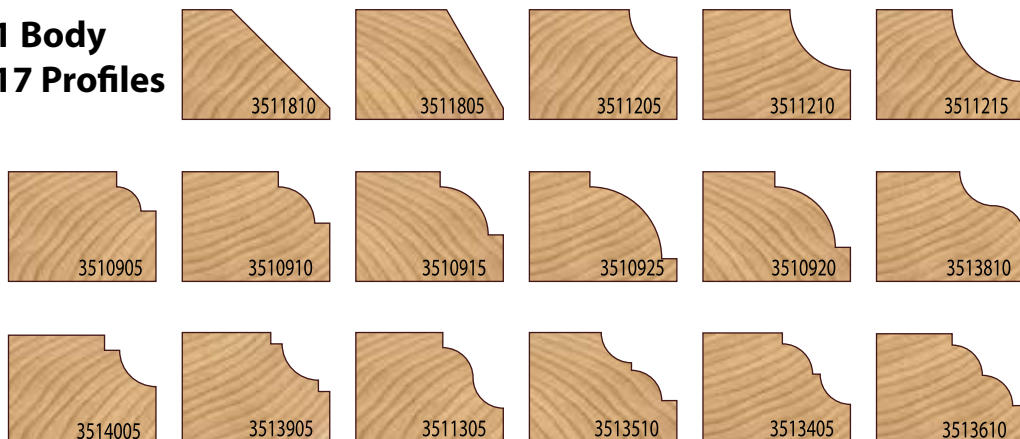
Allen screw  
193 018 0  
1/4"x57



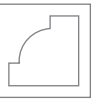
Allen key  
#194 010 0  
5/32"

D	a	R	Code No.	Knife No.	Safety Cover	B	d	Z	L	L1	n
35	30		808107H	3511805	1992110	17.5	25	2	92.5	2.5	28000
38	45		808602H	3511810	1992110	17.5	25	2	92.5	2.5	28000
35		3.2	808603H	3510905	1992110	17.5	25	2	92.5	2.5	28000
35		4.8	808604H	3510910	1992110	17.5	25	2	92.5	2.5	28000
35		6.35	808605H	3510915	1992110	17.5	25	2	92.5	2.5	28000
35		8	808606H	3510920	1992110	17.5	25	2	92.5	2.5	28000
38		9.5	808607H	3510925	1992110	17.5	25	2	92.5	2.5	28000
35		6.3	808611H	3511205	1992120	17.5	25	2	92.5	2.5	28000
35		8	808612H	3511210	1992120	17.5	25	2	92.5	2.5	28000
35		9.5	808601H	3511215	1992120	17.5	25	2	92.5	2.5	28000
35		4.8	808613H	3514005	1992110	17.5	25	2	92.5	2.5	28000
38		4, 4.5	808615H	3513810	1992110	17.5	25	2	92.5	2.5	28000
35		4	808616H	3511305	1992120	17.5	25	2	92.5	2.5	28000
38		4	808618H	3513510	1992110	17.5	25	2	92.5	2.5	28000
38		4	808619H	3513405	1992120	17.5	25	2	92.5	2.5	28000
35		4.8	808620H	3513905	1992120	17.5	25	2	92.5	2.5	28000
38		4	808622H	3513610	1992110	17.5	25	2	92.5	2.5	28000

### 1 Body 17 Profiles



Grooving & Sizing



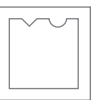
Profiling & Chamfering



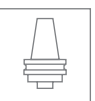
Door Frame & Panel



Joining & Rebating




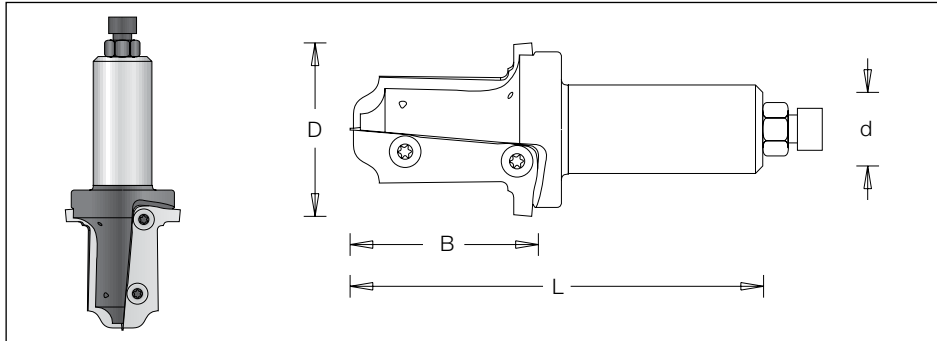
Carving



Clamping Systems & Adapters

## Multi Purpose Profile Router Cutter

Disposable insert straight router cutter with two cutting flutes. Suitable for profiling and sizing in softwoods, hardwoods and man made board (with or without coating). Tool will be supplied with standard inserts (profile 1 or 2), or can be supplied with special inserts, ground to the customer's own specification. For use on routers and machining centres with CNC control.



øD	B	Code No.	Profile	Z	L	ød	n
	50	853001H	Customer design	2	120	25	10,000
50	50	853011H	1	2	120	25	10,000
	50	853012H	2	2	120	25	10,000

⚠ Also available with 20 mm diameter shank.

### Spare parts:



T.C. Blade



Torx screw

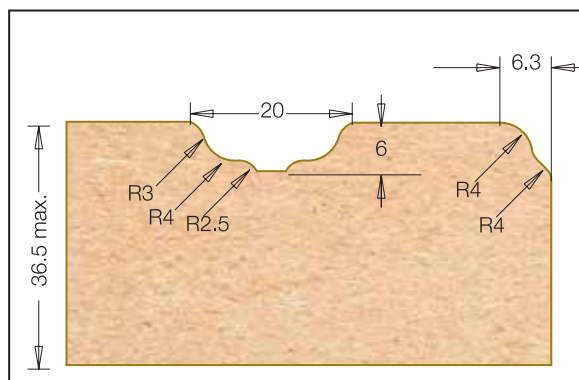
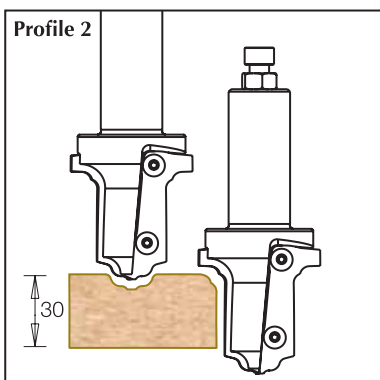
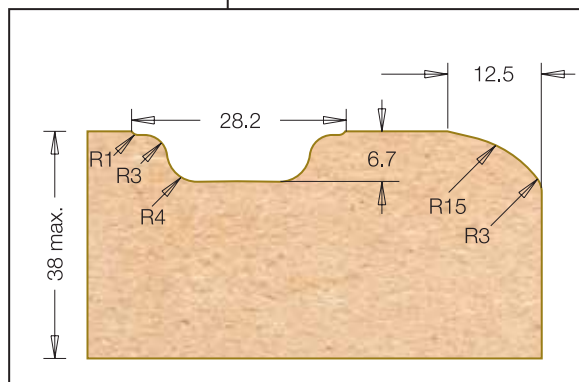
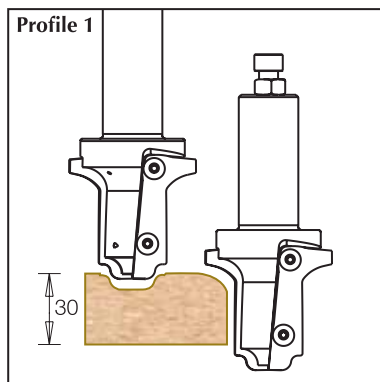
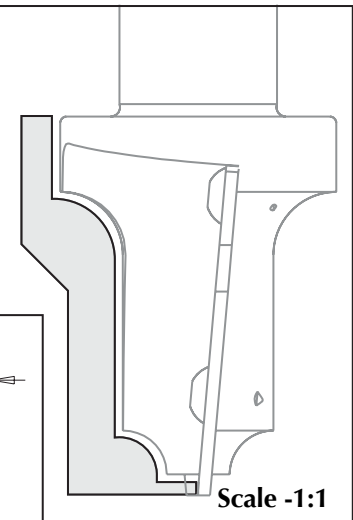


Torx key


**Profile 1** #315 300 1 / 54x20x2 #193 395 0 / M4x6 #194 101 5 / T-15

**Profile 2** #315 300 2 / 54x20x2

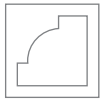
The router bit will be supplied with standard profiles or with knives grinded according to customer specification that fit into the marked area.



Scale -1:1



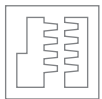
Grooving & Sizing



Profiling & Chamfering



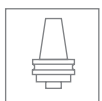
Door Frame & Panel



Jointing & Rebating




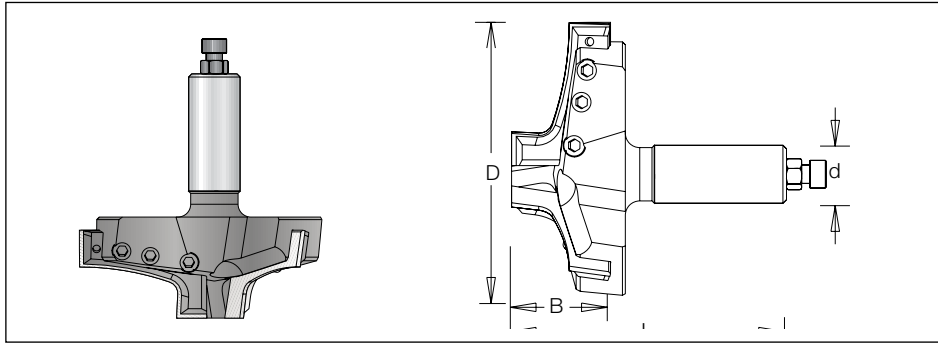
Carving



Clamping Systems & Adapters

## Multi Frame Profile Router Cutter

Disposable insert profile router with three disposable Tungsten Carbide knives and back plates. Assembled in 10° Shear angle for best cutting results, suitable for profiling softwood, hardwood and manmade boards. For use on machining center with CNC control.



øD	Code No.	B	Profile No.	Z	L	ød	n
95	8171430	20	1	3	99.5	20	10,000
122	8171330	25	2	3	104	20	10,000
106	8171230	20	3	3	99.5	20	10,000
120	8171130	20	4	3	99.5	20	10,000

⚠ Also available with 25 mm diameter shank.

### Spare parts:



T.C. Blade



Wedge

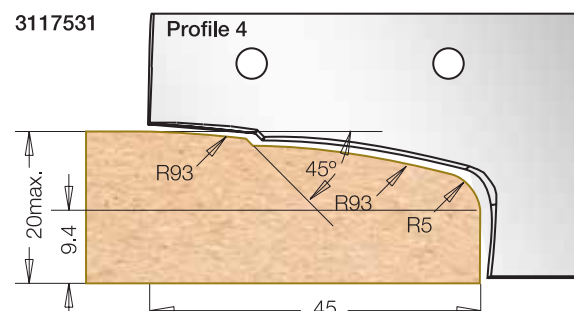
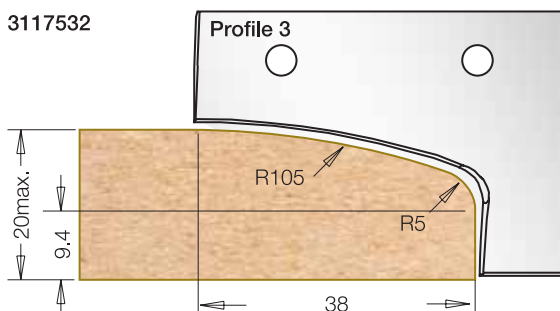
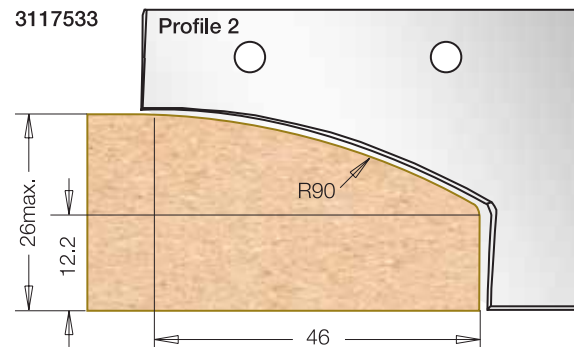
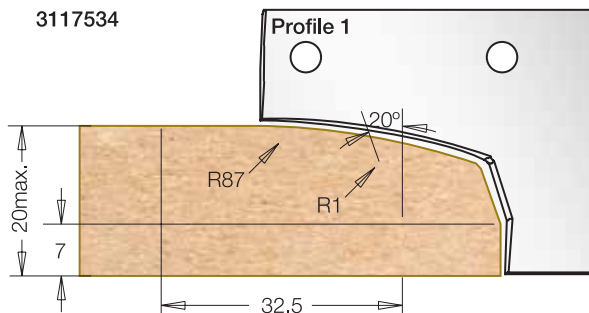
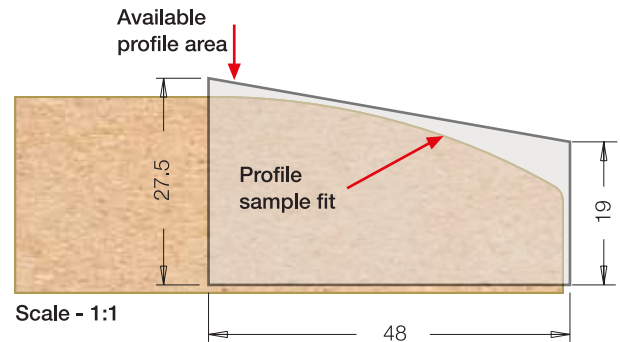


Allen screw



Allen key

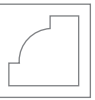
Profile	T.C. Blade	Wedge	Allen screw	Allen key
<b>Profile 1</b>	#311 753 4 44x35x2.0	199 153 4 42.5x33x4	#193 026 6 M8x12	#194 003 6 S4
<b>Profile 2</b>	#311 753 3 57.6x40x2.0	199 153 3 56x38x4		
<b>Profile 3</b>	#311 753 2 49.6x35x2.0	199 153 2 48x33x4		
<b>Profile 4</b>	#311 753 1 56.7x35x2.0	199 153 1 55x33.5x4		



Scale -1:1



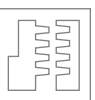
Grooving & Sizing



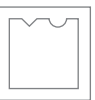
Profiling & Chamfering



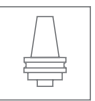
Door Frame & Panel



Joining & Rebating

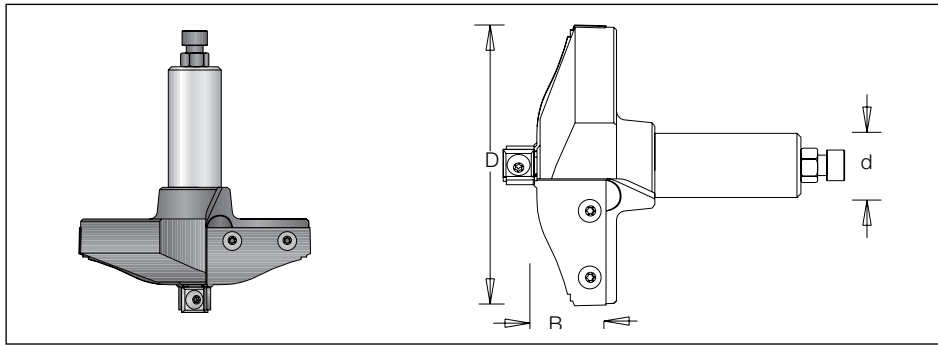


Carving



Clamping Systems & Adapters

## Multi Profile Raised Panel Router Cutter



øD	Code No. Without Trimmer	Profile No.	Z	L	ød	n
112	822031H	1	2	110	25	8,000
	822032H	2	2	110	25	8,000
	822033H	3	2	110	25	8,000
	822034H	4	2	110	25	8,000
	822035H	5	2	110	25	8,000
	822036H	6	2	110	25	8,000
	822037H	7	2	110	25	8,000
	822038H	8	2	110	25	8,000

**!** Available with or without trimmer bit "807 301 3"  
Also available with 20mm diameter shank.

### Spare parts:



T.C. Blade



Torx screw



Allen screw



Allen key



Torx key

**file 1** #352 220 1 50x30.5x2 #193 148 1 M4x5.6 #193 039 5 M4x5 #194 020 0 S2 194 101 5 T - 15

**file 2** #352 220 2 50x30.5x2

**file 3** #352 220 3 50x30.5x2

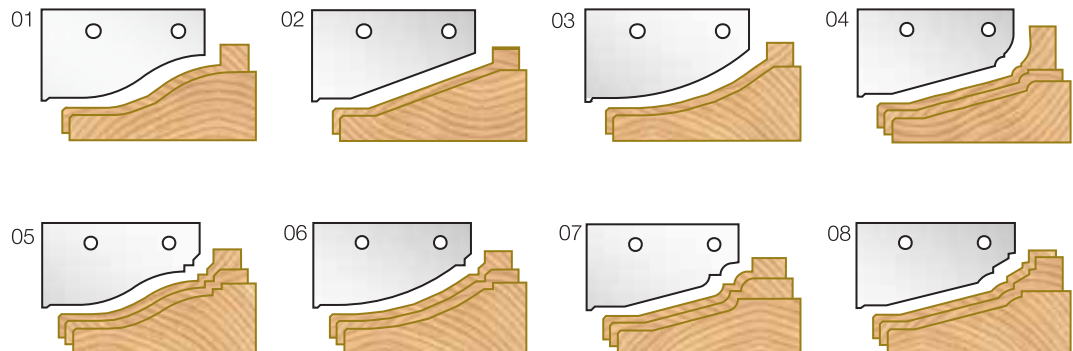
**file 4** #352 220 4 50x30.5x2

**file 5** #352 220 5 50x30.5x2

**file 6** #352 220 6 50x30.5x2

**file 7** #352 220 7 50x30.5x2

**file 8** #352 220 8 50x30.5x2



## Trimmer Bit

øD1	Code No	B	L	ød
18	8073015	12	31.8	8

### Spare Parts:



T.C. Blade

310 121 2

12x12x1.5



Torx screw

193 148 2


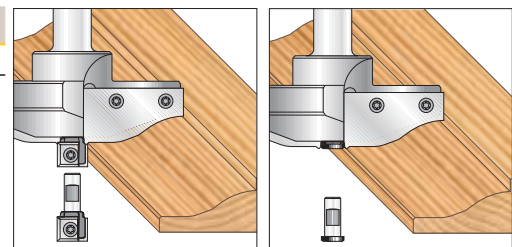
M4x5.6



Torx key

194 101 5

T - 15



Grooving & Sizing



Profiling & Chamfering



Door Frame & Panel



Joining & Rebating

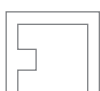
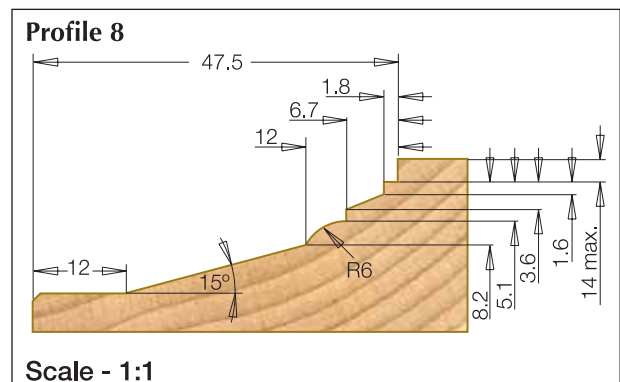
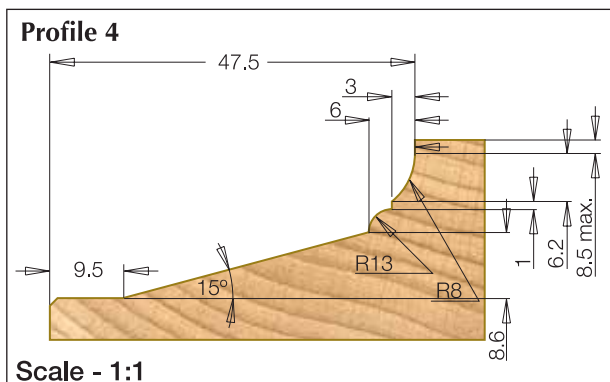
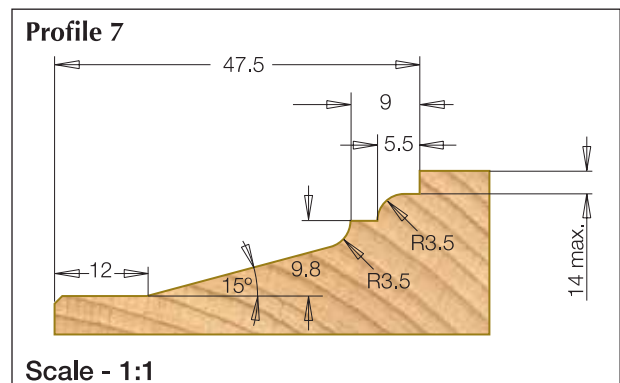
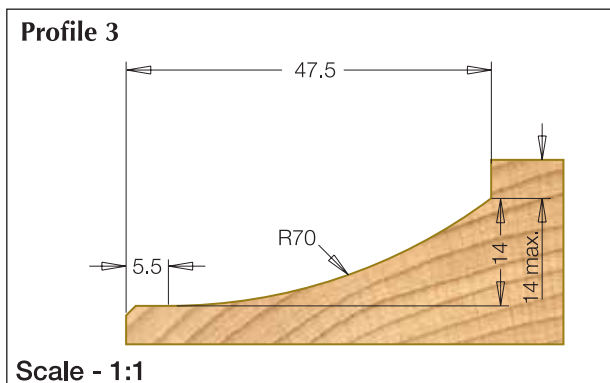
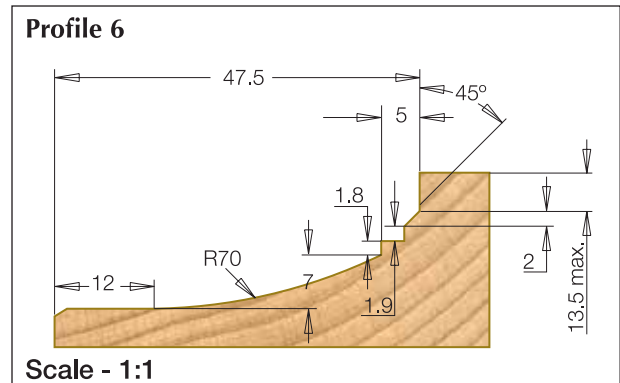
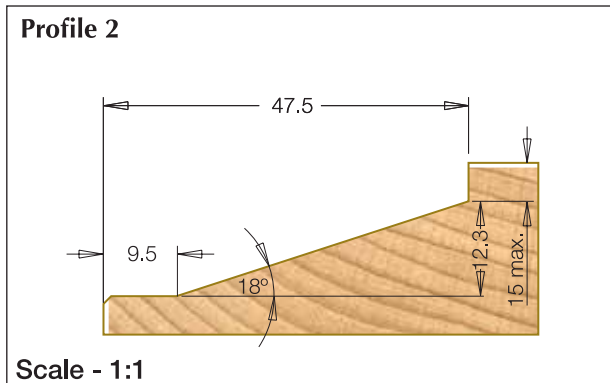
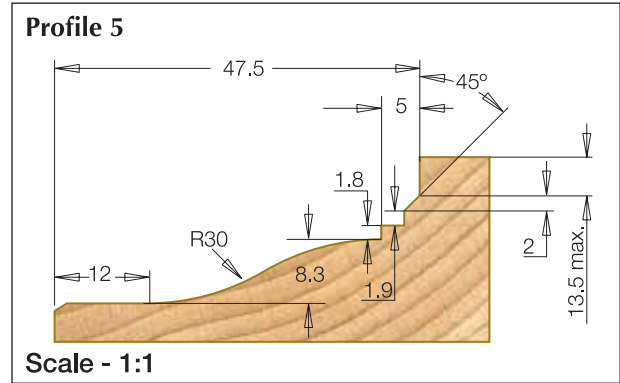
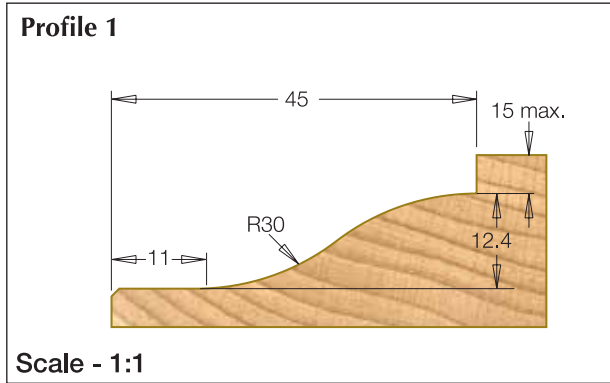


Carving

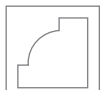


Clamping Systems & Adapters

## Profile for Raised Panel Router Cutter



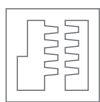
Grooving & Sizing



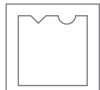
Profiling & Chamfering



Door Frame & Panel



Jointing & Rebating




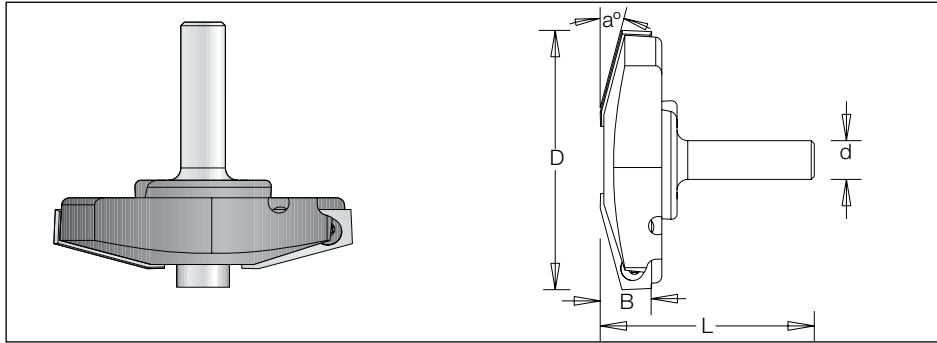
Carving



Clamping Systems & Adapters

## Raised Panel Router Cutter

Disposable insert router with two cutting flutes, suitable for light CNC and manual routing applications. Includes an assembled ball bearing seat and an anti-dust plug. Can also be used on a CNC machine with a back cutter.



$\varnothing D$	$a^\circ$	Code No.	B	Z	L	$\varnothing d$	n
85.8	15°	8223019	20.2	2	71	12	12,000

### Spare Parts:




T.C. Blade  
312 200 1  
31x17x2



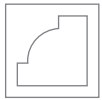
Torx screw  
193 148 2  
M4x5.6



Torx key  
194 101 5  
T-15



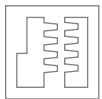
Grooving  
& Sizing



Profiling &  
Chamfering



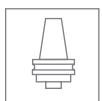
Door Frame  
& Panel



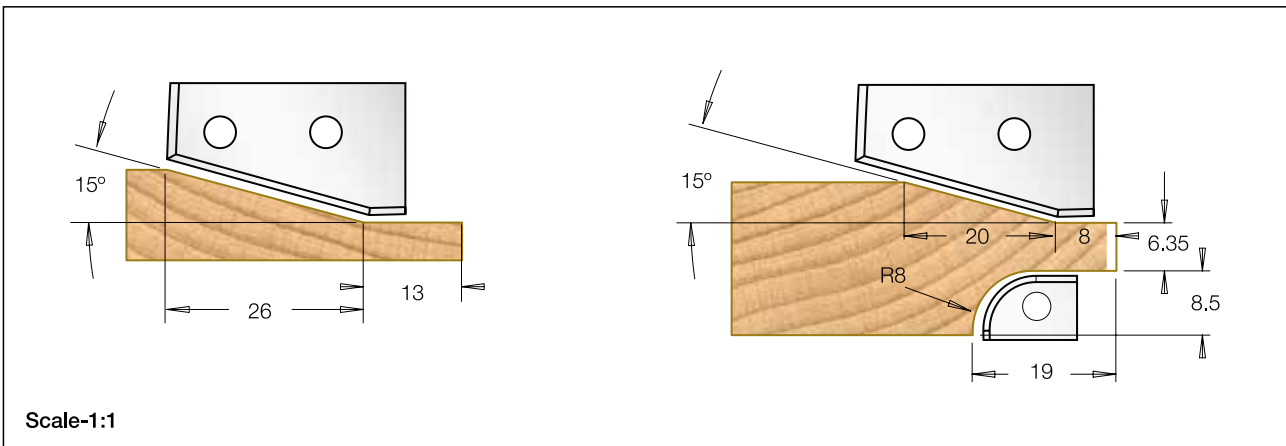
Jointing &  
Rebating



Carving



Clamping  
Systems &  
Adapters



Back Cutter  
822 501 0  
54X26.7X1/2"



T.C. Blade  
312 200 3  
13.9x9.5x2xR8



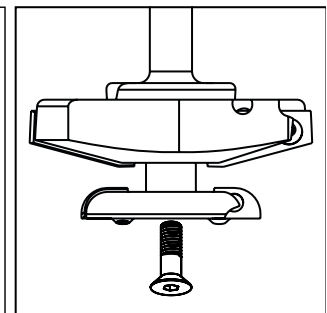
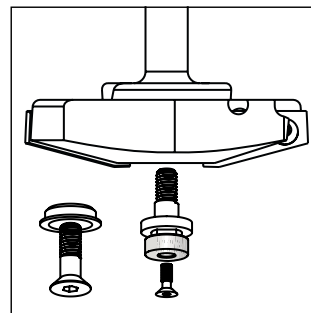
Ball Bearing set  
190 870 0  
12.7x4.7x5xM6



Torx screw  
193 400 0  
M3x4




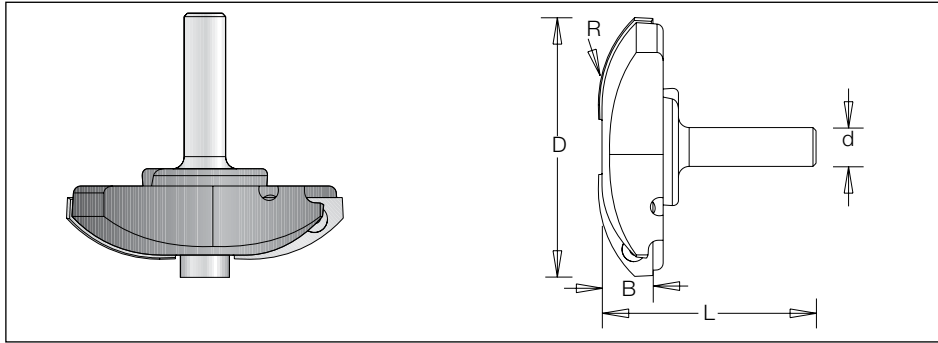
Torx key  
194 110 0  
T-9





## Raised Panel Router Cutter

Disposable insert router with two cutting flutes, suitable for light CNC and manual routing applications. Includes an assembled ball bearing seat and an anti-dust plug. Can also be used on a CNC machine with a back cutter.



øD	R	Code No.	B	Z	L	ød	n
85.8	40	8223029	21.2	2	72	12	12,000

### Spare Parts:



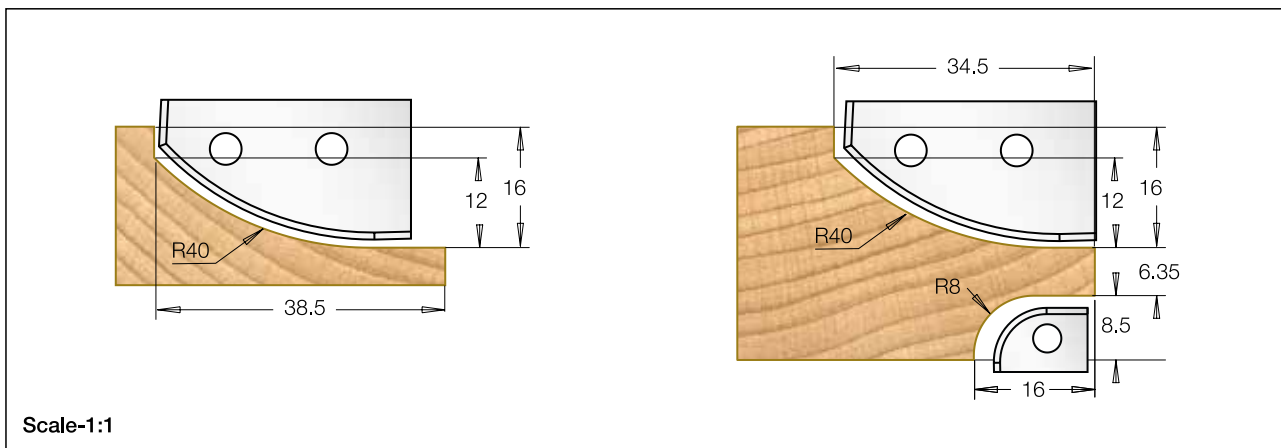
T.C. Blade  
312 200 2  
33.3x18.5x2



Torx screw  
193 148 2  
M4x5.6



Torx key  
194 101 5  
T-15



Scale-1:1



Back Cutter  
822 501 0  
54X26.7X1/2"



T.C. Blade  
312 200 3  
13.9x9.5x3xR8



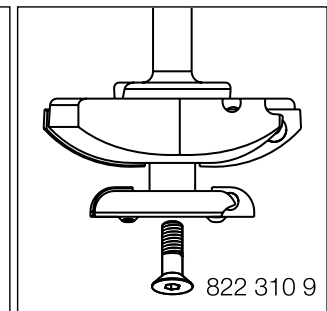
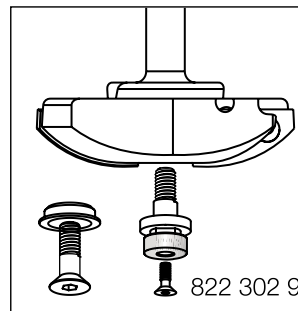
Ball Bearing set  
190 870 0  
12.7x4.7x5xM6



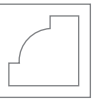
Torx screw  
193 400 0  
M3x4



Torx key  
194 110 0  
T-9



Grooving & Sizing



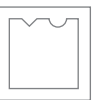
Profiling & Chamfering



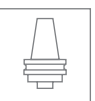
Door Frame & Panel



Jointing & Rebating



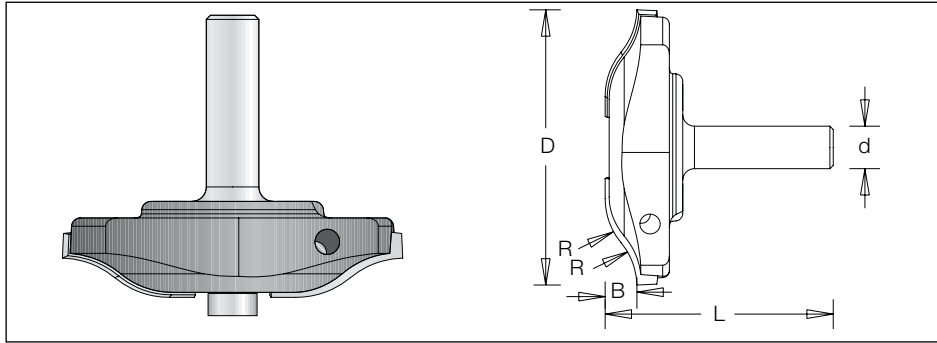
Carving



Clamping Systems & Adapters

## Raised Panel Router Cutter

Disposable insert router with two cutting flutes, suitable for light CNC and manual routing applications. Includes an assembled ball bearing seat and an anti-dust plug. Can also be used on a CNC machine with a back cutter.



$\varnothing D$	R	Code No.	B	Z	L	$\varnothing d$	n
85.7	22	8223209	19.2	2	69	12	12,000

### Spare Parts:




**T.C. Blade**  
312 200 5  
32x20x1.5



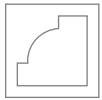
**Torx screw**  
193 395 0  
M4x6



**Torx key**  
194 101 5  
T-15



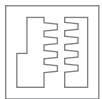
Grooving & Sizing



Profiling & Chamfering



Door Frame & Panel



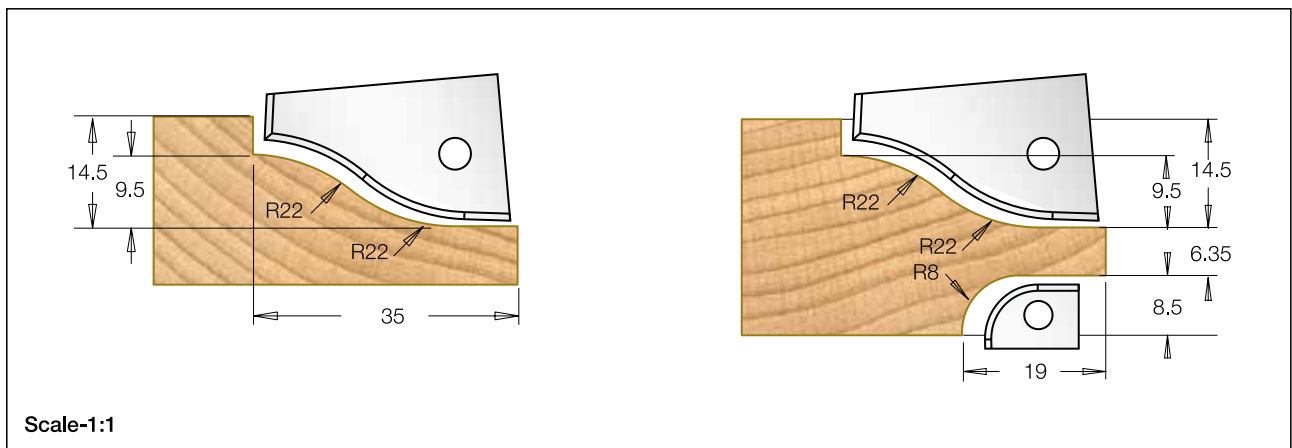
Jointing & Rebating



Carving



Clamping Systems & Adapters



**Back Cutter**  
822 501 0  
54X26.7X1/2"



**T.C. Blade**  
312 200 3  
13.9x9.5x2



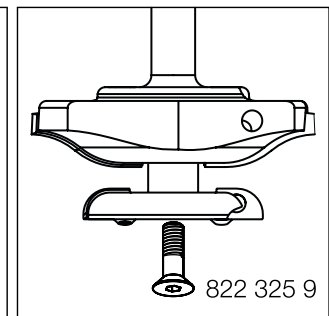
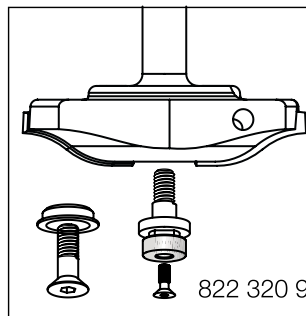
**Ball Bearing set**  
190 870 0  
12.7x4.7x5xM6



**Torx screw**  
193 400 0  
M3x4



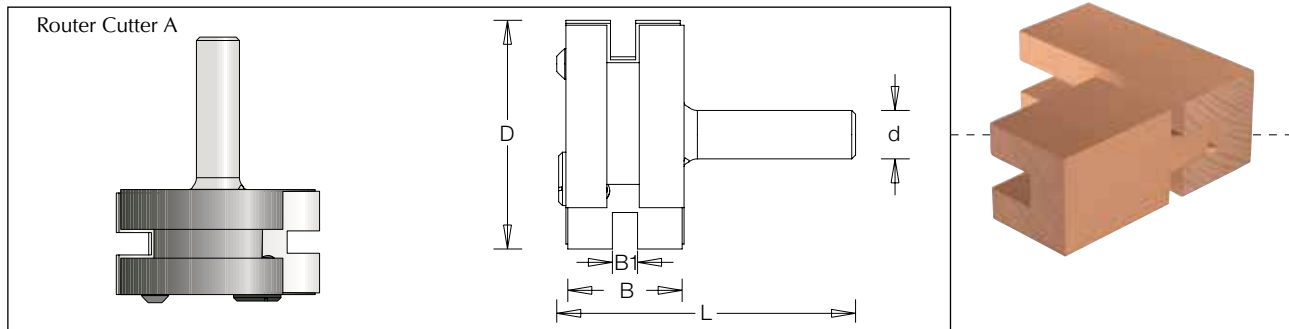
**Torx key**  
194 110 0  
T-9



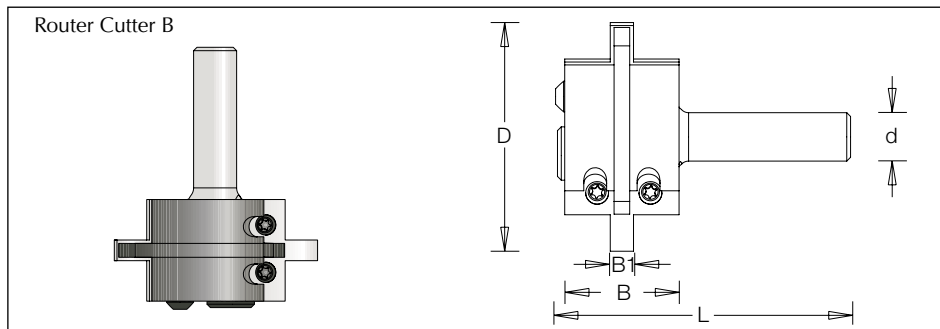
## Tongue & Groove Router Cutter Set

Disposable insert router set with two cutting flutes on each router, suitable for light CNC and manual routing applications. Simplify the operation for making tongue & groove frames, includes fine adjusting option for best fitting results. Max wood thickness 30 mm.

	øD	B	B1	Code No.	L	ød	n
Set 1 complet	60.0	30.0	5.4-6.0	8450219	75.0	12	18,000
Set 2 complet	60.0	30.0	6.1-6.6	8451169	75.0	12	18,000



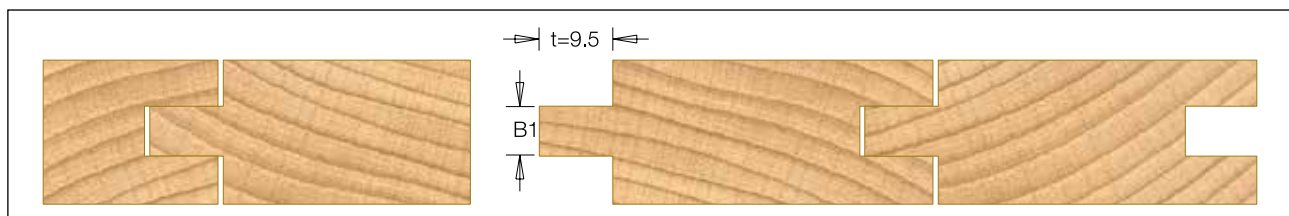
øD	B	B1	Code No.	Z	L	ød	n
60.0	30.0	5.4-6.0	8450199	2	75.0	12	18,000
60.0	30.0	6.1-6.6	8450069	2	75.0	12	18,000



øD	B	B1	Code No.	Z	L	ød	n
60.0	30.0	5.4-6.0	8450209	2	75.0	12	18,000
60.0	30.0	6.0-6.6	8450169	2	75.0	12	18,000

### Spare parts:

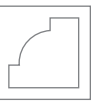
T.C. Blade A	T.C. Blade B	Torx screw	Torx screw	Stopper screw	Allen key	Torx key	
B1=6-6.6	#314 500 5 30x22x2	#314 501 5 30x22x2	#193 355 9 3.5x8	#193 148 1 M4x5.6	#193 072 0 M6x12.5	#194 020 0 S2	194 101 5 T - 15
T.C. Blade A	T.C. Blade B						
B1=5.4-6	#314 501 8 30x22x2	#314 501 9 30x22x2					



Scale -1:1



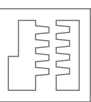
Grooving & Sizing



Profiling & Chamfering



Door Frame & Panel



Joining & Rebating



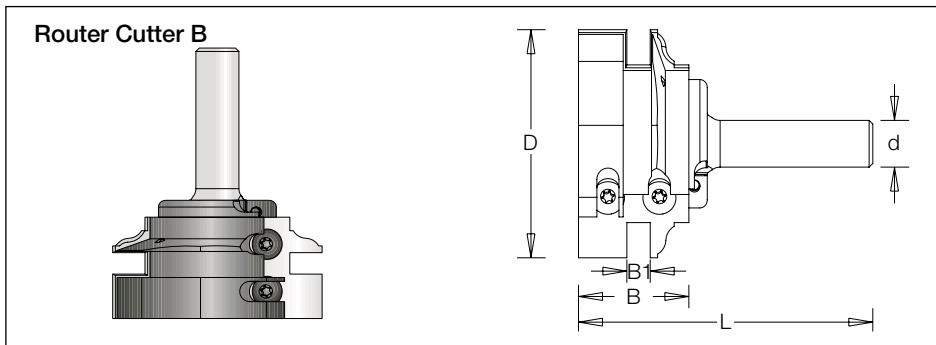
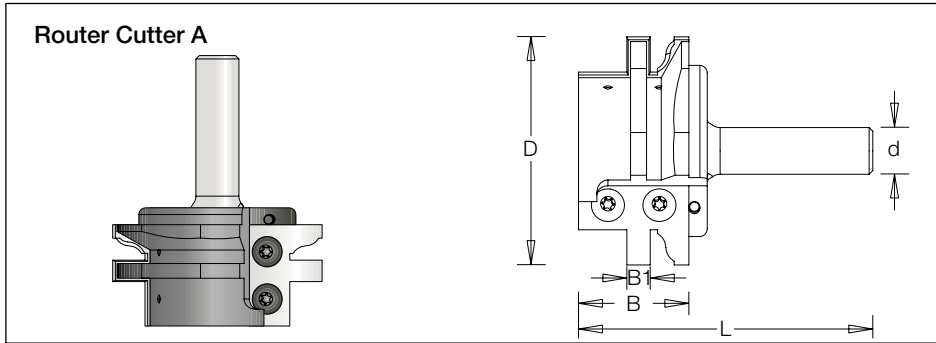
Carving



Clamping Systems & Adapters

## Tongue & Groove Classic Router Cutter Set

Disposable insert router set with two cutting flutes on each router, suitable for light CNC and manual routing applications. Best fitting results and simplify the operation for making tongue & groove frames, no adjusting is required, Max wood thickness 30 mm.



### Set 1

	øD	B	B1	Code No.	Z	L	ød	n
Complete	62	30	6.35	8451149	2+2	75	12	18,000
Router Cutter A	62	30	6.35	8450149	2	75	12	18,000
Router Cutter B	62	30	6.35	8450049	2	75	12	18,000

Spare parts:



T.C. Blade A  
#314 501 4  
30x23x2



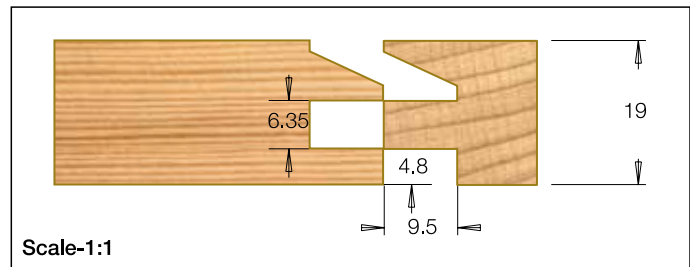
T.C. Blade B  
#314 500 4  
30x23x2




Torx screw  
#193 395 0  
M4x6



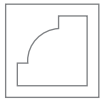
Torx key  
194 101 5  
T - 15



CNC



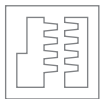
Grooving & Sizing



Profiling & Chamfering



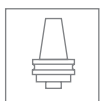
Door Frame & Panel



Jointing & Rebating



Carving







Clamping Systems & Adapters

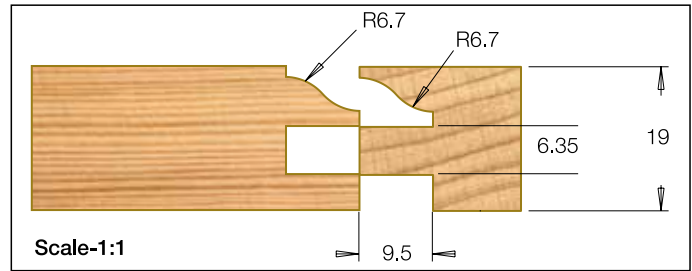
## Tongue & Groove Classic Router Cutter Set

### Set 2

	øD	B	B1	Code No.	L	ød	n
Complete	62.0	30.0	6.35	8451119	75.0	12	18,000
Router Cutter A	62.0	30.0	6.35	8450119	75.0	12	18,000
Router Cutter B	62.0	30.0	6.35	8450019	75.0	12	18,000

Spare parts:





			
T.C. Blade A	T.C. Blade B	Torx screw	Torx key
#314 501 3	#314 500 3	#193 395 0	194 101 5
30x23x2	30x23x2	M4x6	T - 15

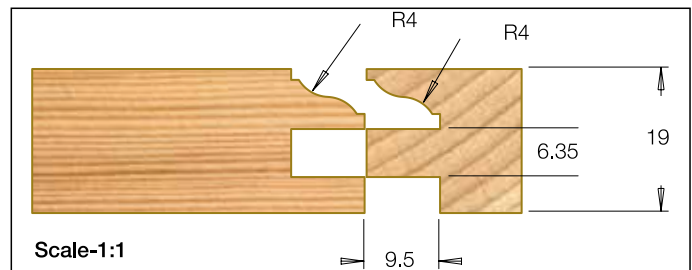


### Set 3

	øD	B	B1	Code No.	L	ød	n
Complete	62.0	30.0	6.35	8451119	75.0	12	18,000
Router Cutter A	62.0	30.0	6.35	8450119	75.0	12	18,000
Router Cutter B	62.0	30.0	6.35	8450019	75.0	12	18,000

Spare parts:





			
T.C. Blade A	T.C. Blade B	Torx screw	Torx key
#314 501 1	#314 500 1	#193 395 0	194 101 5
30x23x2	30x23x2	M4x6	T - 15

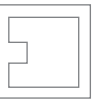
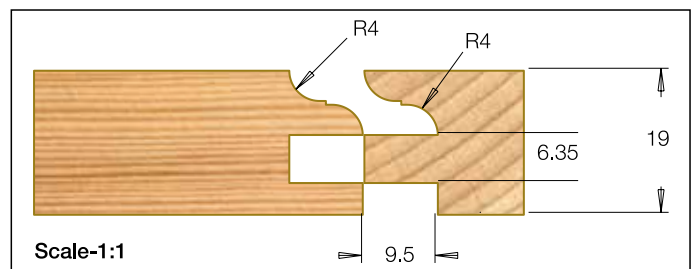


### Set 4

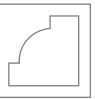
	øD	B	B1	Code No.	L	ød	n
Complete	62.0	30.0	6.35	8451129	75.0	12	18,000
Router Cutter A	62.0	30.0	6.35	8450129	75.0	12	18,000
Router Cutter B	62.0	30.0	6.35	8450029	75.0	12	18,000

Spare parts:

			
T.C. Blade A	T.C. Blade B	Torx screw	Torx key
#314 501 2	#314 500 2	#193 395 0	194 101 5
30x23x2	30x23x2	M4x6	T - 15



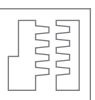
Grooving & Sizing



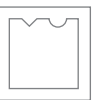
Profiling & Chamfering



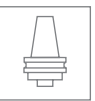
Door Frame & Panel



Jointing & Rebating



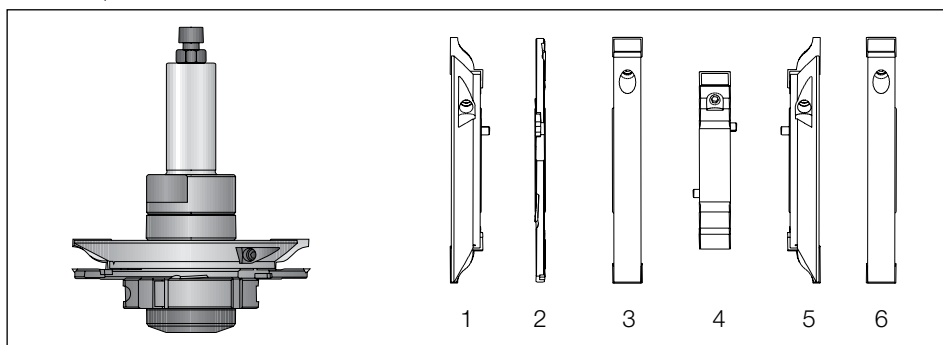
Carving



Clamping Systems & Adapters

## Counter - Profile CNC Router Set

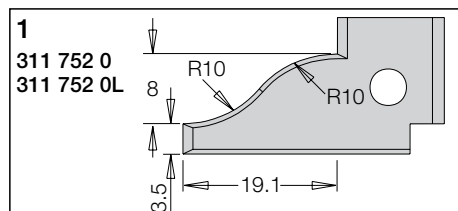
Disposable insert router cutter set complete with a maximum of six different cutters. Suitable for producing various thickness profile / counter profile joints in softwood, hardwood and man-made boards by using combinations of the supplied cutters. For use on routers and machining centres with CNC control. Max wood thickness 34 mm. Set No. 3 was made in order to let the user work with both required assemblies at the same time without turning over the wood piece



Set.No.	øD	Code No.	Cutters	B	Wood Sample Type	L	d	n
Set 1	120	842031H	1,2,3,4	20-35	1, 2	135	25	12,000
Set 2	120	842036H	1,2,3,4,5	20-35	1, 2, 3	125	25	12,000
set 3	120	842061H	1,2,3,2*4,5,6	20-35	1,3,4	125	25	12,000

⚠ Also available with HSK or ISO adapters.

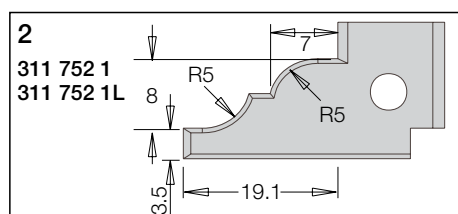
øD	B	Code No.	Cutter No.	Profile	z	ød
120	16.0	8421113	1	1	2	20
120	5.0	8420123	2		4	20
120	15.0	8420133	3		2	20
88	15.0	8420143	4		2	20
120	16.0	8421153	5	1	2	20
120	15.0	8420163	6		2	20



Set.No.	øD	Code No.	Cutters	B	Wood Sample Type	L	d	n
Set 1	120.0	842032H	1,2,3,4	20-35	1, 2	135.0	25.0	12,000
Set 2	120.0	842037H	1,2,3,4,5	20-35	1, 2, 3	125.0	25.0	12,000
set 3	120.0	842062H	1,2,3,2*4,5,6	20-35	1,3,4	125.0	25.0	12,000

⚠ Also available with HSK or ISO adapters.

øD	B	Code No.	Cutter No.	Profile	z	ød
120	16	8422113	1	2	2	20
120	5	8420123	2		4	20
120	15	8420133	3		2	20
88	15	8420143	4		2	20
120	16	8422153	5	2	2	20
120	15	8420163	6		2	20



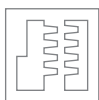
Grooving & Sizing



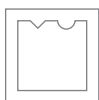
Profiling & Chamfering



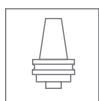
Door Frame & Panel



Jointing & Rebating




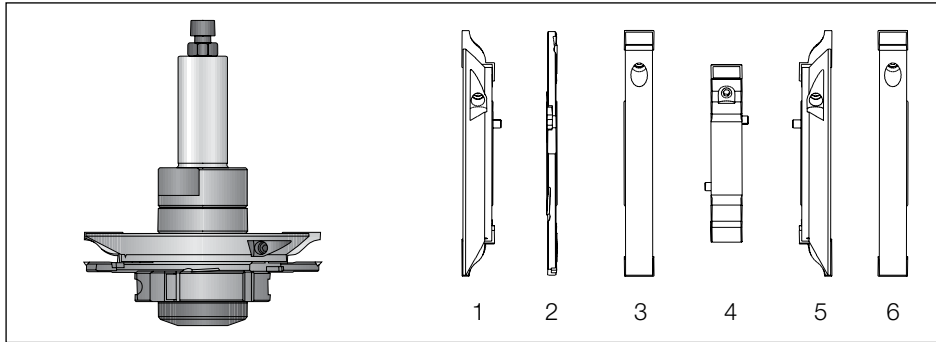
Carving



Clamping Systems & Adapters

## Counter - Profile CNC Router Set

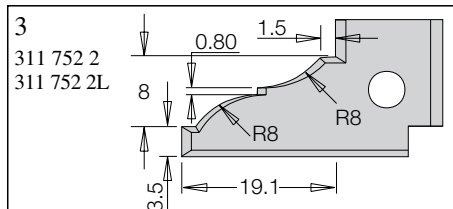
Disposable insert router cutter set complete with a maximum of six different cutters. Suitable for producing various thickness profile / counter profile joints in softwood, hardwood and man-made boards by using combinations of the supplied cutters. For use on routers and machining centres with CNC control. Max wood thickness 34 mm. Set No. 3 was made in order to let the user work with both required assemblies at the same time without turning over the wood piece



Set.No.	øD	Code No.	Cutters	B	Wood Sample Type	L	d	n
Set 1	120	842033H	1,2,3,4	20-35	1, 2	135	25	12,000
Set 2	120	842038H	1,2,3,4,5	20-35	1, 2, 3	125	25	12,000
set 3	120	842063H	1,2,3,2*4,5,6	20-35	1,3,4	125	25	12,000

Also available with HSK or ISO adapters.

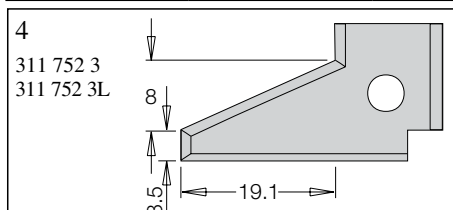
øD	B	Code No.	Cutter No.	Profile	z	ød
120	16	8423113	1	3	2	20
120	5	8420123	2		4	20
120	15	8420133	3		2	20
88	15	8420143	4		2	20
120	16	8423153	5	3	2	20
120	15	8420163	6		2	20



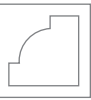
Set.No.	øD	Code No.	Cutters	B	Wood Sample Type	L	d	n
Set 1	120	842034H	1,2,3,4	20-35	1, 2	135	25	12,000
Set 2	120	842039H	1,2,3,4,5	20-35	1, 2, 3	125	25	12,000
set 3	120	842064H	1,2,3,2*4,5,6	20-35	1,3,4	125	25	12,000

Also available with HSK or ISO adapters.

øD	B	Code No.	Cutter No.	Profile	z	ød
120	16	8424113	1	4	2	20
120	5	8420123	2		4	20
120	15	8420133	3		2	20
88.0	15	8420143	4		2.0	20.0
120.0	16	8424153	5	4	2.0	20.0
120.0	15	8420163	6		2.0	20.0



Grooving & Sizing



Profiling & Chamfering



Door Frame & Panel



Jointing & Rebating

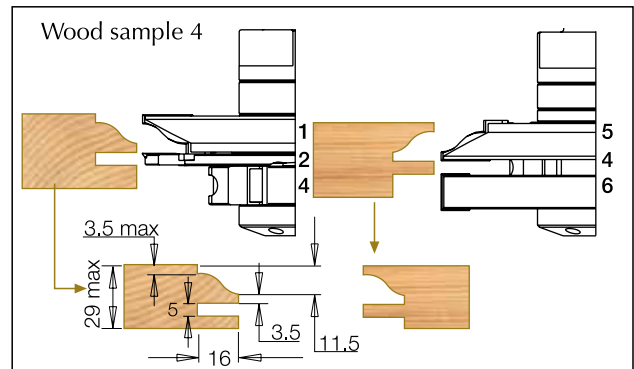
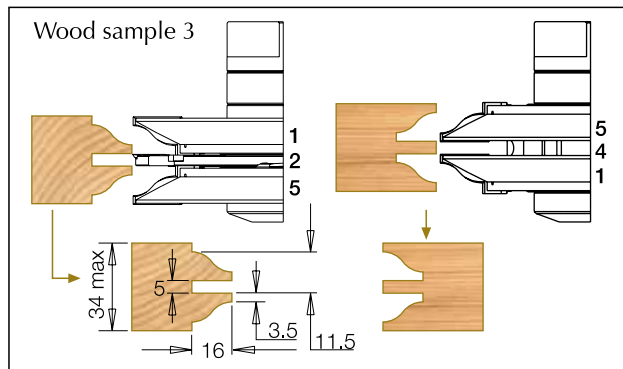
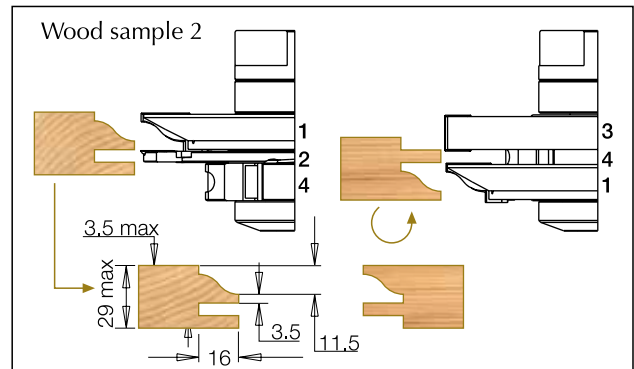
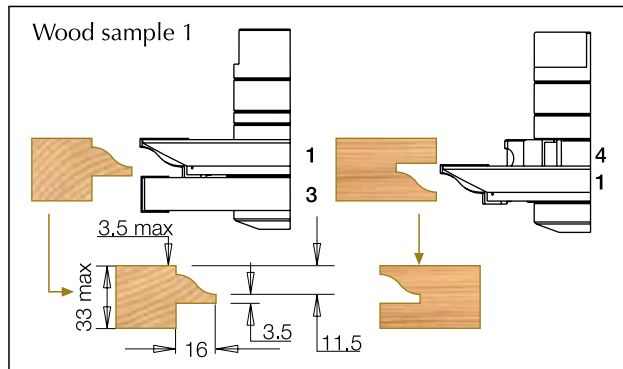


Carving










































Clamping Systems & Adapters

## Counter - Profile CNC Router Set

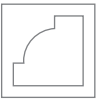


### Spare Parts:

								
	Arbor	Spacer	Spacer	Spacer	Cover	Arbor screw	Stopper screw	Allen key
	#190 820 H	#196 360 0	#196 365 0	#196 370 0	#199 720 3	#193 608 0	#193 042 0	#194 015 0
	L=127	5x45	10x45	13x45	12x45	M5x20	M8x16	S4
								
Cutter 1	T.C. Blade Profile 1	T.C. Blade Profile 2	T.C. Blade Profile 3	T.C. Blade Profile 4	Wedge	Allen screw	Torx screw	Allen key
	#311 752 0	#311 752 1	#311 752 2	#311 752 3	#199 032 6	#193 026 5	#193 148 2	#1940035
	15.7x30x2	15.7x30x2	15.7x30x2	15.7x30x2	L=14	M6x16	M8x5.6	S3
								
Cutter 2	T.C. Blade	T.C. Blade	T.C. Blade nut	T.C. Blade nut	Torx screw	Torx key		
	#300 850 4	#300 850 2	#192 360 0	#192 350 0	#193 030 0	#194 110 0		
	18x18x2.5	14x14x1.2	M4*0.5D=9.9	M4*0.5D=11.9	M4x4	T9		
								
Cutter 3	T.C. Blade	Wedge	Allen screw	Allen key				
	#311 451 2	#199 038 5	#193 026 5	#194 003 5				
	14.3x12x1.5	L=13.5	M6x16	S3				
								
Cutter 4	T.C. Blade	Wedge	Allen screw	Allen key				
	#300 052 7	#199 038 5	#193 026 5	#194 003 5				
	15x12x1.5	L=13.5	M6x16	S3				
								
Cutter 5	T.C. Blade	T.C. Blade	T.C. Blade	T.C. Blade	Wedge	Allen screw	Torx screw	Allen key
	#311 752 0 L	#311 752 1 L	#311 752 2 L	#311 752 3 L	#199 032 6	#193 026 5	#193 148 2	#1940035
	15.7x30x2	15.7x30x2	15.7x30x2	15.7x30x2	L=14	M6x16	M4x5.6	S3



Grooving & Sizing




Profiling & Chamfering



Door Frame & Panel



Joining & Rebating



Carving


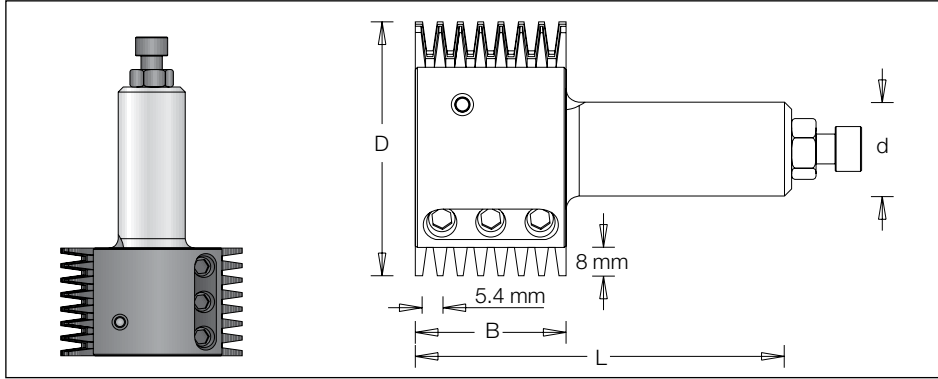


Clamping Systems & Adapters



### Finger Joint Router Cutter

Disposable insert finger jointing router cutter complete with two cutting flutes. Suitable for producing finger joints in softwoods, hardwoods and man-made boards. For use on routers and machining centres with CNC control.



øD	Code No.	B	Z	L	ød	n
70	8560110	40	2	100	25	12,000

⚠ Also available with 20 mm diameter shank.

#### Spare Parts:



T.C. Blade  
315 650 2  
40x28x1.5



Supporting plate  
199 110 1  
40x22.5x4



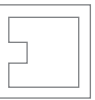
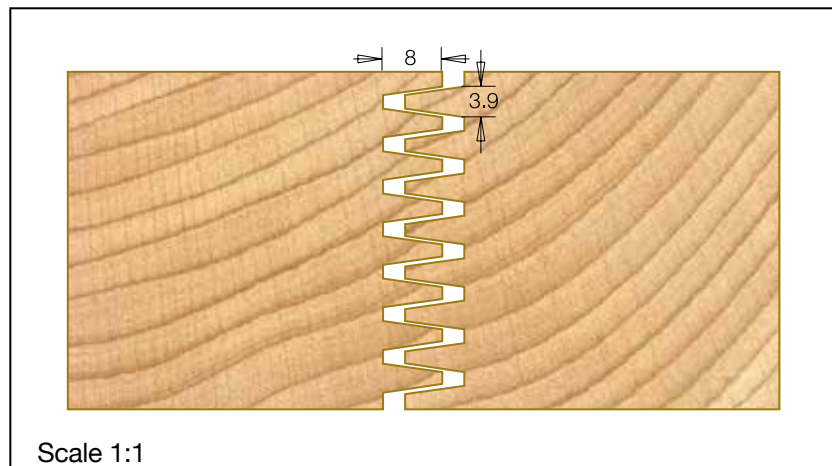
Allen screw  
193 040 0  
M8x10



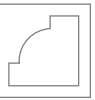
Wedge  
199 022 0  
40x13.5x8



Allen key  
194 015 0  
S-4



Grooving & Sizing



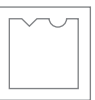
Profiling & Chamfering



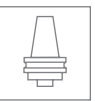
Door Frame & Panel



Jointing & Rebating

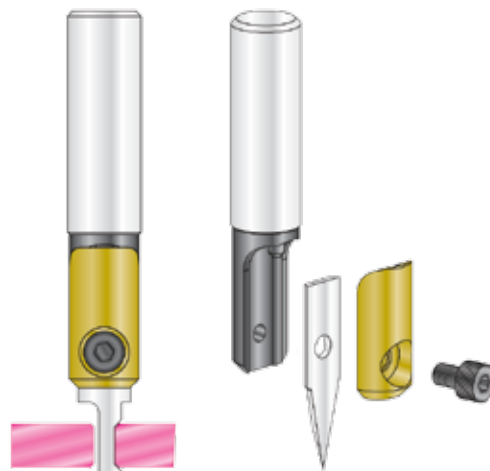



Carving



Clamping Systems & Adapters

## Engraving System




The versatile Engraving Insert System features one tool body with 40 unique insert knives of the highest industrial quality, to ensure cleaner cuts and longer life than most other standard solid router bits.

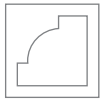
Designed for a wide variety of applications including straight cut, core box, round corner, V-grooves and cutting & chamfering. Ideal for cutting laminated materials, veneers, MDF, plastics, wood and solid surfaces.

The system was specially engineered to enable a quick, easy exchange of inserts while mounted in CNC machines; eliminating setup-time while maintaining consistent cutting accuracy. The balanced design minimizes vibration resulting in superior cutting.

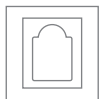
CNC



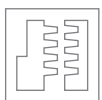
Grooving & Sizing



Profiling & Chamfering



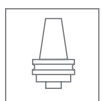
Door Frame & Panel



Jointing & Rebating

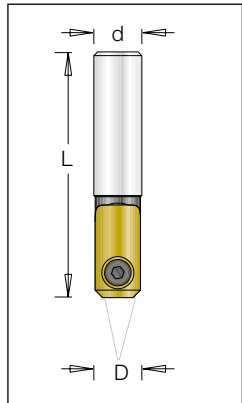


Carving



Clamping Systems & Adapters

## Engraving System



Code No.	D	L	ød
G1853x05*	12	65	8
G1853x09*	12	65	12

Also available with 1/4 & 1/2 diameter shank.

\*Body only.



Allen screw  
#193 807 0  
M4x6



Allen key  
#194 003 0  
S3



V-Groove 30°  
Engraving  
Insert Knives

Code No.	D
* 3185005	0.12
* 3185006	0.24
3185007	0.5
3185008	0.75
3185009	1.0
3185010	1.5
3185011	2.25

øD

V-Groove 60°  
Engraving  
Insert Knives

Code No.	D
* 3185018	0.12
* 3185019	0.25
3185020	0.5
3185021	0.75
3185022	1.0
3185023	1.5
3185024	2.25

øD

V-Groove 90°  
Engraving  
Insert Knives

Code No.	D
3185014	0.12
3185015	0.24
3185016	0.5
3185017	1

øD

Straight  
Engraving  
Insert Knives

Code No.	D	B
3185032	3.2	5
3185033	4.76	6
3185034	6.35	7
3185035	7.94	8

D, B

\*Only for use with controllable feed rate machines.

Core box  
Engraving  
Insert Knives

Code No.	R	B
3185028	1.6	5
3185029	2.4	6
3185030	3.2	7
3185031	4.0	8

B, R

Corner round  
Engraving  
Insert Knives

Code No.	R	B
3185025	1.6	8
3185026	2.4	8
3185027	3.2	8

B, R

3.2

Cutting and chamfering  
Engraving  
Insert Knives

Code No.	B
3185040	0.5
3185036	1.0
3185002	1.5
3185037	1.8
3185041	2.3
3185042	3.3
3185012	3.6

Code No.	B
3185043	4.3
3185013	4.6
* 3185003	5
* 3185044	5.5
* 3185038	6.3
* 3185039	8.3

B, ø6, ø3.5

\* \* Only for Chamfer operation.

3.5

Scale -1:1



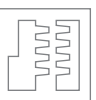
Grooving  
& Sizing



Profiling  
& Chamfering



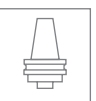
Door Frame  
& Panel



Joining &  
Rebating



Carving



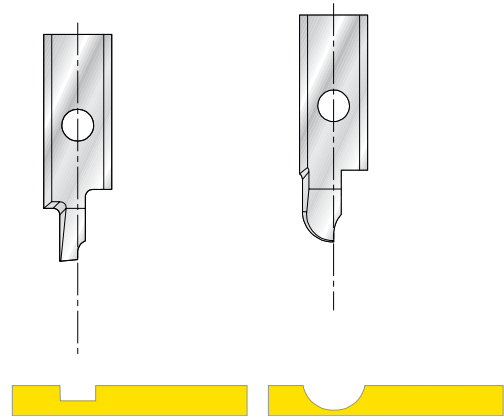
Clamping  
Systems &  
Adapters

## Engraving System

### Engraving System feed Rates.

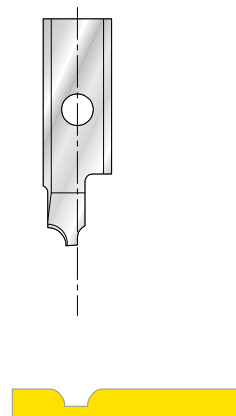
**Straight and Core Box Max. Feed Vars. RPM (Cutting Depth 1D) mm/min**

Head Diameter (mm)	3.2	4.76	6.35	7.93
Rotation Speed (RPM)	Recomended Feed Rate (mm/min)			
6000	600	780	900	1080
7000	700	910	1050	1260
8000	800	1040	1200	1440
9000	900	1170	1350	1620
10000	1000	1300	1500	1800
11000	1100	1430	1650	1980
12000	1200	1560	1800	2160
13000	1300	1690	1950	2340
14000	1400	1820	2100	2520
15000	1500	1950	2250	2700
16000	1600	2080	2400	2880
17000	1700	2210	2550	3060
18000	1800	2340	2700	3240
19000	1900	2470	2850	3420
20000	2000	2600	3000	3600
21000	2100	2730	3150	3780
22000	2200	2860	3300	3960
23000	2300	2990	3450	4140
24000	2400	3120	3600	4320
25000	2500	3250	3750	4500
26000	2600	3380	3900	4680
27000	2700	3510	4050	4860
28000	2800	3640	4200	5040




**Round Corner Reccomended Feed Vars. RPM mm/min**

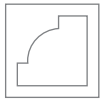
Knife Radius (mm)	1.6	2.4	3.2
Rotation Speed (RPM)	Recomended Feed Rate (mm/min)		
6000	1500	1320	1200
7000	1750	1540	1400
8000	2000	1760	1600
9000	2250	1980	1800
10000	2500	2200	2000
11000	2750	2420	2200
12000	3000	2640	2400
13000	3250	2860	2600
14000	3500	3080	2800
15000	3750	3300	3000
16000	4000	3520	3200
17000	4250	3740	3400
18000	4500	3960	3600
19000	4750	4180	3800
20000	5000	4400	4000
21000	5250	4620	4200
22000	5500	4840	4400
23000	5750	5060	4600
24000	6000	5280	4800
25000	6250	5500	5000
26000	6500	5720	5200
27000	6750	5940	5400
28000	7000	6160	5600



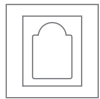
CNC



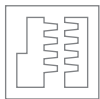
Grooving & Sizing



Profiling & Chamfering



Door Frame & Panel



Jointing & Rebating



Carving



Clamping Systems & Adapters

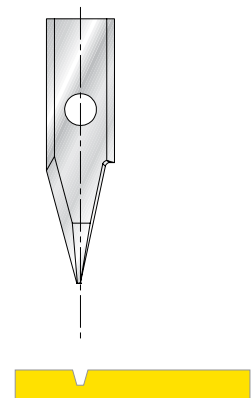


## Engraving System

### Engraving System Feed Rates.

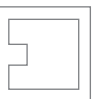
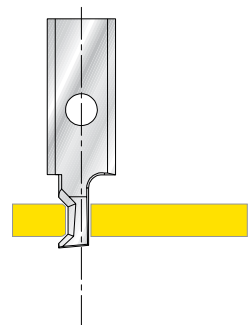
V-Groove Routing Recommended Max. Feed Vars. RPM (inch/min)

Head Diameter (D) mm	0.1	0.25	0.5	0.75	1	1.5	2.25
Rotation Speed (RPM)	Max. Feed Rate mm/min						
6000	480	1200	2400	3600	NO LIMIT		
7000	560	1400	2800				
8000	640	1600	3200				
9000	720	1800	3600				
10000	800	2000	4000				
11000	880	2200					
12000	960	2400					
13000	1040	2600					
14000	1120	2800					
15000	1200	3000					
16000	1280	3200					
17000	1360	3400					
18000	1440	3600					
19000	1520	3800					
20000	1600						
21000	1680						
22000	1760						
23000							
24000	1920						
25000	2000						
26000	2080						
27000	2160						
28000	2240						

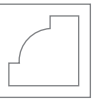


Sizing and Chamfering Recommended Feed Vars. RPM mm/min

Material Thickness (mm)	2	3	4.6	5.6	6	7.2	8
Rotation Speed (RPM)	Recommended Feed Rate (mm/min)						
6000	1500	1320	1200	1080	1500	1320	1200
7000	1750	1540	1400	1260	1750	1540	1400
8000	2000	1760	1600	1440	2000	1760	1600
9000	2250	1980	1800	1620	2250	1980	1800
10000	2500	2200	2000	1800	2500	2200	2000
11000	2750	2420	2200	1980	2750	2420	2200
12000	3000	2640	2400	2160	3000	2640	2400
13000	3250	2860	2600	2340	3250	2860	2600
14000	3500	3080	2800	2520	3500	3080	2800
15000	3750	3300	3000	2700	3750	3300	3000
16000	4000	3520	3200	2880	4000	3520	3200
17000	4250	3740	3400	3060	4250	3740	3400
18000	4500	3960	3600	3240	4500	3960	3600
19000	4750	4180	3800	3420	4750	4180	3800
20000	5000	4400	4000	3600	5000	4400	4000
21000	5250	4620	4200	3780	5250	4620	4200
22000	5500	4840	4400	3960	5500	4840	4400
23000	5750	5060	4600	4140	5750	5060	4600
24000	6000	5280	4800	4320	6000	5280	4800
25000	6250	5500	5000	4500	6250	5500	5000
26000	6500	5720	5200	4680	6500	5720	5200
27000	6750	5940	5400	4860	6750	5940	5400
28000	7000	6160	5600	5040	7000	6160	5600



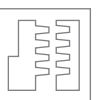
Grooving & Sizing



Profiling & Chamfering



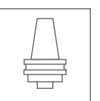
Door Frame & Panel



Jointing & Rebating



Carving

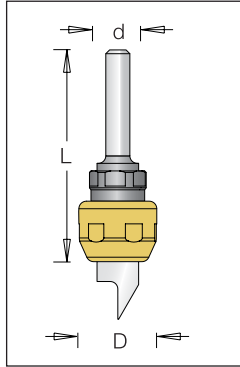


Clamping Systems & Adapters

## Mini Engraving 1/8" Shank

**NEW**

1/8" shank mini engraving system for small CNC machines with seven different knife profiles for curving and engraving. Ideal for cutting veneers, MDF, plastics, wood and solid surfaces.



Code No.	D	L	ød
G1853x3Z*	10.3	28	3.18

\*Body only.



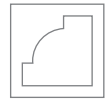
key  
#1940011



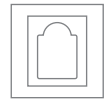
key  
#1940012



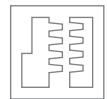
Grooving & Sizing



Profiling & Chamfering



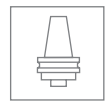
Door Frame & Panel



Jointing & Rebating

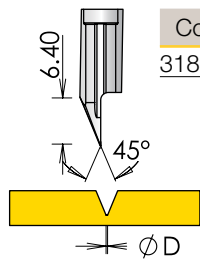


Carving



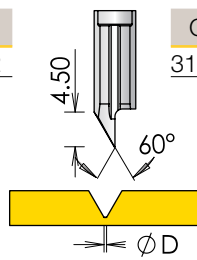
Clamping Systems & Adapters

V-Groove 30°  
Engraving  
Insert Knives



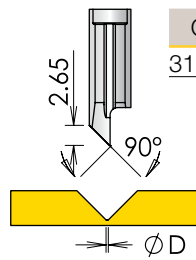
Code No.	D
3185202	0.2

V-Groove 60°  
Engraving  
Insert Knives



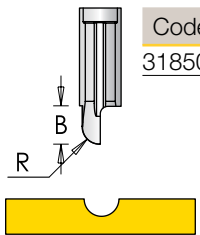
Code No.	D
3185503	0.2

V-Groove 90°  
Engraving  
Insert Knives



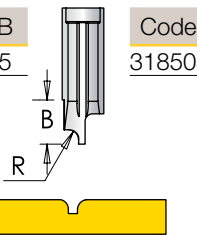
Code No.	D
3185204	0.2

Corer Box  
Engraving  
Insert Knives



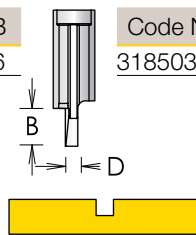
Code No.	R	B
3185032	2.3	5

Corner round  
Engraving  
Insert Knives



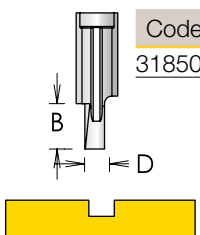
Code No.	R	B
3185032	1.3	6

Straight  
Engraving  
Insert Knives



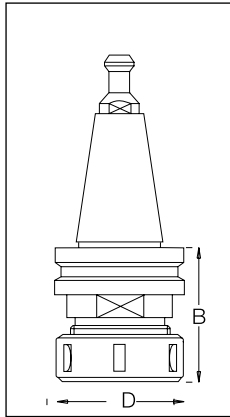
Code No.	D	B
3185032	2.3	5

Straight  
Engraving  
Insert Knives



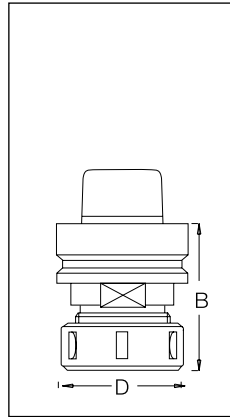
Code No.	D	B
3185032	3.3	6

## Tool Holder for CNC Machine



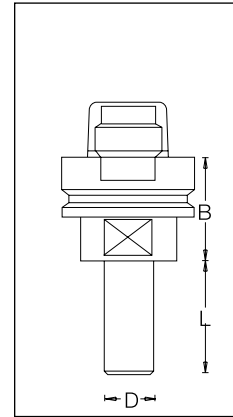
ISO Tool Holder

Code No.	Adapter standard	øD	B	ød
641011	ISO 30	50	42	ER32
641012	ISO 30	63	55	ER40
641021	ISO 40	50	63	ER32
641019	ISO 40	63	73	ER40



HSK Tool Holder

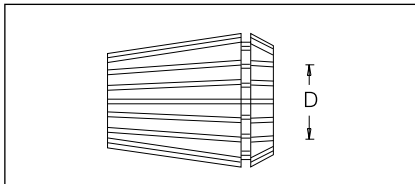
Code No.	Adapter standard	øD	B	ød
641031	HSK63	50	76	ER32
641030	HSK63	63	76	ER40
615100	HSK63	63	115	ER40
615098	HSK63	60	76	462E
615099	HSK63	60	115	462E



HSK Tool Holder with An Arbor

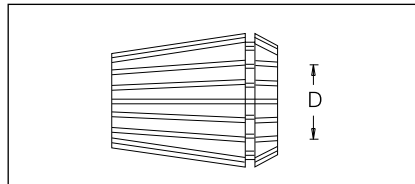
Code No.	Adapter standard	øD	B	L
643001	HSK63	30	33	55
643002	HSK63	30	33	100

### Collets for ER32 Nut



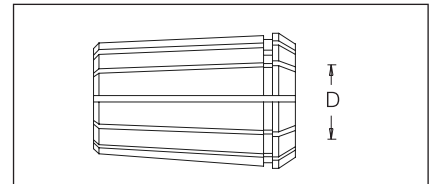
øD	Code No.
2-3	615040
3-4	615041
4-5	615042
5-6	615043
6-7	615044
7-8	615012
8-9	615046
9-10	615010
10-11	615048
11-12	615049
12-13	615009
13-14	615051
14-15	615008
15-16	615053
16-17	615054
17-18	615055
18-19	615056
19-20	615011
Complete set for ER 32 collets	615090

### Collets for ER40 Nut



øD	Code No.
3-4	615060
4-5	615061
5-6	615062
6-7	615063
7-8	615064
8-9	615065
9-10	615007
10-11	615031
11-12	615032
12-13	615006
13-14	615070
14-15	615005
15-16	615030
16-17	615073
17-18	615074
18-19	615004
19-20	615003
20-21	615077
21-22	615078
22-23	615079
23-24	615080
24-25	615002
25-26	615001
Complete set for ER40 collets	615091

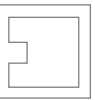
### Collets for 462E Nut



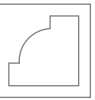
øD	Code No.
4.5-5.0	615105
5.5-6.0	615106
7.5-8.0	615108
9.5-10.0	615109
11.5-12.0	615110
13.5-14.0	615111
15.5-16.0	615115
17.5-18.0	615116
19.5-20.0	615117
24.5-25.0	615118
Complete set for 462E collets	



Key	Code. No.
For ER32 nut	631004
For ER40 nut	631003



Grooving & Sizing



Profiling & Chamfering



Door Frame & Panel



Jointing & Rebating

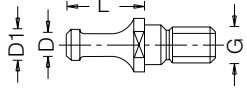


Carving

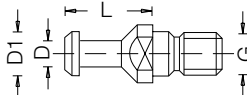


Clamping Systems & Adapters

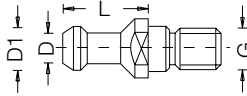
### Tool Holder for CNC Machine



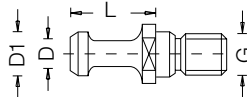
For machines	Adapter	Code No.	øD1	øD	L	G
Morbidelli, SCM	ISO 30	650010	8.5	6.5	22	M10



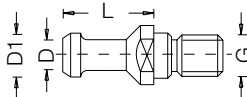
Busellato, Weeke, Bulleri	ISO 30	650011	13	9	24	M12
Cosmec, Reichenbacher	ISO 40	650020	19	14	26	M16



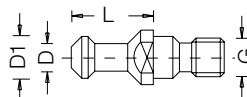
Alberti, Vitap, Masterwood	ISO 30	650013	13	9	24	M12
----------------------------	--------	--------	----	---	----	-----



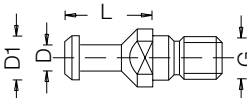
Esseteam	ISO 30	650014	12	8	24	M12
----------	--------	--------	----	---	----	-----



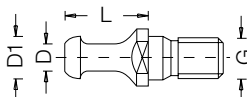
CMS	ISO 30	650015	12.8	9	24	M12
-----	--------	--------	------	---	----	-----



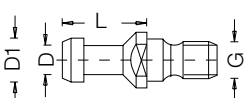
Belotti	ISO 30	650016	13	9	23	M12
---------	--------	--------	----	---	----	-----



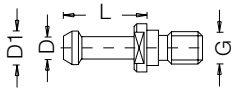
Cosmec, Reichenbacher	ISO 40	650020	19	14	26	M16
-----------------------	--------	--------	----	----	----	-----



Biesse	ISO 30	650017	12	8	24	M12
--------	--------	--------	----	---	----	-----




Biesse Masterwood	ISO 30	650018	13	9	24	M12
-------------------	--------	--------	----	---	----	-----

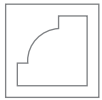


Shoda (BT30-BT40), Heian (BT35)	BT 30	650031	11	7	23	M12
	BT 35	650040	13	8.5	28	M12
	BT 40	650050	15	10	35	M16

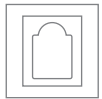
CNC



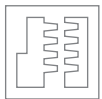
Grooving & Sizing



Profiling & Chamfering



Door Frame & Panel



Jointing & Rebating



Carving

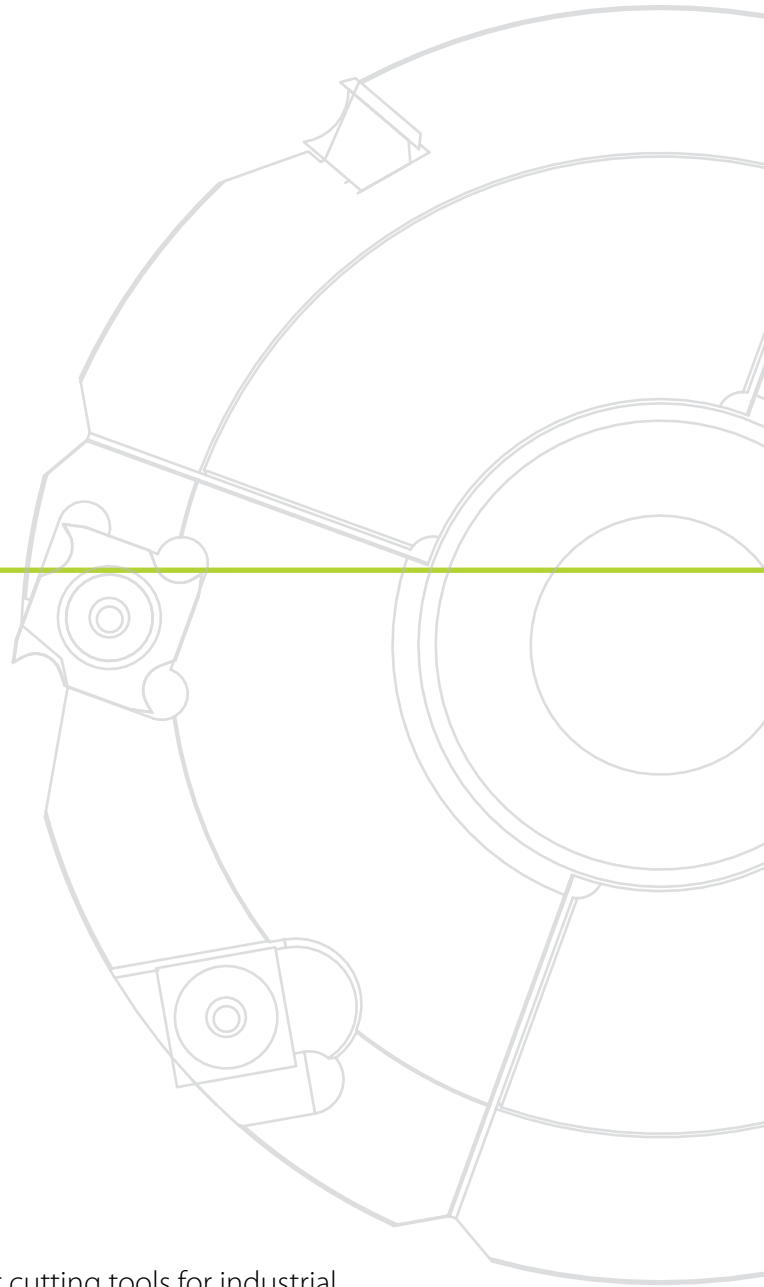


Clamping Systems & Adapters





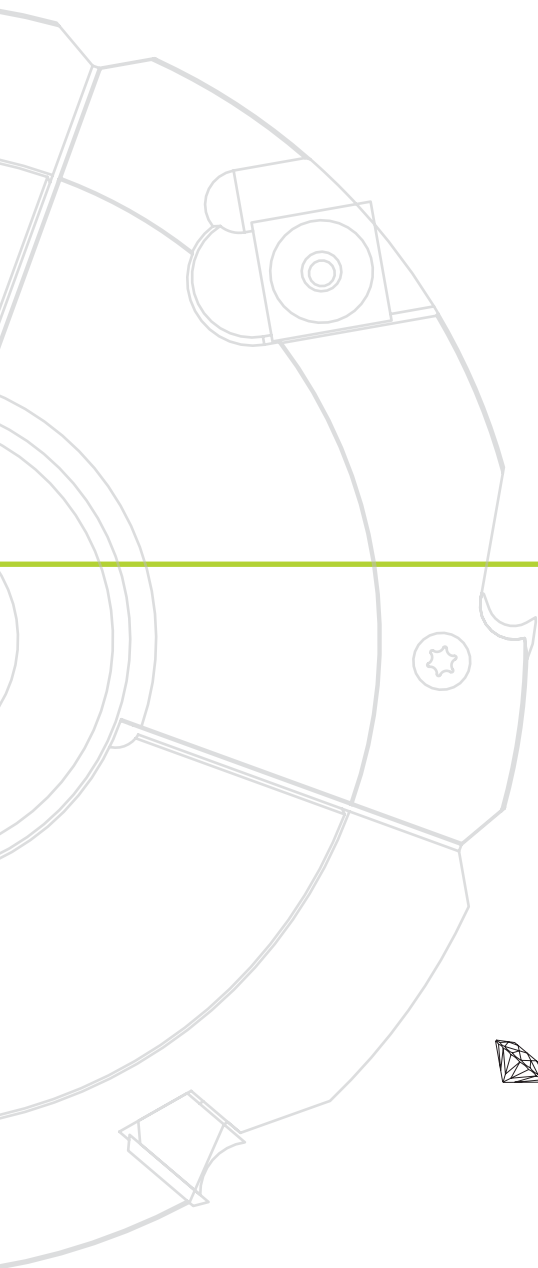
# Cutters




A comprehensive range of standard and custom shaper cutting tools for industrial and professional use.

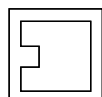
- Cutters with replaceable knife system for industrial applications
- Diversified range of brazed cutters, specially designed for high precision
- Multi-profile system with over 200 knife profile variations
- Polycrystalline Diamond (PCD) tool technology, for ultra-hard-wearing, long-life cutting quality and reliability in man-made boards, composite materials, non-ferrous metals and plastics.

quality and reliability in man-made boards, composite materials, non-ferrous metals and plastics.

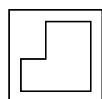


# Cutters INDEX

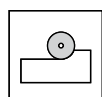
Illustrated Visual Index	122 - 123
Technical Information	124 - 127
 Diamond (PCD) Tool <b>NEW</b>	128 - 130
Grooving	131 - 138
Rebating	139 - 140
Planing Heads	141 - 144
Profiling	145 - 157
Jointing	158 - 161
Biscuit Jointer Cutter	160 - 161
Door Frame & Panel	162 - 173
Multi Profile System	174 - 189



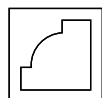
Grooving



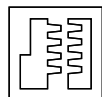
Rebating



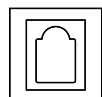
Planning



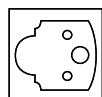
Profiling






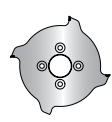
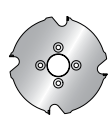
Jointing


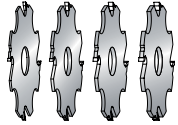
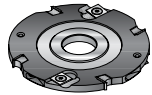

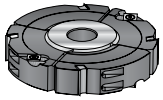




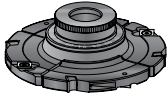


Door Frame & Panel





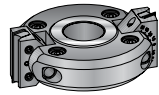


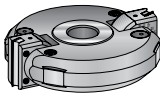
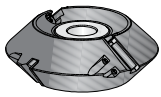
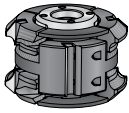
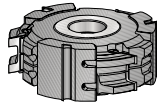

Multi Profile



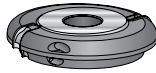

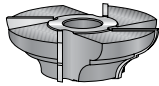
				
<b>NEW</b>	<b>NEW</b>	<b>NEW</b>	<b>NEW</b>	<b>NEW</b>
PCD - Jointing Cutter-heads for Edge Bending Machines	PCD - Straight Trimming Cutters	PCD - Radius Trimming Cutters	PCD - Biscuit Grooving Cutter for Lamello Machines	PCD - Profile Grooving Cutter for Lamello Profile Connectors
128	129	129	130	130

				
Grooving Cutter 3 - 20mm	Adjustable Brazed Grooving Cutter Set 3-18 mm	Grooving Cutter with Scorers 4 - 12mm	Adjustable Brazed Grooving Cutter with Scorers 1.8 - 50mm	Adjustable Grooving and Rebating Cutter with Scorers 4 - 100mm
131	132	133	134	135

				
Adjustable Grooving Cutter with Scorers 4 - 15.5mm	Adjustable Thin Kerf Grooving Cutter 1.5 - 6mm	Adjustable Grooving Cutter with Scorers (with ring nut) 4 - 24mm	Rebating Cutter	Rebating Cutter
136	137	138	139	140


				
Roughing Cutter Planer Head with TC blades	Roughing Cutter Planer Head 14x14x2 TC Blades	Disposable Insert Planning Cutter Head	Finish cutter Planer Head with HSS/TC blades	Adjustable Beveling Cutter
141	141	142	143-144	145

				
Adjustable Beveling Cutter	Chamfering Cutter	Adjustable Rounding & Chamfering Cutter Set	Adjustable Rounding & Rebating Cutter	Rounding Over Cutter
146	147	148-149	150	151

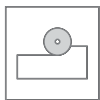
				
Convert Profile Cutter	Concave Profile Cutter	Corner Round / Cove Cutter	Multi Round Over Cutter	Custom Made Profile Cutters
152	150	154	155	156



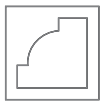
Grooving



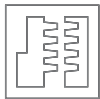
Rebating



Planning



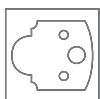
Profiling



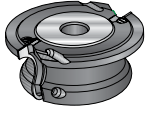

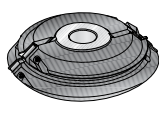
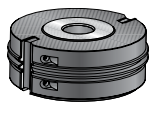

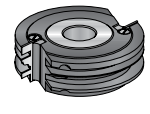
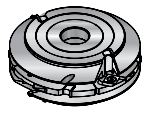
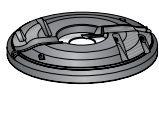
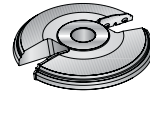
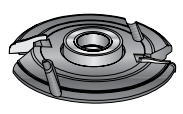
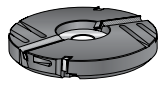
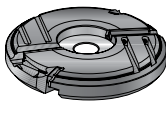
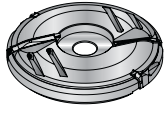
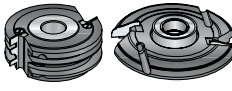

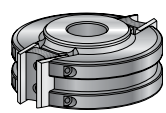
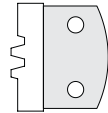
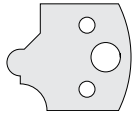
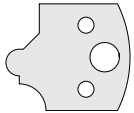
Jointing



Door Frame & Panel

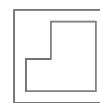


Multi Profile

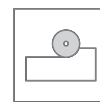
				
Handrail Cutter	Glue Joint Cutter	Disposable Insert 45° Mitre Lock Cutter	Glue Joint Cutter	Biscuit Joints Cutter
157	158	158	159	160-161
				
Tongue & Groove Cutter	Counter - Profile Cutters Set	Raised Panel Cutter	Raised Panel Cutter	Raised Panel Cutter
162	163-165	166	167	168
				
Raised Panel Cutter	Raised Panel Cutter	Raised Panel Cutter	Isis - Combine Set for Raised Panel & Tongue & Groove	Combined Set - for Raised Panel and Tongue & Groove
169	170	171	172	173
				
Multi Profile System Cutters 40/50 mm	Multi Profile System 40 mm T.C.T	Multi Profile System 40 mm	Multi Profile System 50 mm	
174	175	176-184	185-189	



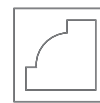
Grooving



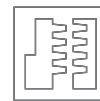
Rebating



Planning



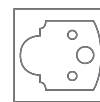
Profiling



Jointing



Door Frame & Panel



Multi Profile

### Technical Information

#### GROOVING AND REBATING

**Application:** Brazed and replaceable carbide knives Cutters for Grooving and rebating with a fixed or adjustable width for making slots and rebating in all types of wood, for use with mechanical or hand feed according to the EN 847 standard requirements.

**Machine:** Spindle Molder or Multi spindle

**Material:** Solid Wood, Boards.

**Technical Information:** The adjusting in adjustable cutters is done with a set of spacer rings with a minimum step of 0,05 or continuous adjusting by a ring nut. Bore size accuracy H7 a range of dimensions between 1" to 50mm.



#### PRE PLANER

**Application:** Rough Planning.

**Machine:** Spindle molder and multi spindle molder machines.

**Material:** Soft and Hard wood.

**Technical Information:** Six spiral flute, large gullet segmented edge by large number of 2 or 4 sided knives which allow fast feed rate, low noise and energy saving. An additional finish pass will be required for fine surface finish.



#### FINE PLANER

**Application:** Fine quality planning.

**Machine:** Spindle molder and multi spindle machine.

**Material:** Soft and hard wood.

**Technical information:** Cutter heads with HW and HSS quality replaceable knives.



The replaceable carbide knives cutter head includes unique design for fast knife replacement, large gullet space and a special HSS chip flow edge on the wedge in order to maintain smooth chip flow. Also a long lasting lifetime for the cutter parts, with a unique quick clamping system. The finish planning heads can be used with either four planning knives or with two knives and an additional attachment for rounding /chamfering corners.


#### PROFILE CUTTERS AND SETS

**Application:** Brazed and replaceable carbide knives Cutters for Profiling and Joining in all types of wood, for use with mechanical or hand feed according to the EN 847 standard requirements.

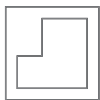
**Machine:** Spindle molder.

**Material:** Solid wood and boards.

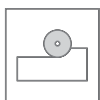
**Technical information:** Cutter body made from Alloy steel for heavy use or Aluminum for light machines



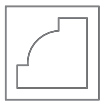
Grooving



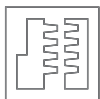
Rebating



Planning



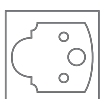
Profiling



Jointing



Door Frame & Panel



Multi Profile

### Technical Information

#### Determination of Number of Teeth (Chart 1)

For your convenience we have drawn up some charts in order to assist you in better defining your tool.

The table below indicates the required number of teeth, (Z), for a cutterhead according to:

- Rotation speed, n (min<sup>-1</sup>)
- Feed rate, s (m.min<sup>-1</sup>)
- Tooth progress, fz (mm) in each rotation

suggested values for fz\*:

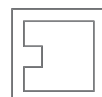
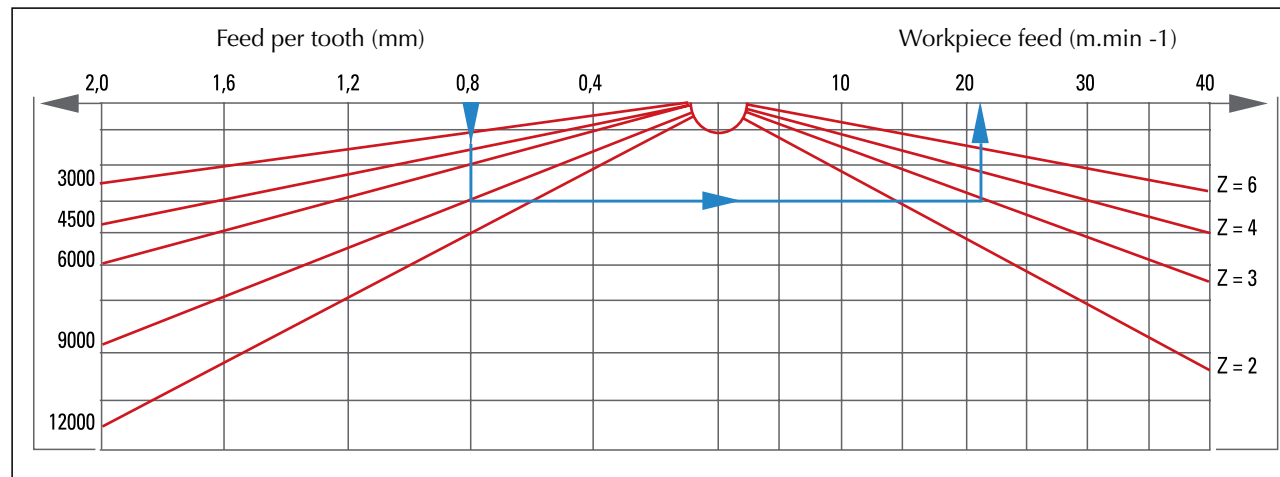
- 0.3 to 0.8 mm fine
- 0.8 to 2.5 mm smooth
- 2.5 to 5.0 mm coarse

\* The best finish is obtained when a tooth progress of between 0.3 and 0.8 mm is achieved.

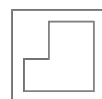
Example:

- fz = 0.8 required
- Rotation speed, n = 3500 min<sup>-1</sup>
- Feed rate, s = 20 m.min<sup>-1</sup>
- Number of teeth, Z = ?
- From the table we obtain Z = 3

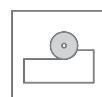
(Chart 1)



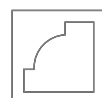
Grooving



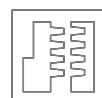
Rebating



Planning



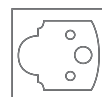
Profiling



Jointing



Door Frame & Panel



Multi Profile

### Determination of linear Cutting Speed (Vc) (Chart 2):

- The linear cutting speed (Vc) can be calculated when the diameter of the tool and rotational speed are known.
- The maximum permitted rotational speed, „n max.“, of each tool is etched on the tool body.
- This is not the optimum speed, but the maximum safe operating speed which must not be exceeded.
- As a rule, the optimum speed is 20% – 30% below the maximum speed.

$$n \text{ (r.p.m)} = \frac{1000 \cdot 60}{\pi \cdot D} \cdot \frac{Vc}{\text{sec}}$$

$$Vc = \frac{\pi \cdot D \cdot n}{60,000}$$

$Vc = \text{Speed } \frac{\text{M}}{\text{sec}}$   
 $D = \text{Diameter mm}$   
 $n = \text{Spindle R. P.M.}$

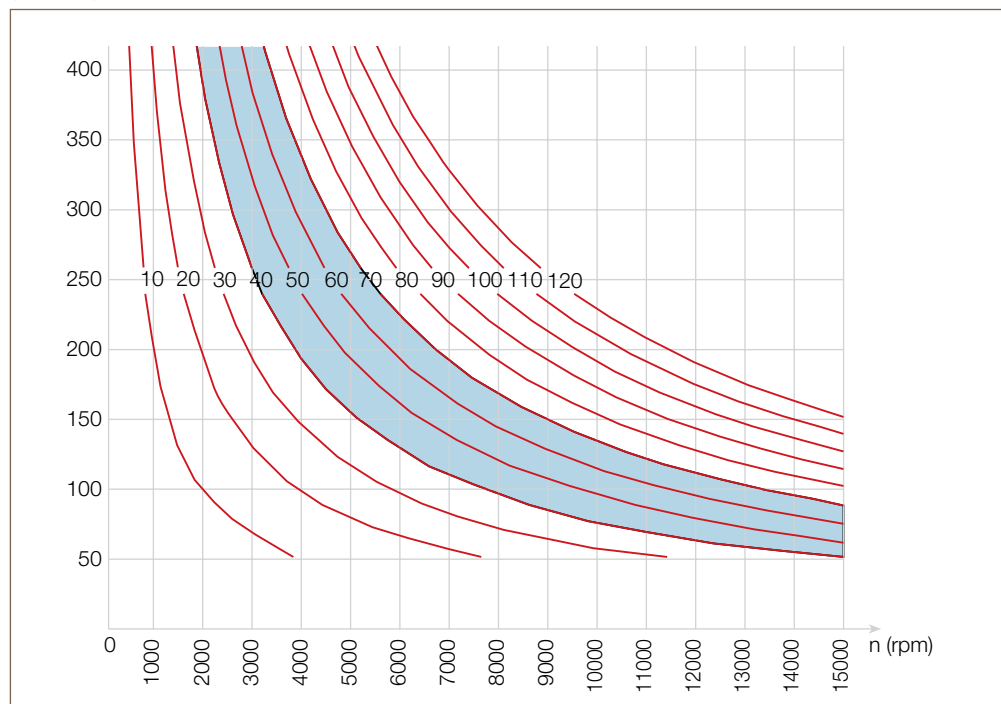
Example:

- D = 140 mm
- r.p.m. = 8000 min<sup>-1</sup>
- vc = ?
- From the table we obtain vc = 58,6 m · sek<sup>-1</sup>
- In relation to tool diameter, D, the optimum rotational speed can be obtained from the table


Example:

- Cutter diameter D = 140 mm optimum rotational speed range n = 5500 – 9000 min<sup>-1</sup>

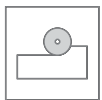
(Chart 2)



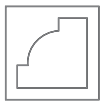
Grooving



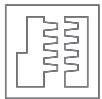
Rebating



Planning



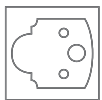
Profiling



Jointing



Door Frame & Panel



Multi Profile

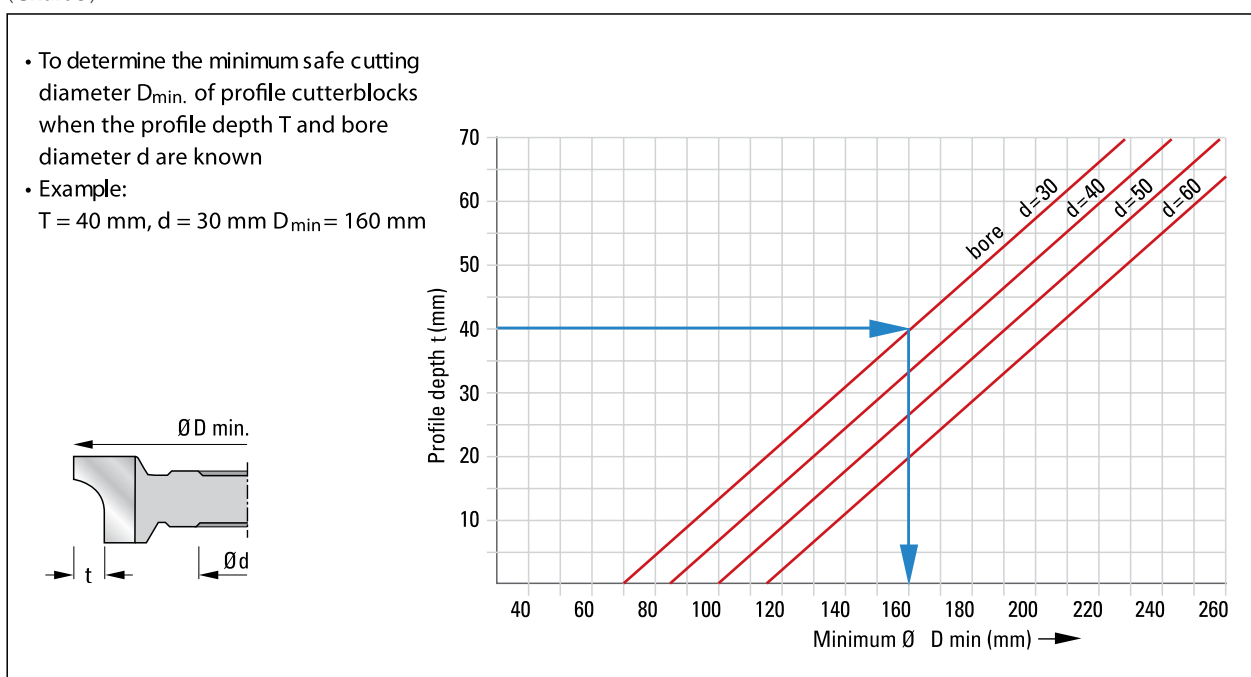


### Minimum Diameter (Chart 3)

The table below explains the relation between the profile cutting depth and the minimum tool diameter. In tools with replaceable tips the final diameter might be bigger.

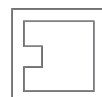
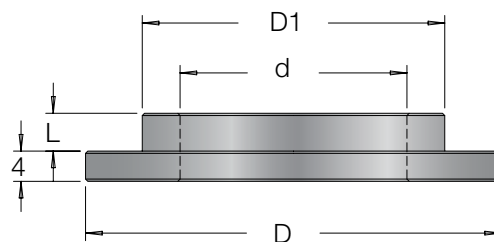
- The minimum safe cutting diameter of the tool is determined within the meaning of VBG 7 (Federal German Industrial Law), and can be calculated from the following tables. No consideration is taken of the number of knives, feed rate or cutting speed

(Chart 3)

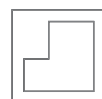


### Cutters Bore Sdapters

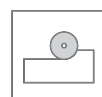
$\varnothing D$	$\varnothing D1$	Code No.	$\varnothing d$	L
55	40	7972001	30	5
55	40	7971601	32	5
55	40	7976501	35	5



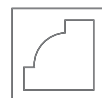
Grooving



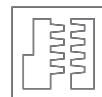
Rebating



Planning



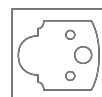
Profiling



Jointing



Door Frame & Panel



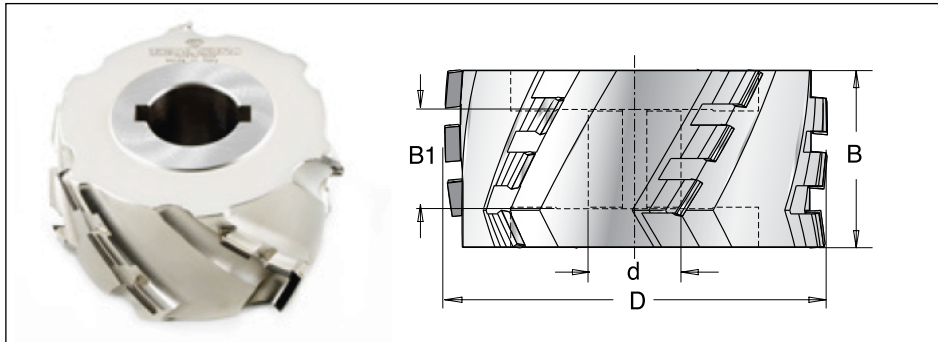
Multi Profile

## PCD - Jointing Cutterheads for Edge Bending Machines

**NEW**

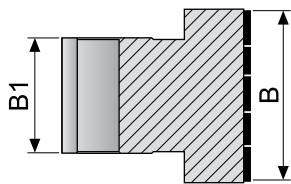
**Properties:** Anti-chipping cutter heads. Jointing cutter for edge banding machines or for squaring machines. Fits most common machines in the market. Diamond H3 Axial 30° design for better finishing and tool life. Feedwise and counter feed rotation.

**Application:** Suitable for working on chipboard, laminated, veneered, coated and MDF. Optimized unloading for faster chip discharge. Excellent finishing of the panel. Low noise.

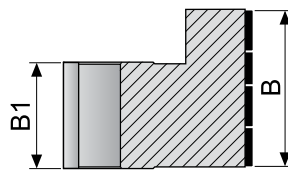


Code No.				B	B1	Z	Type	Axial	ød	Machine	n	m/min
100	3831.100.34 ■	3831.101.34 ■	34	36	3+3	C	A2	30DKN	IMA, Brandt	18,000-25,000	18-25	
	3831.100.48	3831.101.48	48	40.6	3+3	B	A2	30DKN	IMA, Brandt	18,000-25,000	18-25	
125	3831.125.43	3831.126.43	43	40	3+3	A	A1	30DKN	Homag	18,000-25,000	18-25	
	3831.125.63 ■	3831.126.63 ■	63	40	3+3	A	A1	30DKN	Homag	18,000-25,000	18-25	
	3831.125.45 ■	3831.126.45 ■	45	40	3+3	A	A2	30DKN	Biesse	18,000-25,000	18-25	
	3831.125.48 ■	3831.126.48 ■	48	42	3+3	A	A2	30DKN	IMA	18,000-25,000	18-25	
	3831.125.64 ■	3831.126.64 ■	64	40	3+3	A	A2	30DKN	IMA	18,000-25,000	18-25	

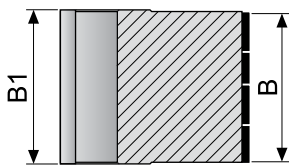
■ Available upon request



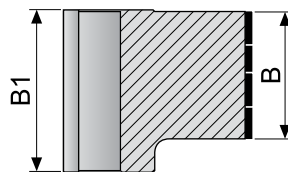
Type A



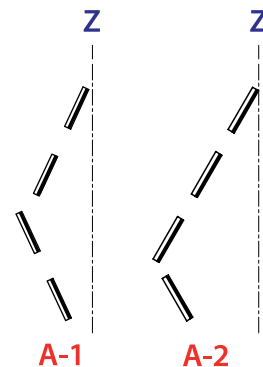
Type B




Type C



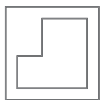
Type D



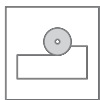
Cutters



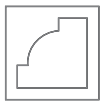
Grooving



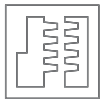
Rebating



Planning



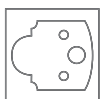
Profiling



Jointing



Door Frame & Panel



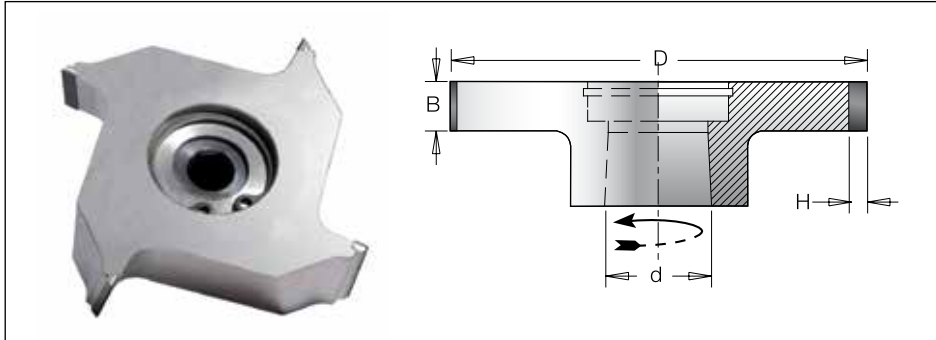
Multi Profile

## PCD - Straight Trimming Cutters

**NEW**

**Properties:** Edge bending / grooving cutter blocks for working on glue edges for flush trimming, chamfering and profiling. Diamond in H3. Fits most common machines in the market. Counter feed machining.

**Application:** Suitable for chipboard panels laminated, coated, veneered, MDF. Optimized unloading for faster chip removal. Excellent finishing due to HSK holders for a perfect fit with the drive shaft, achieving best quality.



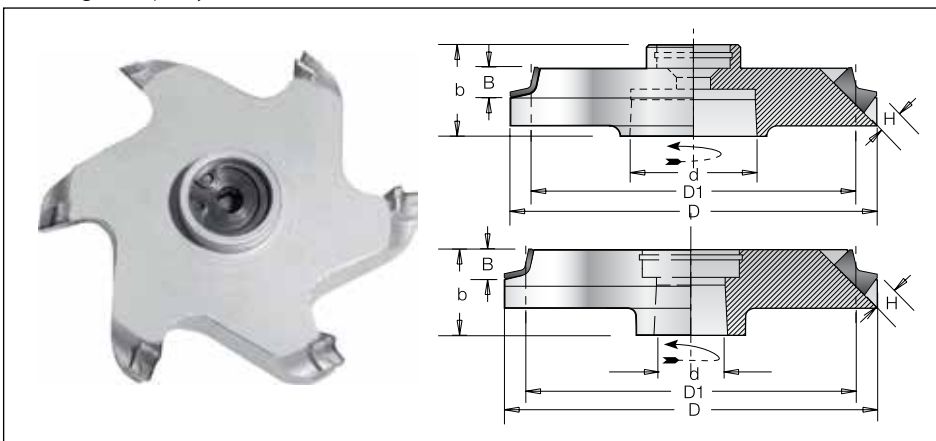
øD	Code No.		SP	Z	H	ød
	RH	LH				
70	3810.074.08	3810.174.08	8	4	3	HSK25
	3810.076.08	3810.176.08	8	6	3	HSK25
	3810.074.15	3810.174.15	15	4	3	HSK25
	3810.076.15	3810.176.15	15	6	3	HSK25
73	3810.074.06	3810.174.06	6	4	3	HSK25
	3810.076.06	3810.176.06	6	6	3	HSK25

## PCD - Radius Trimming Cutters

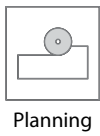
**NEW**

**Properties:** Radius trimming cutters for making radius edges. Diamond height H=3.0mm. Counter feed machining.

**Application:** Suitable for chipboard panels laminated, coated, veneered, MDF. Optimized unloading for faster chip removal. Excellent finishing due to HSK holders for a perfect fit with the drive shaft, achieving best quality.



øD	Code No.		B	R	Z	H	ød
	RH	LH					
78	3910.078.20	3910.178.20	23	2	4	3	HSK25
	3920.078.20	3920.178.20	23	2	6	3	HSK25
79	3910.079.20	3910.179.20	23	2	4	3	HSK25
	3920.079.20	3920.179.20	23	2	6	3	HSK25
70	3910.070.20	3910.170.20	17.5	2	4	3	HSK25
	3920.070.20	3920.170.20	17.5	2	6	3	HSK25
70	3910.070.30	3910.170.30	17.5	3	4	3	HSK25
	3920.070.30	3920.170.30	17.5	3	6	3	HSK25

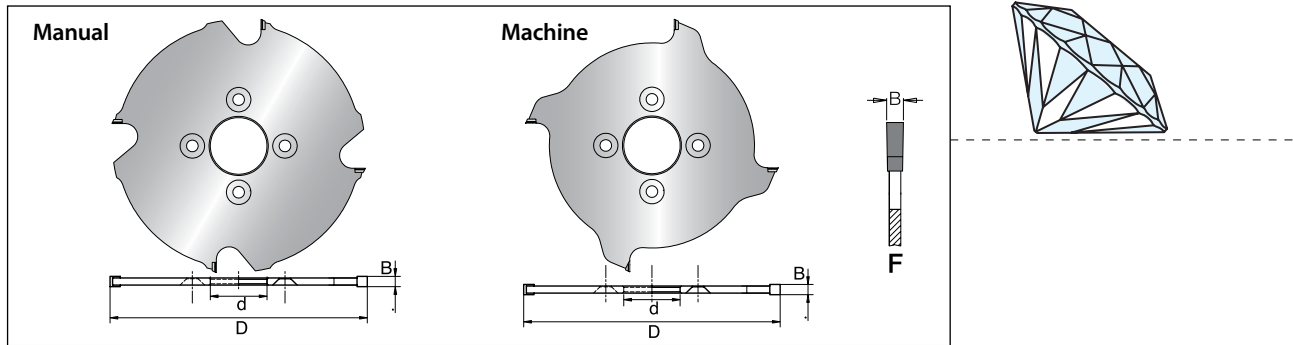


## PCD - Biscuit Grooving Cutter for Lamello Machines

**NEW**

**Properties:** Grooving cutter to produce biscuit grooves. Diamond height of H=4.0mm.

**Application:** Suitable for portable biscuit grooving machines such as Lamello or Top 20.



$\varnothing D$	Code No	B	Z	From	H	$\varnothing d$
100	3810.100.22	3.97	3	F	4	22+4
	3810.101.22	3.97	4	F	4	22+4
	3810.102.22 ■	3.97	6	F	4	22+4

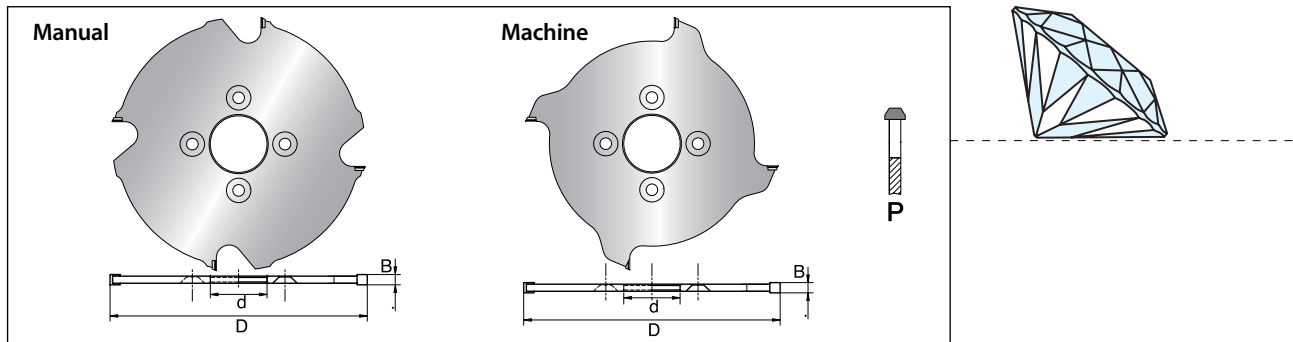
■ Available upon request

## PCD - Profile Grooving Cutter for Lamello Profile Connectors

**NEW**


**Properties:** Profile grooving cutter to produce profile grooves. Diamond height H=3.0mm.

**Application:** Suitable for portable profile grooving machines such as Lamello P System and CNC machines.




$\varnothing D$	Code No	B	Z	From	H	$\varnothing d$
100,4 MAN	3810.107.22	7	3	P	3	22
100,4 MAN	3810.117.22 ■	7	6	P	3	22
100,4 CNC	3810.107.30	7	3	P	3	30
100,4 CNC	3810.117.30 ■	7	6	P	3	30

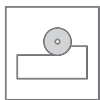
■ Available upon request



Grooving



Rebating



Planning



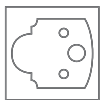
Profiling



Jointing



Door Frame & Panel


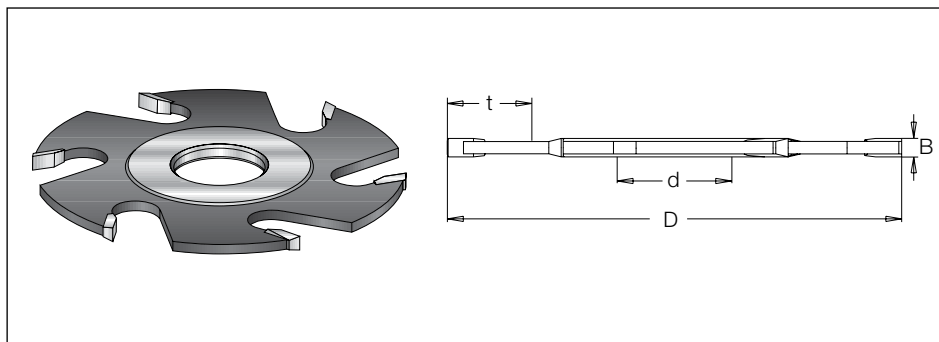


Multi Profile

### Grooving Cutter 3 - 20mm

Hard wearing steel tool body complete with six tungsten carbide knives. Suitable for producing grooves and slots in softwood, hardwood and man-made boards (with or without coating) on a spindle moulder.

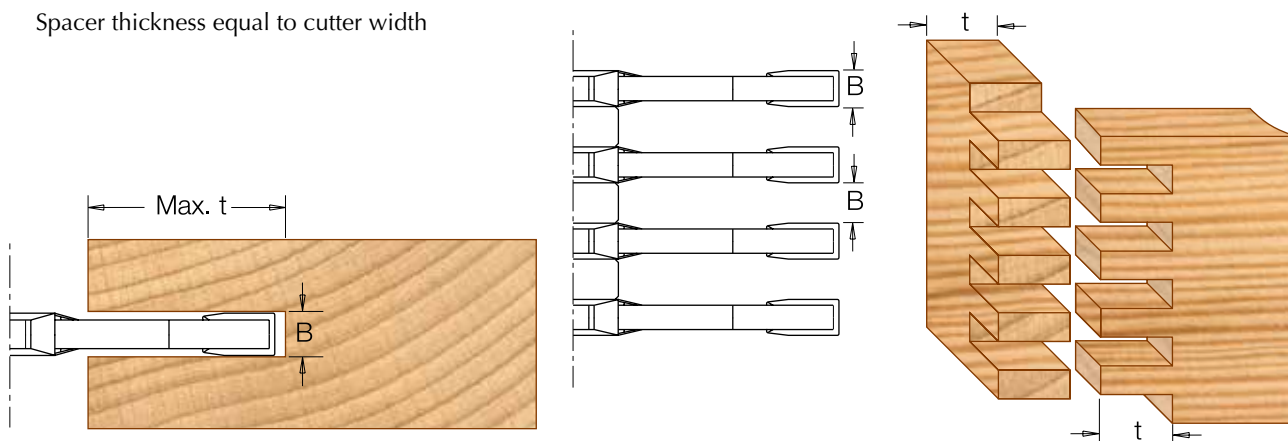
Can be used with spacer rings for comb jointing.



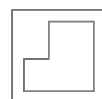
$\varnothing D$	B	Code No.	Z	$\varnothing d$	$\varnothing d$ Max.	Max. t	n
125	3	7070011	6	30	40	32	6,100 - 10,500
	4	7070041	6	30	40	32	6,100 - 10,500
	5	7070071	6	30	40	32	6,100 - 10,500
	6	7070101	6	30	40	32	6,100 - 10,500
	8	7070131	6	30	40	32	6,100 - 10,500
	10	7070161	6	30	40	32	6,100 - 10,500
	12	7070191	6	30	40	32	6,100 - 10,500
	14	7070221	6	30	40	32	6,100 - 10,500
	16	7070251	6	30	40	32	6,100 - 10,500
	20	7070041	4	30	40	32	6,100 - 10,500
150	4	7070311	6	30	40	45	5,200 - 9,000
	5	7070341 ■	6	30	40	45	5,200 - 9,000
	6	7070371	6	30	40	45	5,200 - 9,000
	8	7070401	6	30	40	45	5,200 - 9,000
	10	7070431	6	30	40	45	5,200 - 9,000
	12	7070461	6	30	40	45	5,200 - 9,000
180	14	7070491	6	30	40	45	5,200 - 9,000
	16	7070521	6	30	40	45	5,200 - 9,000
180	5	707 055 1 ■	8	30	40	60	4,300 - 7,500

■ Available upon request

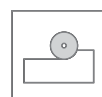
Spacer thickness equal to cutter width



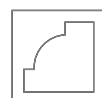
Grooving



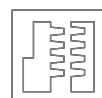
Rebating



Planning



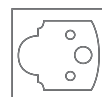
Profiling



Jointing




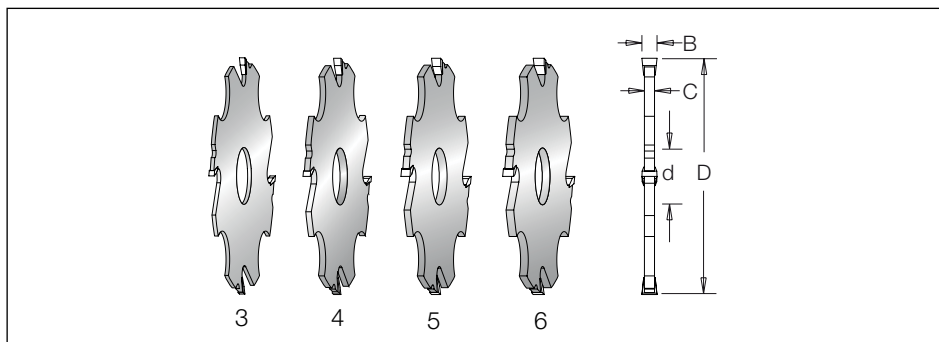
Door Frame & Panel



Multi Profile

## Adjustable Brazed Grooving Cutter Set 3-18 mm

Combination of four Cutters made of hard wearing steel tool body complete with four tungsten carbide Tips. Suitable for producing different grooves, slots and rebating in softwood, hardwood and man-made boards (with or without coating) on a spindle moulder. Can be adjusted with 0.1 mm spacers rings for required width.

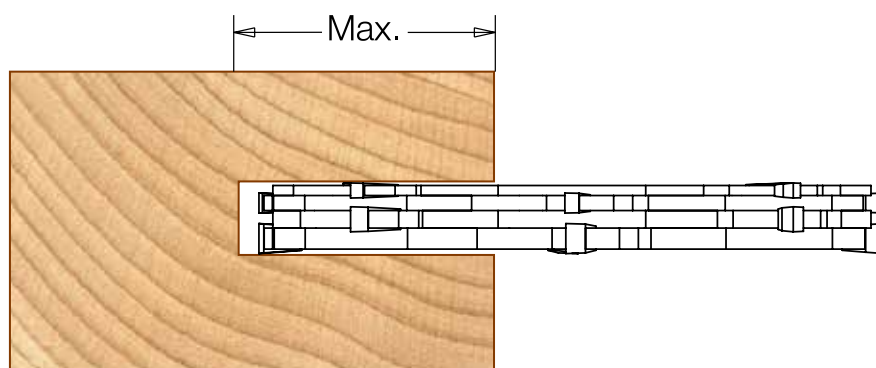


Hand feed

øD	B	C	Code No.	Z	ød	ød Max.	Max. t	n
125	3	2	7120901	4	30	50	32	6,100 - 10,500
	4	3	7120911	4	30	50	32	6,100 - 10,500
	5	3.5	7120921	4	30	50	32	6,100 - 10,500
	6	4.2	7120931	4	30	50	32	6,100 - 10,500
Set	3-18		7120941*	4	30	50	32	6,100 - 10,500



Spacer set \*  
192 705 1  
B=3.8

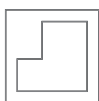


## Assembly Table for Desired Width (Kerf)

Kerf	Cutter	Spacer	Cutter	Spacer	Cutter	Spacer	Cutter
3	3						
4	4						
5	5						
6	6						
7	4	0.9	3				
8	5	1.2	3				
9	5	1.2	4				
10	6	1.3	4				
11	6	1.6	5				
12	5	1.2	4	0.9	3		
13	6	1.3	4	1	3		
14	6	1.6	5	1.2	3		
15	6	1.6	5	1.2	4		
16	6	1.1	5	0.2	4	0.6	3
17	6	1.1	5	1.2	4	0.6	3
18	6	1.6	5	1.2	4	1	3



Grooving



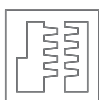
Rebating



Planning



Profiling



Jointing




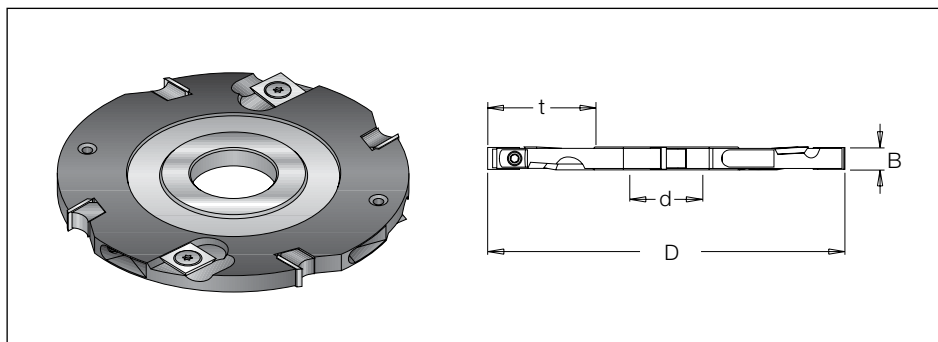
Door Frame & Panel



Multi Profile

### Grooving Cutter with Scorers 4 - 12mm

Hard wearing steel body complete with disposable tungsten carbide knives and scorers for improved finish. Suitable for producing grooves and slots in softwood, hardwood and man-made boards (with or without coating) on a spindle moulder. Can be used with spacer rings for comb jointing.



EN847-1  
EN847-2

øD	B	Code No.	Z	ød	ød Max.	Max. t	n
125	4	7210011	4+4	30		35	6,100 - 10,500
	5	7210021	4+4	30		35	6,100 - 10,500
	6	7210031	4+4	30		35	6,100 - 10,500
	8	7210101	4+4	30		35	6,100 - 10,500
	10	7210111	4+4	30		35	6,100 - 10,500
	12	7210121	4+4	30		35	6,100 - 10,500
150	4	7210041	4+4	30	40	45	5,200 - 8,900
	5	7210051	4+4	30	40	45	5,200 - 8,900
	6	7210061	4+4	30	40	45	5,200 - 8,900
	8	7210131	4+4	30	40	45	5,200 - 8,900
	10	7210141	4+4	30	40	45	5,200 - 8,900
	12	7210151	4+4	30	40	45	5,200 - 8,900
180	4	7210071	8+8	30	50	55	4,200 - 7,200
	5	7210081	8+8	30	50	55	4,200 - 7,200
	6	7210091	8+8	30	50	55	4,200 - 7,200
	8	7210161	4+8	30	50	55	4,200 - 7,200
	10	7210171	4+8	30	50	55	4,200 - 7,200
	12	7210181	4+8	30	50	55	4,200 - 7,200

#### Spare parts:

B = 4mm	#300 850 1 18x18x2	#300 850 2 14x14x1.2	#192 350 0 M4x0.5x11.1	#192 360 0 M4x0.5x9.9	#193 028 0 M4x3.2	#194 110 0 T9
B = 5mm	#300 850 4 18x18x2.5	#300 850 2 14x14x1.2	#192 350 0 M4x0.5x11.1	#192 360 0 M4x0.5x9.9	#193 030 0 M4x4	#194 110 0 T9
B = 6mm	#300 850 5 18x18x2.95	#300 850 2 14x14x1.2	#192 350 0 M4x0.5x11.1	#192 360 0 M4x0.5x9.9	#193 031 0 M4x5.3	#194 110 0 T9

#### Spare parts:

B= 8mm	#310 751 2 7.5x12x1.5	#199 031 0 L=6.5	#300 850 3 14x14x2	#193 370 0 M5x6.1	#193 060 0 M5x16	#194 106 0 T20	#194 008 0 S2.5
B= 10mm	#300 750 7 9.6x12x1.5	#199 023 0 L=8.5	#300 850 3 14x14x2	#193 370 0 M5x6.1	#193 060 0 M5x16	#194 106 0 T20	#194 008 0 S2.5
B= 12mm	#300 750 9 11.6x12x1.5	#199 032 0 L=10.5	#300 850 3 14x14x2	#193 370 0 M5x6.1	#193 060 0 M5x16	#194 116 0 T20	#194 008 0 S2.5



Grooving



Rebating



Planning



Profiling



Jointing




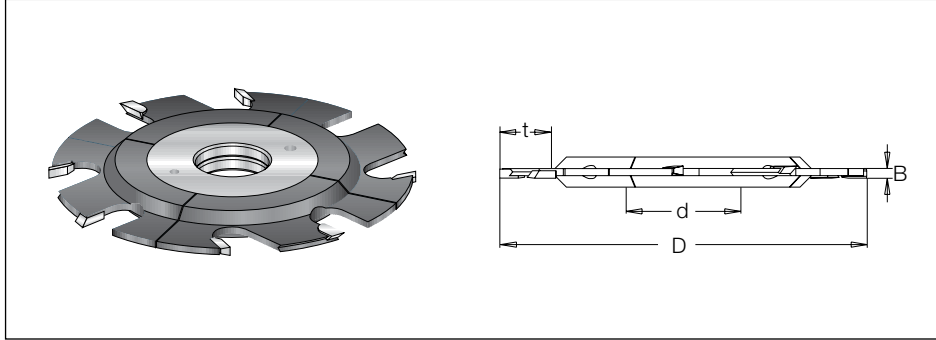
Door Frame & Panel



Multi Profile

## Adjustable Brazed Grooving Cutter - with Scorers 1.8 - 50mm

Hard wearing steel body complete with tungsten carbide knives and scorers for improved finish. Suitable for producing various thickness grooves and slots in softwood, hardwood and man-made boards (with or without coating) on a spindle moulder. Cutting width can be adjusted in 0.1mm steps by using supplied spacer rings



Hand feed

øD	B	Code No.	Z	ød	ød Max.	Max. t	n
120	1.8-3.4	797 160 1	4+4	30	40	16	6,500-11,500
	7.5-15	797 200 1 ■	6+4	30	40	16	6,500-11,500
140	1.8-3.4	797 650 1	4+4	30	50	27	5,500-9,500
	3.0-5.8	797 130 1	4+4	30	50	27	5,500-9,500
150	4.0-7.5	797 140 1	4+4	30	50	35	5,100-9,000
	5.0-9.5	797 150 1	4+4	30	50	32	5,100-9,000
	6.7-13.0	797 104 1 ■	4+4	30	50	30	5,100-9,000
	7.5-14	797 170 1	4+4	30	50	35	5,100-9,000
	12.7-25.0	797 107 1 ■	4+4	30	505	30	5,100-9,000
250	25.0-49.5	797 110 1 ■	4+4	30	50	27	5,100-9,000
	5.20-10	797 620 1	8+8	30		50	3,000-5,500
	7.2-14	797 630 1	8+8	30		50	3,000-5,500
	10.2-20.2	797 640 1 ■	8+8	30		50	3,000-5,500

■ Available upon request

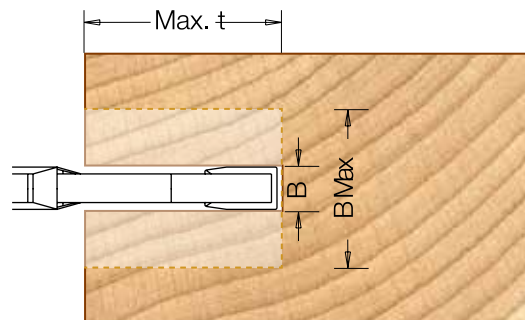
⚠ Adjusting cutting widths, with spacers in increments of 0.1mm.

Spare parts:




Spacer set

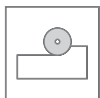
D=120, B=1.8-3.4 B=2.0	#192 661 0	D=150, B=7.5-14.0 B=7	#192 662 0
D=120, B=7.5-15 B=8.0	#192 182 0	D=150, B=12.7-25.0 B=11.3	#797 307 1
D=140, B=3.0-5.8 B=3.0	#192 688 0	D=150, B=25.0-49.5 B=26.1	#797 310 1
D=140, B=1.8-3.4 B=2.0	#192 661 0	D=250, B=5.2-10 B=7	#797 605 1
D=150, B=4.0-7.5 B=3.5	#192 690 0	D=250, B=7.2-14 B=7	#797 605 1
D=150, B=5.0-9.5 B=4.5	#192 689 0	D=250, B=10.2-20.2 B=11	#797 606 1
D=150, B=6.7-13.0 B=7.1	#797 304 1		



Grooving



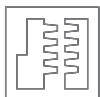
Rebating



Planning



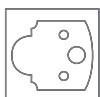
Profiling



Jointing



Door Frame & Panel


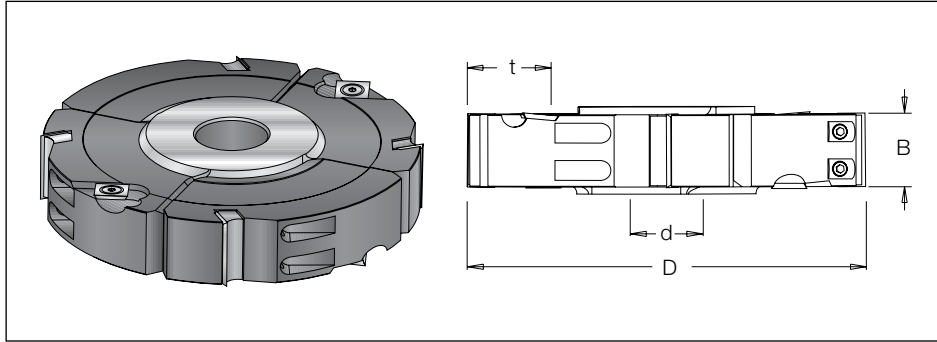


Multi Profile



### Adjustable Grooving and Rebating Cutter with Scorers 4 - 100mm

Hard wearing steel body complete with disposable tungsten carbide knives and scorers for improved finish. Suitable for producing various thickness grooves and rebates in softwood, hardwood and man-made boards (with or without coating) on a spindle moulder. Cutting width can be adjusted in 0.1mm steps by using supplied spacer rings.



øD	B	Code No.	Z	ød	ød Max.	Max. t	n
160	4.0-7.5	7220011	8+4	30	50	30	5,000 - 8,900
	8.0-15.0	7220021	4+4	30	50	30	5,000 - 8,900
	12.5-24.0	7220031	4+4	30	50	30	5,000 - 8,900
	20.6-40	7220071	4+4	30	50	40	5,000 - 8,900
	30.6-60	7220321	4+4	30	50	40	Max 5,400
	50.6-100	7220331	■	4+4	30	50	40
180	4.0-7.5	7220101	8+4	30	50	40	4,500 - 6,600
	8.0-15.0	7220041	4+4	30	50	40	4,500 - 5,500
	12.5-24.0	7220051	■	4+4	30	40	4,500 - 5,000
200	20.6-40	7220271	■	4+4	30	50	Max 4,000

■ Available upon request

⚠ Adjusting cutting widths, with spacers in increments of 0.1mm.

#### Spare parts:

B= 4-7.5mm								
	T.C. Blade	T.C. Blade	Spacer set	T.C. Blade Nut	T.C. Blade Nut	Torx screw	Torx key	
	#300 850 1	#300 850 2	#192 690 0	#192 360 0	#192 350 0	#193 028 0	1941100	
	18x18x2	14x14x1.2	B= 3.5	M4x0.5x9.9	M4x0.5x11.1	M4x3.2	T9	
B= 8-15mm								
	T.C. Blade	Wedge	T.C. Blade	Spacer set	Torx screw	Allen screw	Torx key	Allen key
	#310 751 2	#199 031 0	#300 850 3	#192 691 0	#193 370 0	#193 060 0	#194 106 0	#194 008 0
	7.5x12x1.5	L=6.5	14x14x2	B=7	M5x6.3	M5x16	□T20	S2.5
B= 12.5-24mm								
	T.C. Blade	Wedge	T.C. Blade	Spacer set	Torx screw	Allen screw	Torx key	Allen key
	#300 750 9	#199 032 0	#300 850 3	#192 692 0	#193 370 0	#193 060 0	#194 106 0	#194 008 0
	11.6x12x1.5	L=10.5	14x14x2	B=11.5	M5x6.1	M5x16	□T20	S2.5
B= 20.6-40mm								
	T.C. Blade	Wedge	T.C. Blade	Spacer set	Torx screw	Allen screw	Torx key	Allen key
	#310 122 0	#199 033 0	#300 850 3	#192 693 0	#193 370 0	#193 026 5	#194 106 0	#194 003 5
	20x12x1.5	L=19	14x14x2	B=20	M5x6.1	M6x16	T20	S3
B= 30.6-60mm								
	T.C. Blade	Wedge	T.C. Blade	Spacer set	Torx screw	Allen screw	Torx key	Allen key
	#310 123 0	#199 051 0	#300 850 3	#192 698 0	#193 370 0	#193 026 5	#194 106 0	#194 003 5
	30x12x1.5	L=28	14x14x2	B=30	M5x6.3	M6x16	T20	S3
B= 50.6-100mm								
	T.C. Blade	Wedge	T.C. Blade	Spacer set	Torx screw	Allen screw	Torx key	Allen key
	#310 125 0	#199 048 0	#300 850 3	#192 699 0	#193 370 0	#193 026 5	#194 106 0	#194 003 5
	50x12x1.5	L=48	14x14x2	B=50	M5x6.1	M6x16	T20	S3



Grooving



Rebating



Planning



Profiling



Jointing




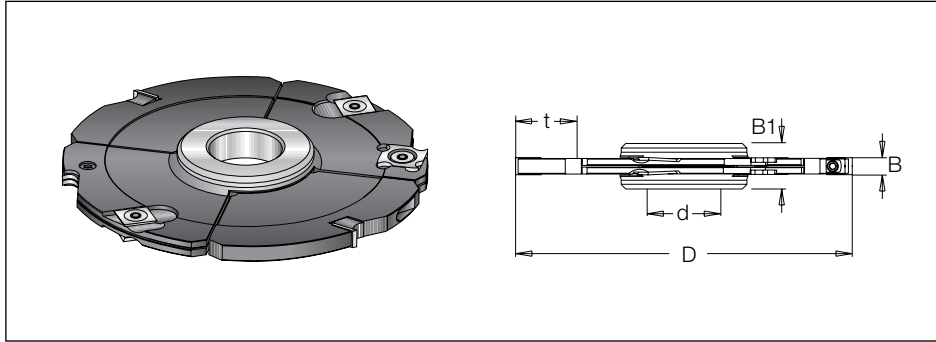
Door Frame & Panel



Multi Profile

### Adjustable Grooving Cutter with Scorers 4 - 15.5mm

Hard wearing steel body complete with disposable tungsten carbide knives and scorers for improved finish. Suitable for producing various thickness grooves and slots in softwood, hardwood and man made boards (with or without coating) on a spindle moulder. Cutting width can be adjusted in 0.1mm steps by using supplied spacer rings.



EN847-1  
EN847-2



Hand  
feed

øD	B	Code No.	B1	Z	ød	Max. t	n
150	4.0-15.5	7220301	19	2+4+4	30	45	6,100 - 9,000

**!** Adjusting cutting widths, with spacers in increments of 0.1mm.

Spare parts:



T.C. Blade  
#310 751 2  
7.5x12x1.5



Wedge  
#199 031 0  
L=6.5



T.C. Blade  
#300 850 1  
18x18x2



T.C. Blade  
#300 850 2  
14x14x1.2



Spacer set  
#192 619 0  
B=8.1



T.C. Blade Nut  
#192 360 0  
M4x0.5x9.9



T.C. Blade Nut  
#192 350 0  
M4x0.5x11.1



Torx screw  
#193 028 0  
M4x3.2




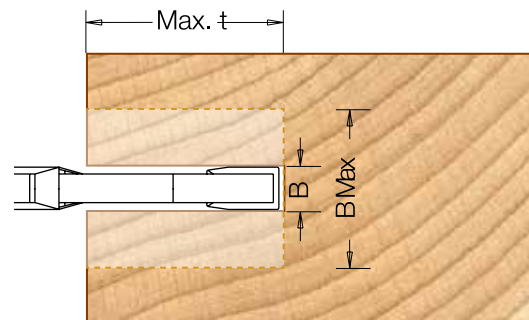
Allen screw  
#193 060 0  
M5x16




Torx key  
194 110 0  
T9



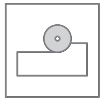
Allen key  
194 008 0  
S2.5



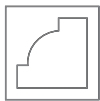
Grooving



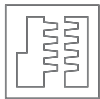
Rebating



Planning



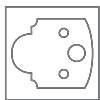
Profiling



Jointing




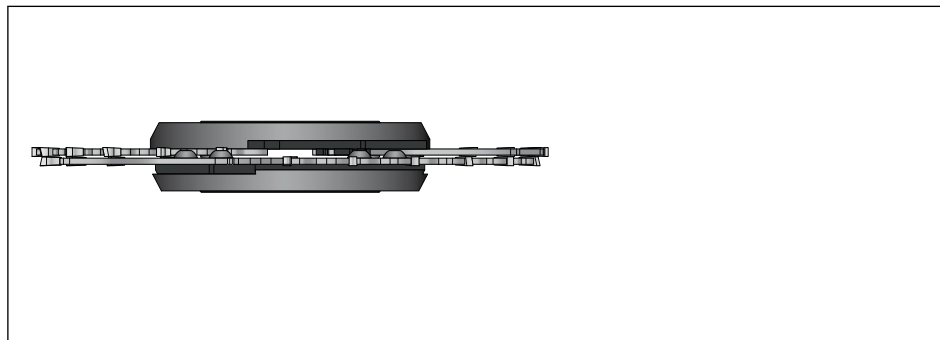
Door Frame  
& Panel



Multi Profile

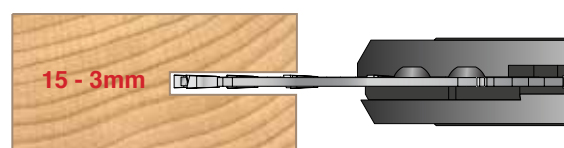

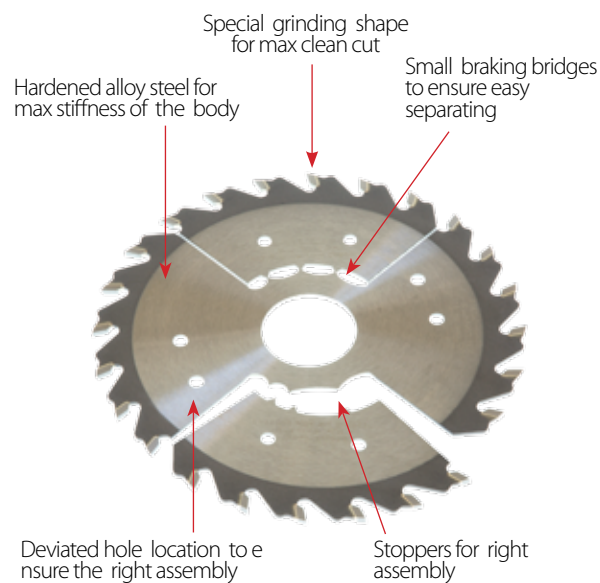
### Adjustable Thin Kerf Grooving Cutter 1.5 - 6mm

Heavy duty adjustable cutter produced precisely as a saw blade and operates as an adjustable cutter. One body designed to support a working thickness range of 1.5-3mm & 3-6mm.

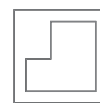


Description	Part No:	D	B	d	Remarks
Full set	7124411		1.5-6		7124401+7122178+7122208
Set includes saw + body	7122181		3-6	30	7124401+7122208
Set includes saw + body	7123141		1.5-3	30	7124401+7122178
Body (Top + Bottom)	7124401	110		30	Include Set spacers
Saw 1.5-3	7122178	160	1.5		
Saw 3-6	7122208	160	3		

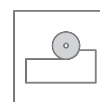
**PATENTED**



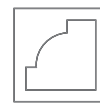
Grooving



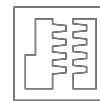
Rebating



Planing



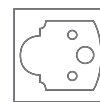
Profiling



Jointing




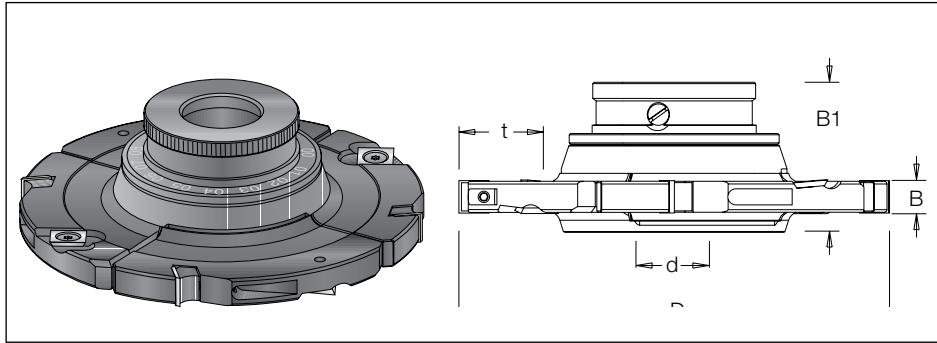
Door Frame & Panel



Multi Profile

### Adjustable Grooving Cutter with Scorers (with ring nut) 4 - 24mm

Hard wearing steel body complete with disposable tungsten carbide knives and scorers for improved finish. Suitable for producing various thickness grooves and slots in softwood, hardwood and man-made boards (with or without coating) on a spindle moulder. Cutting width can be adjusted in 0.1mm steps by special threaded bush and scale without removing the cutter from the spindle.



EN847-1  
EN847-2



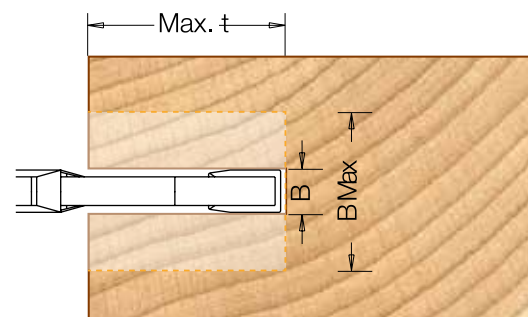
Hand feed

$\phi D$	B	Code No.	B1	Z	$\phi d$	Max. t	n
160	4.0-7.5	7220161	52.8	8+4	30	30	5,000 - 8,900
	8.0-15.0	7220081	49.3	4+4	30	30	5,000 - 6,900
	12.5-24.0	7220091	55.6	4+4	30	30	5,000 - 6,000
180	4.0-7.5	7220171	49.3	8+4	30	40	4,500 - 6,600
	8.0-15.0	7220111	49.3	4+4	30	40	4,500 - 5,500
	12.5-24.0	7220121	55.7	4+4	30	40	4,500 - 5,000

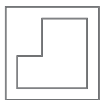
For producing various grooving widths through continuous adjustment in a resolution scale of 0.1mm.

#### Spare parts:

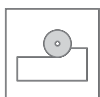
B= 4-7.5mm								
	T.C. Blade	T.C. Blade	T.C. Blade Nut	T.C. Blade Nut	Torx screw	Torx key		
	#300 850 1	#300 850 2	#192 360 0	#192 350 0	#193 028 0	#194 110 0		
	18x18x2	14x14x1.2	M4x0.5x9.9	M4x0.5x11.1	M4x3.2	T9		
B= 8-15mm								
	T.C. Blade	Wedge	T.C. Blade	Torx screw	Allen screw	Allen screw	Torx key	Allen key
	#310 751 2	#199 031 0	#300 850 3	#193 370 0	#193 060 0	#193 367 0	#194 106 0	#194 008 0
	7.5x12x1.5	L=6.5	14x14x2	M5x6.1	M5x16	M5x6	T20	S2.5
B= 12.5-24mm								
	T.C. Blade	Wedge	T.C. Blade	Torx screw	Allen screw	Allen screw	Torx key	Allen key
	#300 750 9	#199 032 0	#300 850 3	#193 370 0	#193 060 0	#193 367 0	#194 106 0	#194 008 0
	11.6x12x1.5	L=10.5	14x14x2	M5x6.1	M5x16	M5x6	T20	S2.5



Grooving



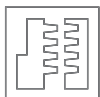
Rebating



Planning



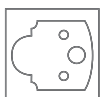
Profiling



Joining



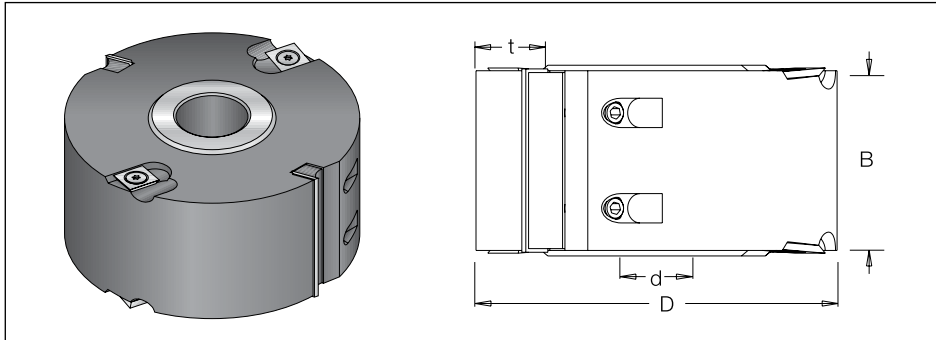
Door Frame & Panel



Multi Profile

### Rebating Cutter

Hard wearing steel tool body complete with four alternately sheared tungsten carbide knives for machining large surface areas. Suitable for producing wide grooves and rebates in softwood, hardwood and man-made boards (with or without coating) on a spindle moulder.

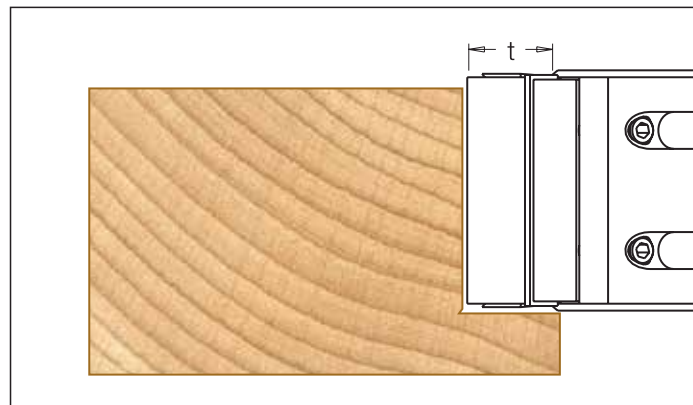


øD	B	Code No.	Z	ød	ød Max.	t	n
85	50	7331041	2+4	30		8	9,000 - 15,000
90	40	7332011*	2+4	30		15	8,500 - 12,000
100	30	7331051	2+4	30		20	7,600 - 12,900
	50	7331061	2+4	30		20	7,600 - 12,900
125	30	7331101	2+4	30	50	30	6,100 - 10,000
	50	7331021	2+4	30	50	30	6,100 - 10,000
	50	7333021*	2+4	30	50	30	6,100 - 10,000
	60	7331031	2+4	30	50	30	6,100 - 10,000

\*Aluminum

#### Spare parts:

<b>B= 30mm</b>	#310 123 0 30x12x1.5	#199 051 0 L=28	#300 850 3 14x14x2	#193 370 0 M5x6.3	#193 026 5 M6x16	#194 106 0 T20	#194 003 5 S3
<b>B= 40mm</b>	#300 052 8 40x12x1.5	#199 046 0 L=38	#300 850 3 14x14x2	#193 370 0 M5x6.3	#193 065 0 M6x10	#194 106 0 T20	#194 003 5 S3
<b>B= 50mm</b>	#310 125 0 50x12x1.5	#199 048 0 L=48	#300 850 3 14x14x2	#193 370 0 M5x6.3	#193 026 5 M6x16	#194 106 0 T20	#194 003 5 S3
<b>B= 60mm</b>	#300 053 1 60x12x1.5	#199 033 7 L=58	#300 850 3 14x14x2	#193 370 0 M5x6.3	#193 026 5 M6x16	#194 106 0 T20	#194 003 5 S3



Grooving



Rebating



Planing



Profiling



Jointing




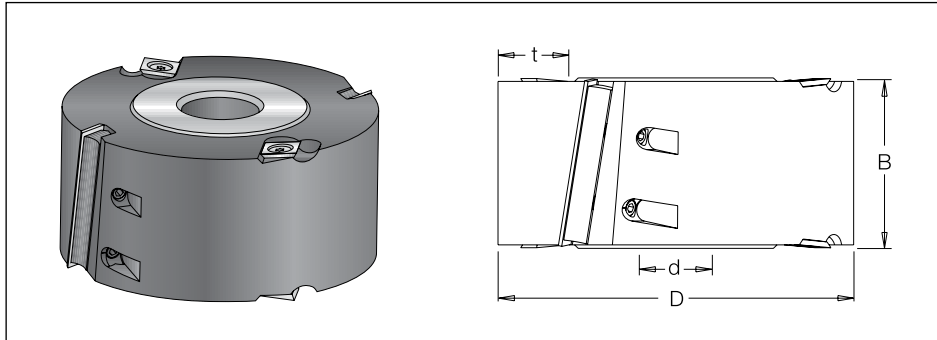
Door Frame & Panel



Multi Profile

### Rebating Cutter

Cutterhead bodies available in hard wearing aluminium or steel, complete with  $\pm 10^\circ$  shear angle disposable tungsten carbide knives and scorers. Shear angle reduces tear out and improve quality of cut. Suitable for producing various thickness rebates in softwood, hardwood and man-made boards (with or without coating) on a spindle moulder.



EN847-1  
EN847-2



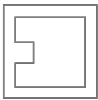
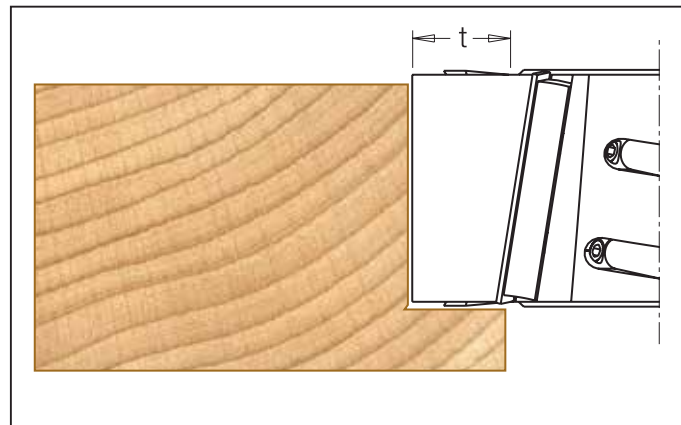
Hand feed

$\varnothing D$	B	Code No.	Z	$\varnothing d$	$\varnothing d$ Max.	t	n
125	30	7330011	4+4	30	50	27	6,100 - 10,300
	50	7330041*	2+4	30	50	27	6,100 - 10,300
	50	7330021	4+4	30	50	27	6,100 - 10,300
	60	7330051*	2+4	30	50	27	6,100 - 10,300
150	60	7330061*	2+4	30	50	40	5,200 - 8,600

$\pm 10^\circ$  Face shear angles.  
\* Aluminum

#### Spare parts:

<b>B= 30mm</b>	T.C. Blade #310 123 0 30x12x1.5	Wedge #199 027 5 L=26	T.C. Blade #300 850 3 14x14x2	Torx screw #193 370 0 M5x6.3	Allen screw #193 026 5 M6x16	Torx key #194 106 0 T20	Allen key #194 003 5 S3
<b>B= 50mm</b>	#310 125 0 50x12x1.5	#199 045 0 L=46	#300 850 3 14x14x2	#193 370 0 M5x6.3	#193 065 0 M6x10	#194 106 0 T20	#194 003 5 S3
<b>B= 60mm</b>	#300 053 1 60x12x1.5	#199 033 6 L=56	#300 850 3 14x14x2	#193 370 0 M5x6.3	#193 026 5 M6x16	#194 106 0 T20	#194 003 5 S3



Grooving



Rebating



Planning



Profiling



Joining



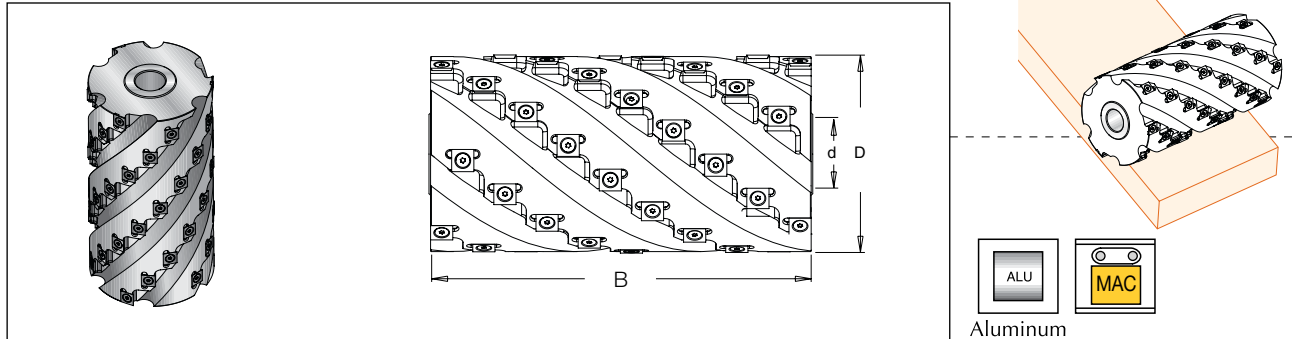
Door Frame & Panel



Multi Profile

### Roughing Cutter Planer Head with TC Disposable 14x14x2 Blades.

Hard wearing aluminum body complete with spiral positioned disposable TC Knives arranged in six flutes. Suitable to remove large volumes of all types of wood with a high feed rate, by creating small chips. Low noise operation. Can also be ordered with a special dimension.



øD	B	Code No.	Flute No.	Z	ød	n	
125	80	733 691 9	6	18	40	9,000	
	100	733 692 9	6	24	40	9,000	
	130	733 693 9	6	30	40	9,000	
	190	733 694 9	6	45	40	9,000	
	210	733 695 9	■	6	48	40	9,000
	240	733 696 9		6	54	40	9,000
60-200	80-250	Customer design	4-6		30-40		

■ Available upon request

Spare parts:



T.C. Blade

#300 850 3

14x14x2



Torx screw

#193 372 0

M5x6.1



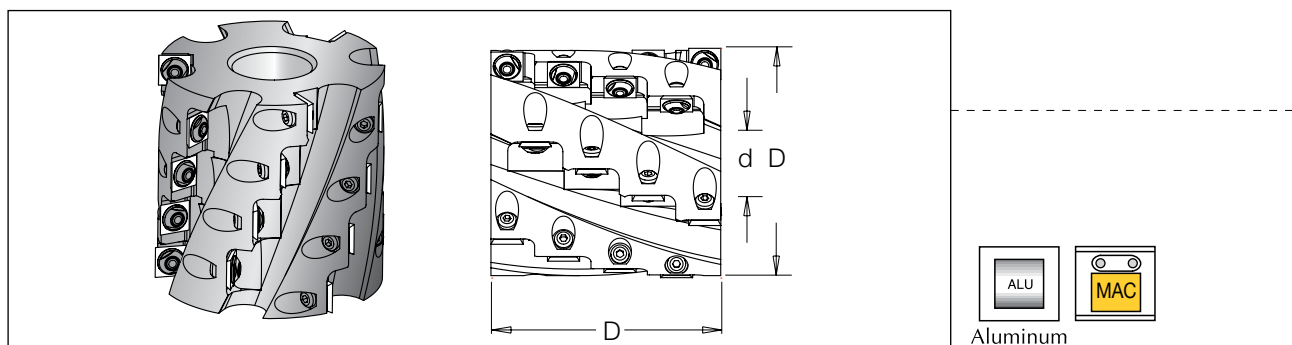
Torx key

#194 106 0

T20

### Roughing Cutter Planer Head with TC Disposable 14X14x2 Blades Extended Chip Clearance

Hard wearing aluminum body complete with spiral positioned disposable TC Knives arranged in several flutes. Suitable to remove large volumes of all types of wood with a high feed rate, by creating small chips. Low noise operation. All the thread parts made from alloy steel and can be replaced, can also be ordered with a special dimension.



øD	B	Code No.	Flut No.	Z	ød	n
100	100	7120728	6	24	35	9000
	120	7120848	6	30	35	9000
90-200	80-250	Customer design	4-6		30-50	

Spar parts



T.C. Blade

#300 850 3

14x14x2



Allen screw

#193 078 5

M5x10



Nut

#199 940 0

M5



Key

#194 810 0

S3



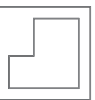
Allen key

#194 003 5

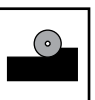
S3



Grooving



Rebating



Planning



Profiling



Jointing





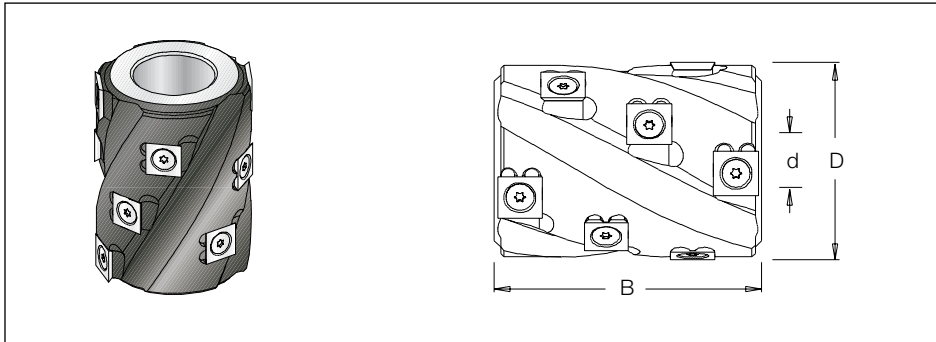
Door Frame & Panel



Multi Profile

### Disposable Insert Planing Cutter Blocks

Hard wearing aluminium body complete with spiral positioned disposable tungsten carbide knives. Suitable for planing and jointing in softwood, hardwood and man-made boards on a spindle moulder. Can be used with a bearing guide and ring fence for planing and routing curved work pieces with a template.



øD	B	Code No.	Z	ød	n
62	82	7336511	3x4	30	7,000-12,000

Spare parts:



T.C. Blade

#300 850 3  
14x14x2



Torx screw

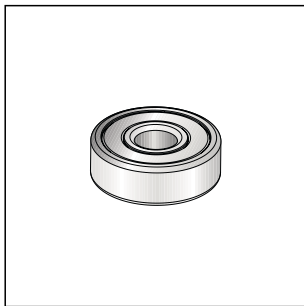
#193 370 0  
M5x6.1



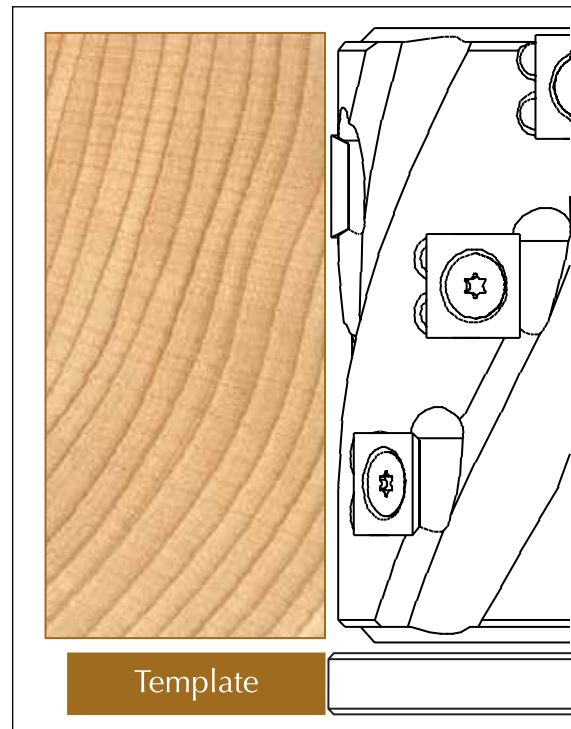
Torx key

#194 106 0  
T20

### Ball Bearing




øD	B	Code No.	ød
62	16	1910261	30



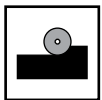
Template



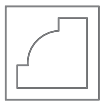
Grooving



Rebating



Planning



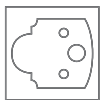
Profiling



Jointing



Door Frame & Panel

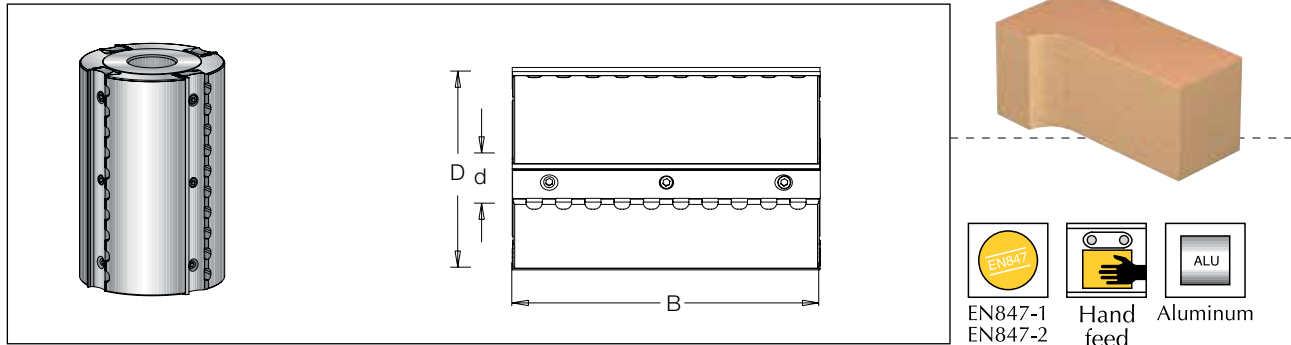


Multi Profile



### Finish Cutter Planer Head with HSS/TC Disposable Blades

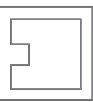
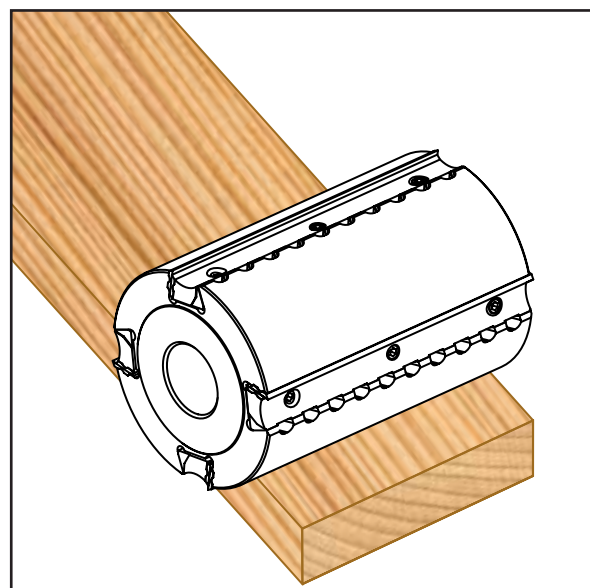
Hard wearing aluminum body complete with four disposable HSS/ TC Knives and quick changing knife option. Large gullet for the high feed operation and a special wedge with a HSS chip flow edge to maintain the life-time of the locking wedge. Can also round/chamfer corners with four special TC holders assembled on the cutter instead of two knives.



øD	B	Code No.	Z	Knife Type	ød	ød Max.	n
125	80	7336419	4	HSS	40	50	9000
	100	7336429	4	HSS	40	50	9000
	130	7336439	4	HSS	40	50	9000
	190	7336449	4	HSS	40	50	9000
	210	7336459	4	HSS	40	50	9000
	230	7336479	4	HSS	40	50	9000
	240	7336469	4	HSS	40	50	9000

#### Spare parts:

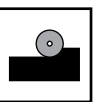
	T.C. Blade	HSS Blade	Wedge	Allen screw	Allen key
B=80	#310 711 1 80x14x2.5	#310 761 1 80x14x2.5	#199 841 0 L=80	#193 026 6 M8x12	#194 003 6 S4
B=100	#310 711 2 100x14x2.5	#310 761 2 100x14x2.5	#199 842 0 L=100		
B=130	#310 711 3 130x14x2.5	#310 761 3 130x14x2.5	#199 843 0 L=130		
B=190	#310 711 4 190x14x2.5	#310 761 4 190x14x2.5	#199 844 0 L=190		
B=210	#310 711 5 210x14x2.5	#310 761 5 210x14x2.5	#199 845 0 L=210		
B=230	#310 711 7 230x14x2.5	#310 761 7 230x14x2.5	#199 847 0 L=230		
B=240	#310 711 6 240x14x2.5	#310 761 6 240x14x2.5	#199 846 0 L=240		



Grooving



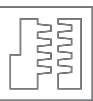
Rebating



Planning



Profiling



Jointing









Door Frame & Panel





Multi Profile

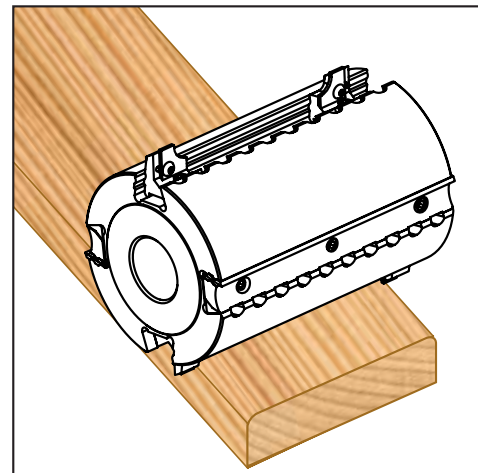
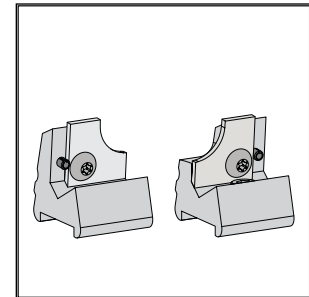
## Additional Options for Finish Cutter Planer Head

Round/chamfer TC holder made from alloy steel can be assembled on the cutter instead of the two knives. Final adjusting of the holder.


						
	Round/Chamfer tip Left holder	Round/Chamfer tip Right holder	T.C. Blade Left	T.C. Blade Right	Torx screw	Torx key
R = 3	#199 851 0 25x25x30	#199 850 0 25x25x30	#310 712 0L 20x20xR3	#310 712 0 20x20xR3	#193 395 0 M4x6	#194 101 5 T15

R = 4			#310 712 1L 20x20xR4	#310 712 1 20x20xR4		
R = 5			#310 712 2L 20x20xR5	#310 712 2 20x20xR5		
R = 6			#310 712 3L 20x20xR6	#310 712 3 20x20xR6		
R = 8			#310 712 4L 20x20xR8	#310 712 4 20x20xR8		
R = 10			#310 712 5L 20x20xR10	#310 712 5 20x20xR10		

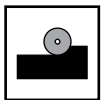
a = 45°						
			#310 712 6L 20x20xa45°	#310 712 6 20x20xa45°		



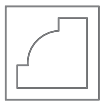
Grooving



Rebating



Planning



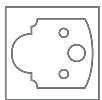
Profiling



Jointing



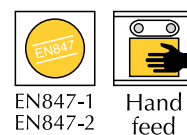
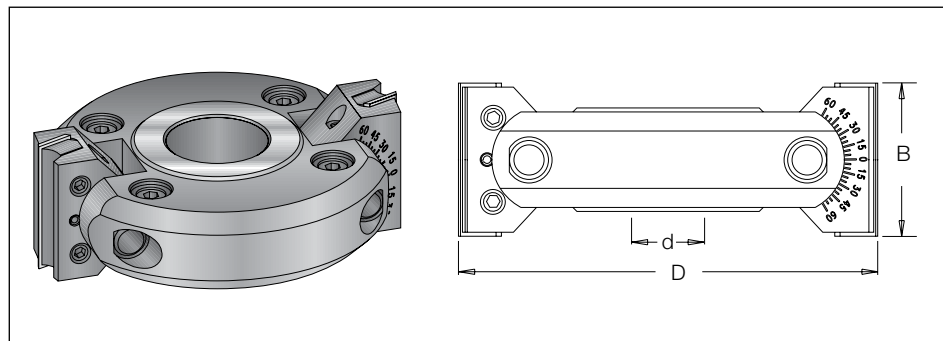
Door Frame  
& Panel



Multi Profile

### Adjustable Beveling Cutter

Cutterhead bodies available in hard wearing aluminium or steel, complete with disposable tungsten carbide knives. Suitable for producing chamfer cuts at various angles in softwood, hardwood and man-made boards on a spindle moulder. Cutting angle can be adjusted in 7.5° steps by using notched scale. Fine adjustment of 1° is also possible.



øD	B	Code No.	a	ød	ød Max.	n
110	40	7340141	-45.0° → +45.0°	30		7,000 - 9,000
120	40	7340151*	-45.0° → +45.0°	30		6,000 - 8,500
130	50	7340161	-67.5° → +67.5°	30		5,000 - 8,500
150	50	7340171	-90.0° → +90.0°	30	40	5,100 - 7,400
160	50	7340261	-90.0° → +90.0°	30	40	4,800 - 6,000

\* Aluminum  
Fast tuning angle of 7.5° step  
Fine tuning angle of 1°

#### Spare parts:



T.C. Blade



Wedge



Allen screw

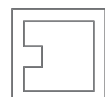
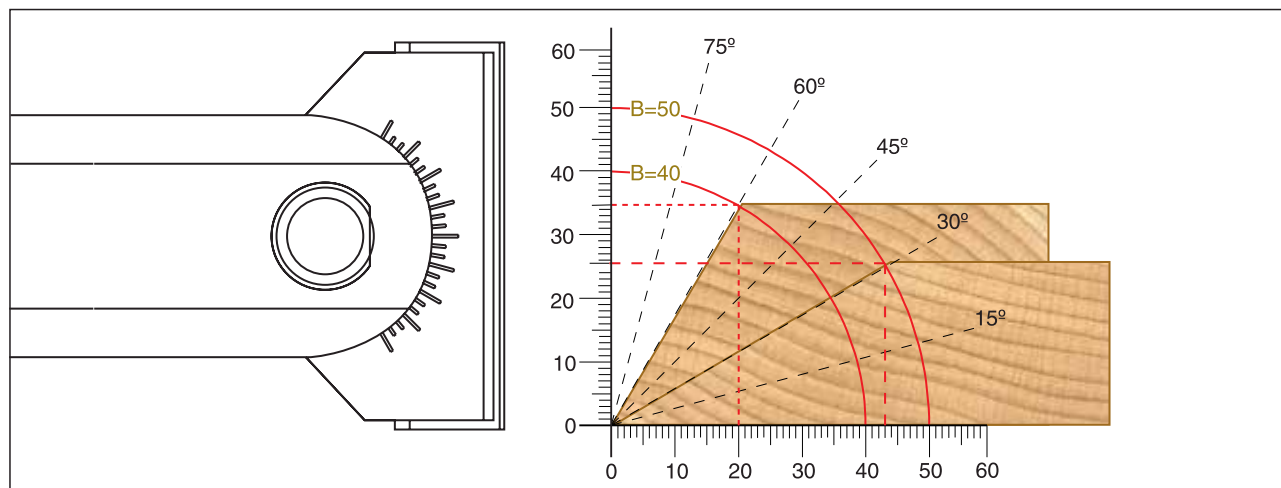
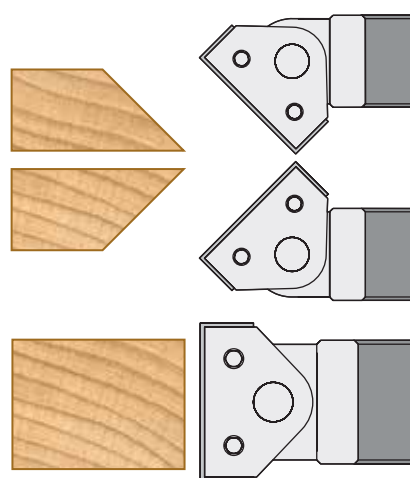


Locking wedge

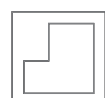


Allen key

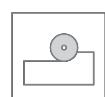
B= 40mm	#300 052 8 40x12x1.5	#199 082 0 L=38	#193 049 4 M6x8	#199 403 1	#194 003 5 S3
B= 50mm	#310 125 0 50x12x1.5	#199 083 0 L=48	#193 049 4 M6x8	#199 4031	#194 003 5 S3



Grooving



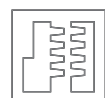
Rebating



Planning



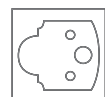
Profiling



Jointing



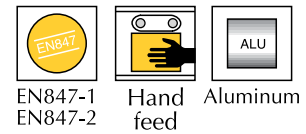
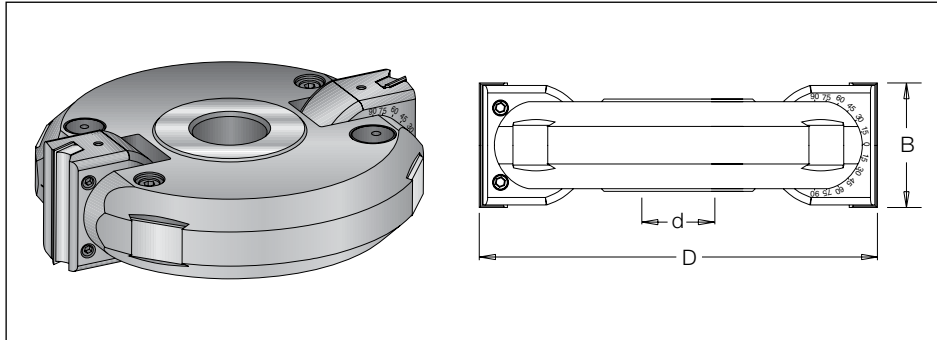
Door Frame & Panel



Multi Profile

### Adjustable Beveling Cutter

Cutterhead bodies available in hard wearing aluminium complete with disposable tungsten carbide knives. Suitable for producing chamfer cuts at various angles in softwood, hardwood and man-made boards on a spindle moulder. Fine adjustment of the cutting angle in 1° steps is possible by using the special geared mechanism.



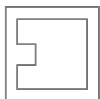
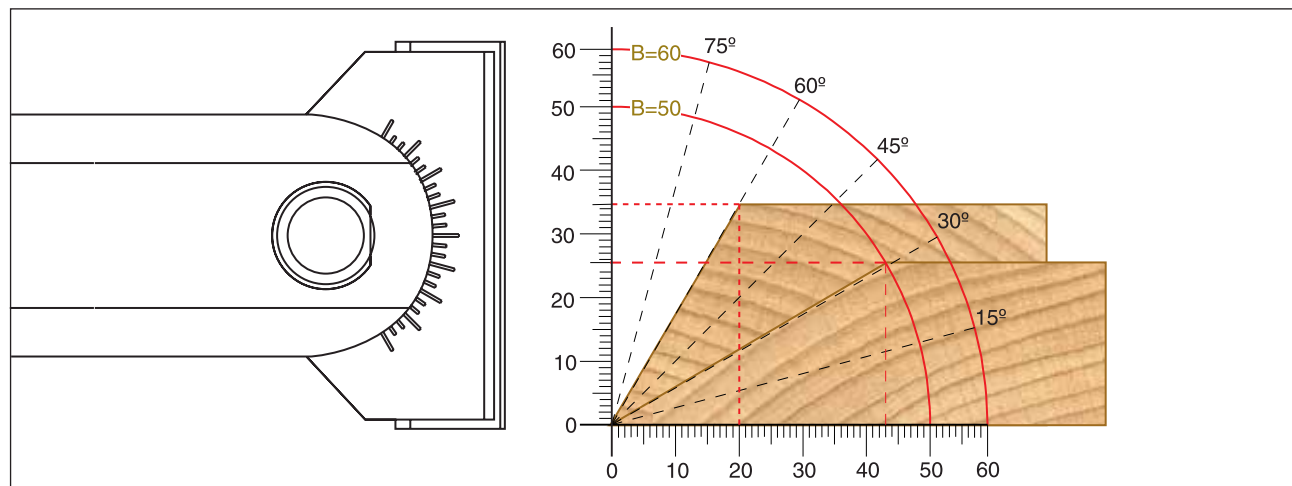
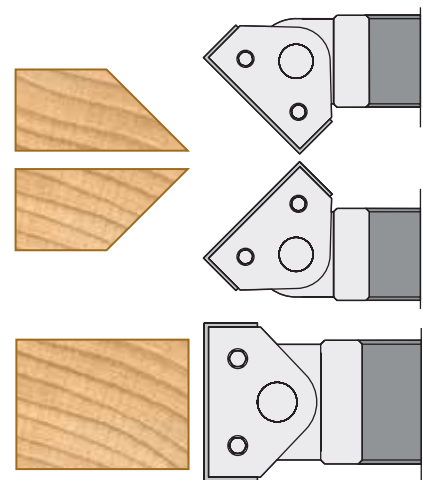
øD	B	Code No.	a	ød	ød Max.	n
160	50	7340301	-90° → +90°	30	40	4,800 - 6,000
170	60	7340351	-90° → +90°	30	40	4,500 - 6,000

⚠ A special mechanism to enable fine tuning angle of 1°.

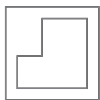
Spare parts:



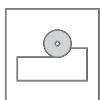
	T.C. Blade	Wedge	Allen screw	Locking wedge	Allen key
B= 50mm	#310 125 0 50x12x1.5	#199 080 0 L=48	#193 065 0 M6x10	#199 402 0	#194 003 5 S3
B= 60mm	#300 053 1 60x12x1.5	#199 081 0 L=58	#193 065 0 M6x10	#199 402 0	#194 003 5 S3



Grooving



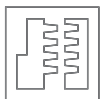
Rebating



Planning



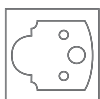
Profiling



Joining



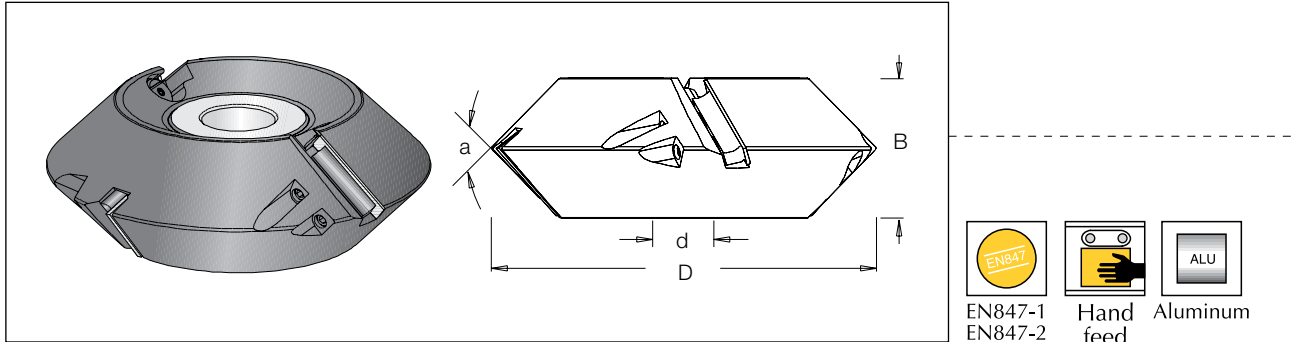
Door Frame & Panel



Multi Profile

### Folding, Jointing, Rebating and Chamfering Cutter

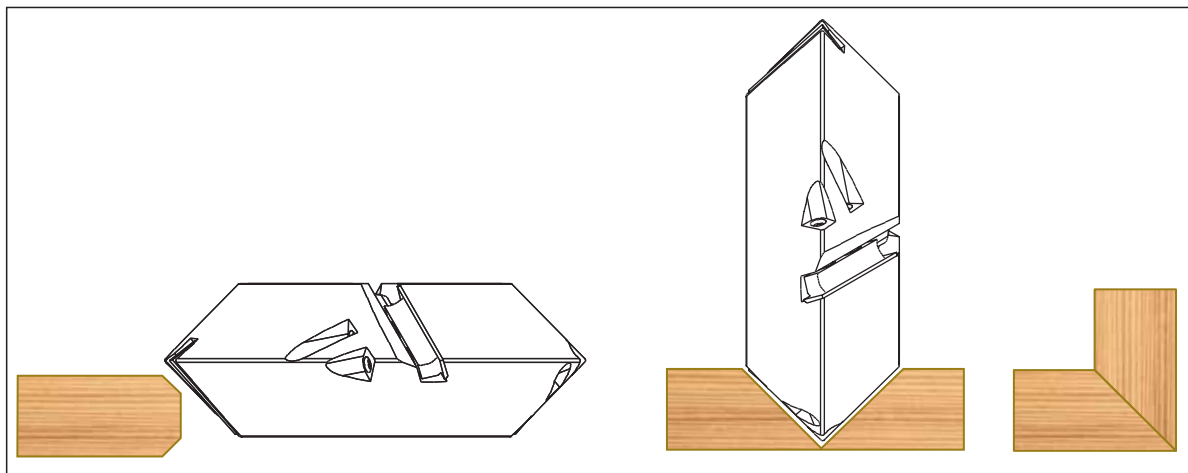
Hard wearing aluminum body, complete with 2 + 2 down shears. Disposable straight knives, creating V shape. Suitable for rebating, chamfering, table legs jointing and V shape slots in soft wood, hardwood and laminate particleboards.



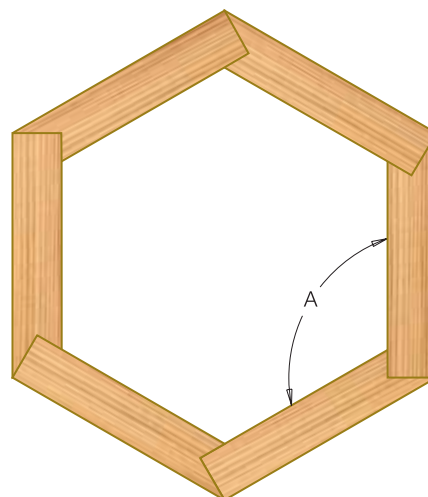
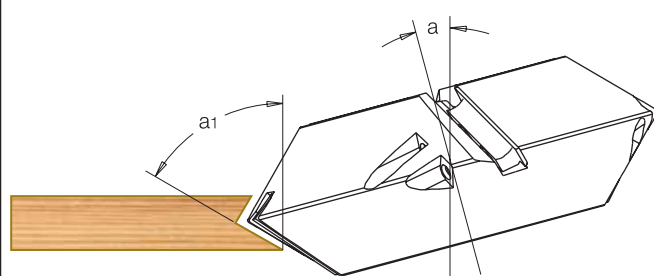
øD	a	B	Code No.	Z	ød	ød Max.	n
160	90°	56	7335101	4	30	50	5,000 - 8,000

#### Spare parts:

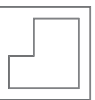
T.C. Blade	Wedge	Allen screw	Allen screw	Allen key	Allen key
#300 052 8	#199 040 2	#193 026 5	#193 071 0	#194 003 5	#194 020 0
40x12x1.5	L=32	M6x16	M4x16	S3	S2



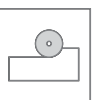
Number of edge	A	a	a1
5	108	9	54
6	120	15	60
8	135	22.5	67.5
10	144	27	72
12	150	30	75



Grooving



Rebating



Planning



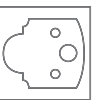
Profiling



Jointing



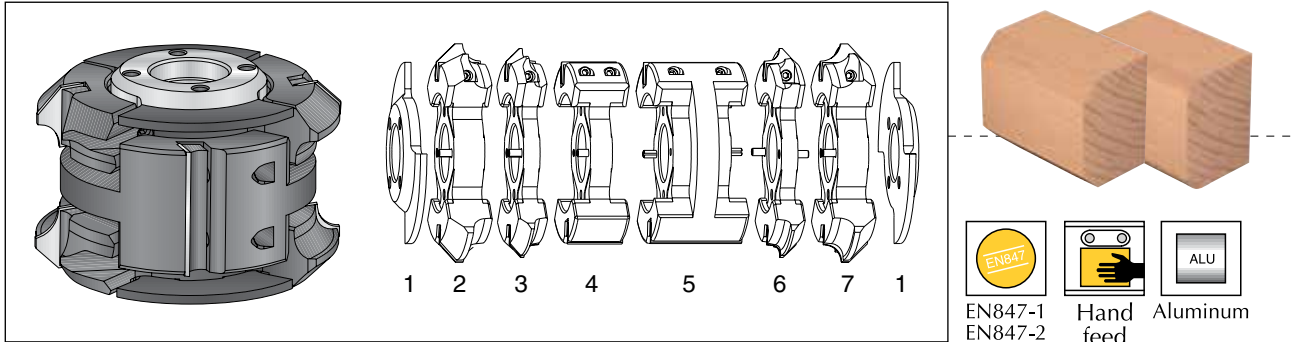
Door Frame & Panel



Multi Profile

### Adjustable Rounding & Chamfering Cutter Set

Hard wearing aluminium body complete with disposable tungsten carbide knives. Four types of set suitable for rounding over or chamfering softwood, hardwood and man-made boards on a spindle moulder. Cutting width dependant on set ordered, but it is possible to machine timber from 19 – 70mm wide. Cutting width can be adjusted by using supplied spacer rings.



	øD	R	Code No.	B	Cutter	ød	ød Max.	n
Set A1	113	2-5	7520021	19-30 +2xR	1,3,4,6,1	30	40	7600-10000
Straight cutter	100		7320031	30	4	30	40	
Left cutter	113	2-5	7520121	16	3	30	40	
Right cutter	113	2-5	7520221	16	6	30	40	
Covering plate	98		7520201	9	1	30	40	
Set A2	113	2-5	7520031	39-50 +2xR	1,3,5,6,1	30	40	7600-10000
Straight cutter	100		7320041	50	5	30	40	
Left cutter	113	2-5	7520121	16	3	30	40	
Right cutter	113	2-5	7520221	16	6	30	40	
Covering plate	98		7520201	9	1	30	40	
Set B1	118	6-10	7520041	25-30 +2xR	1,2,4,7,1	30	40	7600-10000
Straight cutter	100		7320031	30	4	30	40	
Left cutter	118	6-10	7520141	24	2	30	40	
Right cutter	118	6-10	7520241	24	6	30	40	
Covering plate	98		7520201	9	1	30	40	
Set B2	118	6-10	7520051	45-50 +2xR	1,2,5,7,1	30	40	7600-10000
Straight cutter	100		7320041	50	5	30	40	
Left cutter	118	6-10	7520141	24	2	30	40	
Right cutter	118	6-10	7520241	24	7	30	40	
Covering plate	98		7520201	9	1	30	40	



	R	Right	Left	Wedge	L
T.C. Blades	2	3009502	3009502L	1990650	14
T.C. Blades	3	3009503	3009503L	1990650	14
T.C. Blades	4	3009504	3009504L	1990650	14
T.C. Blades	5	3009505	3009505L	1990650	14
T.C. Blades	6	3009506	3009506L	1990660	22
T.C. Blades	7	3009507	3009507L	1990660	22
T.C. Blades	8	3009508	3009508L	1990660	22
T.C. Blades	9	3009509	3009509L	1990660	22
T.C. Blades	10	3009510	3009510L	1990660	22



Grooving



Rebating



Planning



Profiling



Jointing



Door Frame & Panel



Multi Profile

## Adjustable Rounding & Chamfering Cutter Set

### Spare parts:



T.C. Blade



Wedge



Space set

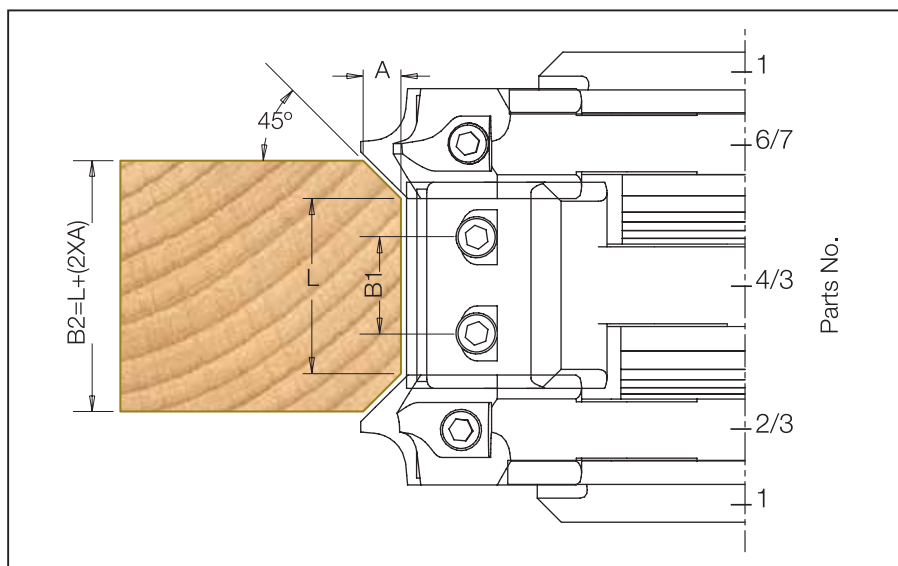
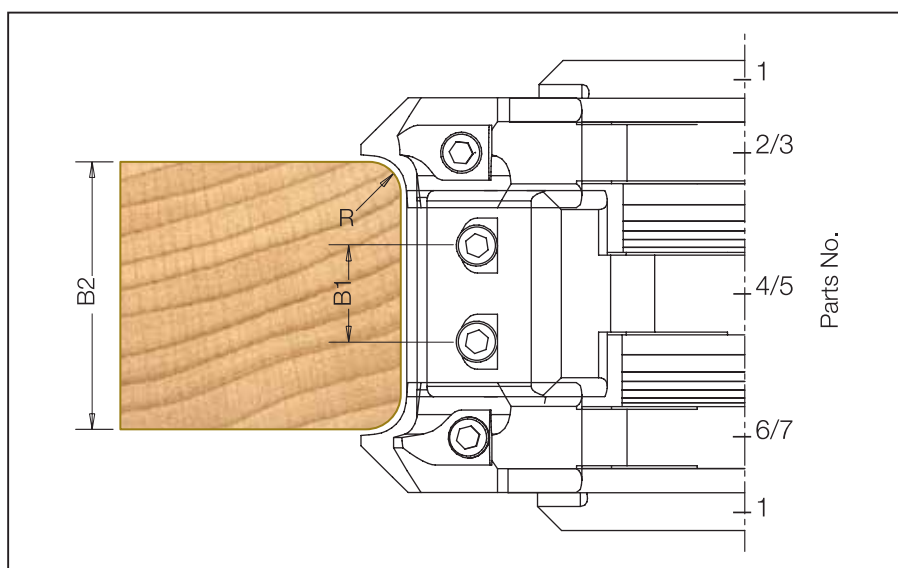


Allen screw



Allen key

<b>B= 30</b>	#310 123 0	#199 067 0	#192 790 1	#193 026 5	#1940035
	30x12x1.5	L=28	D=60 B=25	M6x16	S3
<b>B= 50</b>	#310 125 0	#199 068 0	#192 790 1	#193 026 5	#1940035
	50x12x1.5	L=48	D=60 B=25	M6x16	S3



Scale 1:1



Grooving



Rebating



Planing



Profiling



Jointing



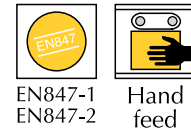

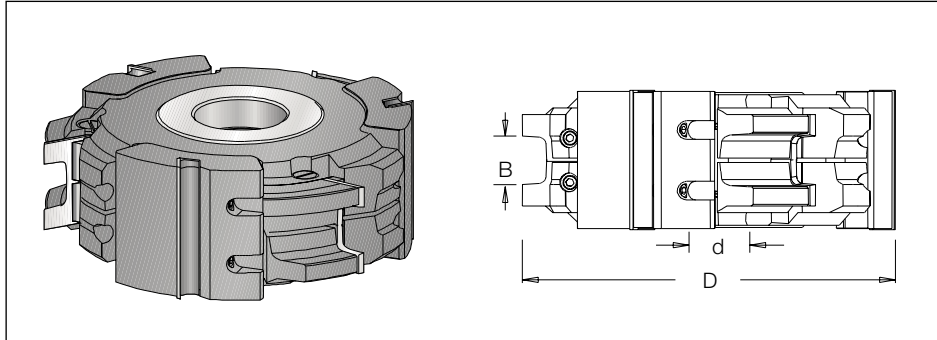
Door Frame & Panel



Multi Profile

## Adjustable Rounding & Rebating Cutter

Hard wearing steel body, two assembly options; two parts and three parts. Suitable for rounding and oversize in a radius between 1 - 10mm. Two part assembly option for wood thickness between 6 - 20mm and three part assembly option for wood thickness 20 - 60mm. Suitable for soft and hard wood and all kinds of particle board.

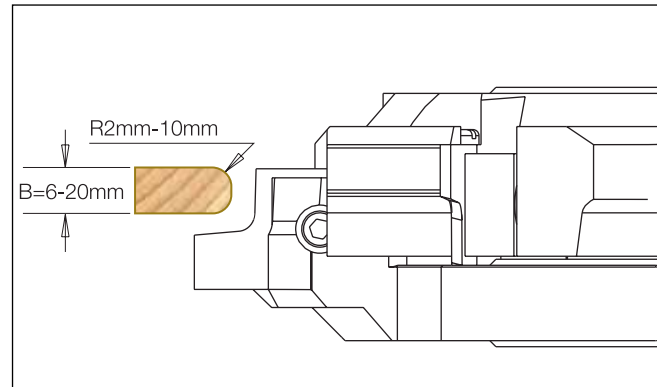


	øD	B	Code No.	Z	ød	ød Max.	
Config. 1	170	6.0-20	7520331	3+3	30	50	4,500 - 7,500
Config. 2	170	20-60	7520301	3+3+3	30	50	4,500 - 7,500
Top Cutter Body			7520321	3	30	50	
Straight Cutter Body			7320061	3	30	50	
Bottom Cutter Body			7520311	3	30	50	

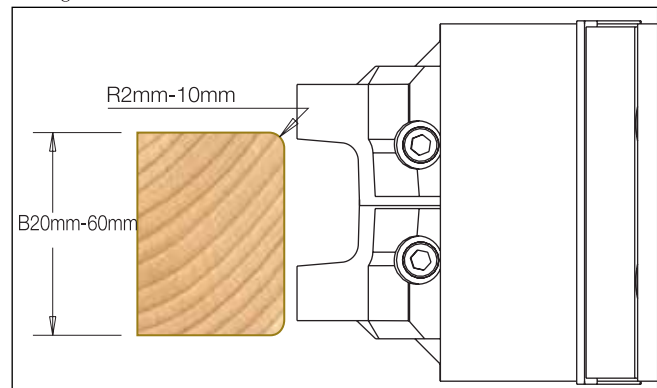
### Spare parts:

<b>T.C. Blade R= 1</b>	<u>#310 890 1</u> 20x25x2	<u>#310 890 1L</u> 20x25x2	<u>#300 053 1</u> 60x12x1.5	<u>#199 032 7</u> L=17	<u>#199 033 7</u> L=58	<u>192 693 0</u> B=39	<u>#193 026 5</u> M6x16	<u>#194 003 5</u> S3
<b>T.C. Blade R= 2</b>	<u>#310 890 2</u> 20x25x2	<u>#310 890 2L</u> 20x25x2						
<b>T.C. Blade R= 3</b>	<u>#310 890 3</u> 20x25x2	<u>#310 890 3L</u> 20x20x2						
<b>T.C. Blade R= 4</b>	<u>#310 890 4</u> 20x25x2	<u>#310 890 4L</u> 20x25x2						
<b>T.C. Blade R= 5</b>	<u>#310 890 5</u> 20x25x2	<u>#310 890 5L</u> 20x25x2						
<b>T.C. Blade R= 6</b>	<u>#310 890 6</u> 20x25x2	<u>#310 890 6L</u> 20x25x2						
<b>T.C. Blade R= 7</b>	<u>#310 890 7</u> 20x25x2	<u>#310 890 7L</u> 20x25x2						
<b>T.C. Blade R= 8</b>	<u>#310 890 8</u> 20x25x2	<u>#310 890 8L</u> 20x25x2						
<b>T.C. Blade R= 9</b>	<u>#310 890 9</u> 20x25x2	<u>#310 890 9L</u> 20x25x2						
<b>T.C. Blade R= 10</b>	<u>#310 891 0</u> 20x25x2	<u>#310 891 0L</u> 20x25x2						
<b>T.C. Blade a°= 45°</b>			<u>#310 891 1</u> 20x25x2	<u>#310 891 1L</u> 20x25x2				


Config. 1- Two Parts




Config. 2 - Three Parts



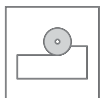
1:1



Grooving



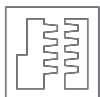
Rebating



Planning



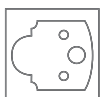
Profiling



Joining



Door Frame & Panel

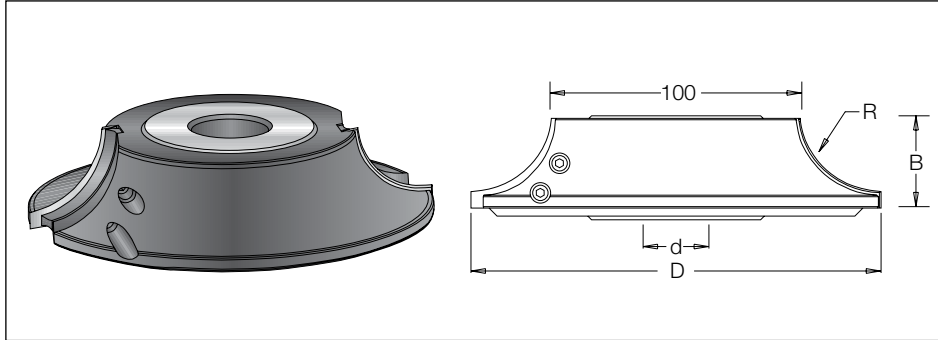


Multi Profile



### Rounding - Over Cutter

Hard wearing aluminium body complete with disposable tungsten carbide knives. Suitable for rounding over softwood, hardwood and man-made boards on a spindle moulder. Can be used with 100mm diameter bearing for shaping work.



EN847-1  
EN847-2 Hand feed Aluminum

øD	R	Code No.	z	B	ød	ød Max.	n
120	3	752 423 1	2	20	30	50	6,400 - 10,000
	4	752 424 1	2	20	30	50	6,400 - 10,000
	5	752 425 1	2	20	30	50	6,400 - 10,000
	6	752 426 1	2	20	30	50	6,400 - 10,000
	8	752 428 1	2	20	30	50	6,400 - 10,000
	10	752 430 1	2	20	30	50	6,400 - 10,000
	3-10	752 410 1 Set	2	20	30	50	6,400 - 10,000
130	15	752 435 1	■	20	30	50	5,400 - 9,000
140	20	752 440 1	■	25	30	50	5,400 - 9,000
150	25	752 445 1	■	30	30	50	5,400 - 9,000
160	30	752 450 1	■	35	30	50	5,400 - 9,000

■ Available upon request

⚠ Can be used with ball bearing ø100 code No. 1915401.

#### Spare parts:



T.C. Blade



Wedge

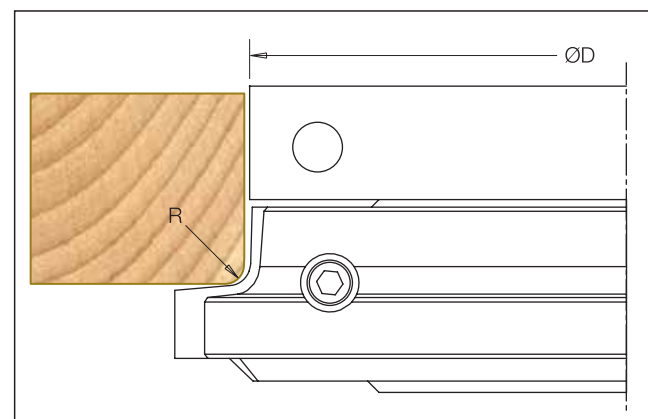


Allen screw



Allen key

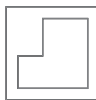
<b>R = 3</b>	#310 890 3 R=3	#199 032 7 L=17	#193 026 5 M6x16	#194 003 5 S3
<b>R = 4</b>	#310 890 4 R=4	#199 032 7 L=17	#193 026 5 M6x16	#194 003 5 S3
<b>R = 5</b>	#310 890 5 R=5	#199 032 7 L=17	#193 026 5 M6x16	#194 003 5 S3
<b>R = 6</b>	#310 890 6 R=6	#199 032 7 L=17	#193 026 5 M6x16	#194 003 5 S3
<b>R = 8</b>	#310 890 8 R=8	#199 032 7 L=17	#193 026 5 M6x16	#194 003 5 S3
<b>R = 10</b>	#310 891 0 R=10	#199 032 7 L=17	#193 026 5 M6x16	#194 003 5 S3
<b>R = 15</b>	#310 891 5 R=15	#199 032 7 L=17	#193 026 5 M6x16	#194 003 5 S3
<b>R = 20</b>	#310 892 0 R=20	#199 097 0 L=24	#193 026 5 M6x16	#194 003 5 S3
<b>R = 25</b>	#310 892 5 R=25	#199 098 0 L=29	#193 026 5 M6x16	#194 003 5 S3
<b>R = 30</b>	#310 893 0 R=30	#199 099 0 L=34	#193 026 5 M6x16	#194 003 5 S3



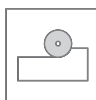
1:1



Grooving



Rebating



Planning



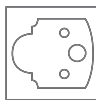
Profiling



Jointing




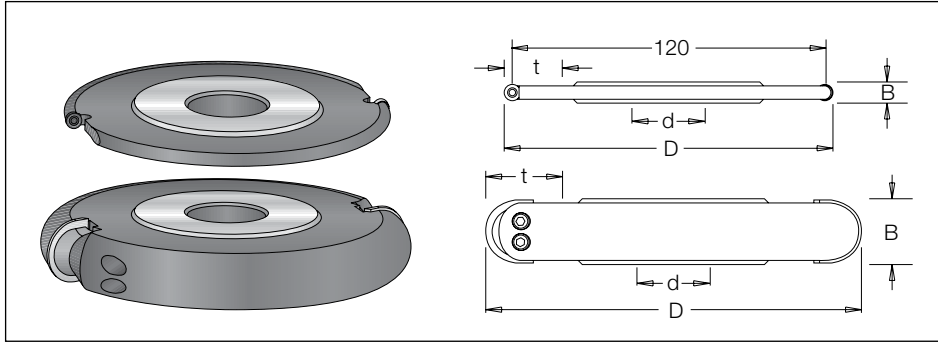
Door Frame & Panel



Multi Profile

## Convex Profile Cutter

Cutterhead bodies in hard wearing aluminium or steel, complete with disposable tungsten carbide knives. Suitable for producing various radii coves or rule joints in softwood, hardwood and man-made boards on a spindle moulder. All cutterheads can be used with a 120mm bearing for cutting uniform depth profiles.



EN847-1  
EN847-2



Hand  
feed

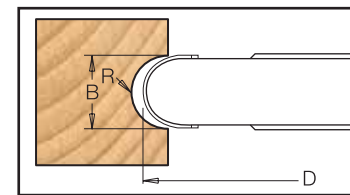
øD	B	R	Code No.	Z	ød	ød Max.	Max. t	n
126	6	3	7210301	2	30	50	28	4,500 - 10,600
128	8	4	7210311	2	30	50	29	4,500 - 10,600
130	10	5	7210321	2	30	50	30	4,500 - 10,600
132	12	6	7210331*	2	30	50	31	5,700 - 10,100
136	16	8	7210341*	2	30	50	33	5,600 - 8,400
140	20	10	7210351*	2	30	50	35	5,400 - 9,500
144	24	12	7210361*	2	30	50	37	5,300 - 9,200
150	30	15	7210371*	2	30	50	40	5,000 - 8,900

Aluminum

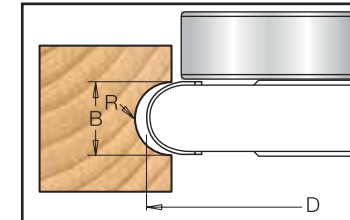
### Spare parts:



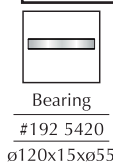
R	T.C. Blade	Wedge	Torx screw	Torx key	Allen screw	Allen key
R = 3	#300 040 0 R=3		#193 420 0 M2.5x6.5	194 111 0 T7		
R = 4	#300 040 2 R=4		#193 425 0 M3x8	194 110 0 T9		
R = 5	#300 040 3 R=5		#193 430 0 M3.5x12	194 101 5 T15		
R = 6	#300 650 6 R=6	#199 050 1 L=9			#193 026 5 M6x16	194 003 5 S3
R = 8	#300 650 8 R=8	#199 050 2 L=11			#193 026 5 M6x16	194 003 5 S3
R = 10	#300 651 0 R=10	#199 050 3 L=17			#193 026 5 M6x16	194 003 5 S3
R = 12	#300 651 2 R=12	#199 050 4 L=18.3			#193 026 5 M6x16	194 003 5 S3
R = 15	#300 651 5 R=15	#199 050 5 L=24			#193 026 5 M6x16	194 003 5 S3
R = 20	#300 652 0 R=20	#199 050 6 L=35			#193 026 5 M6x16	194 003 5 S3



### Option with Bearing



1:1



Bearing  
#192 5420  
ø120x15xø55



Grooving



Rebating



Planning



Profiling



Jointing



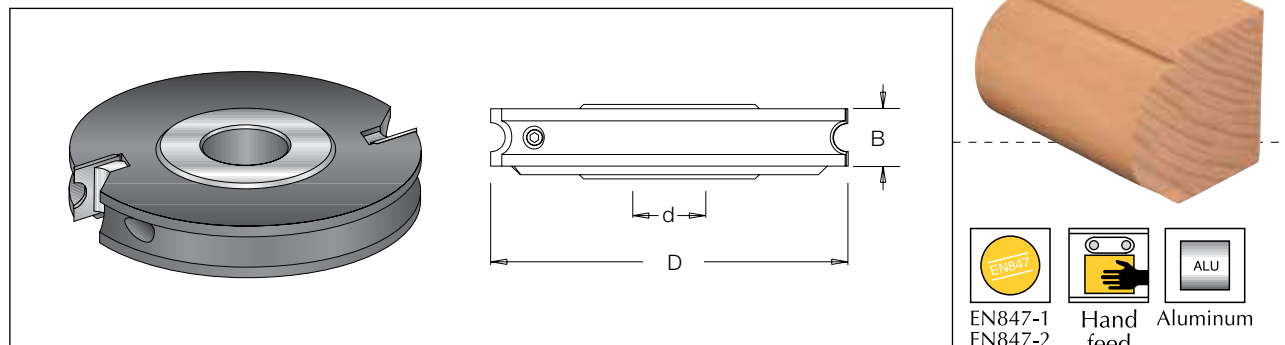
Door Frame  
& Panel



Multi Profile

### Concave Profile Cutter

Cutterhead body in hard wearing aluminium complete with disposable tungsten carbide knives. Suitable for producing various radii beads in softwood, hardwood and man-made boards on a spindle moulder.



øD	B	R	Code No.	Z	ød	ød Max.	n
125	15	3	7526031	2	30	50	6,000 - 10,000
	15	4	7526041	2	30	50	6,000 - 10,000
	20	5	7526051	2	30	50	6,000 - 10,000
	20	6	7526061	2	30	50	6,000 - 10,000
	30	8	7526081	2	30	50	6,000 - 10,000
	30	10	7526101	2	30	50	6,000 - 10,000
	30	12	7526121	2	30	50	6,000 - 10,000
	30	15	7526151	2	30	50	6,000 - 10,000
135	50	20	7526201	2	30	50	5,500 - 9,000

#### Spare parts:



T.C. Blade



Wedge

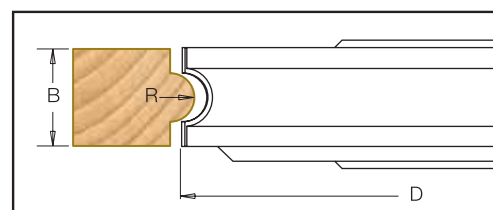


Allen screw



Allen Key

<b>R3</b>	#312 400 3 R3	#199 032 6 L=14	#193 026 5 M6x16	#194 003 5 S3
<b>R4</b>	#312 400 4 R4	#199 032 6 L=14	#193 026 5 M6x16	#194 003 5 S3
<b>R5</b>	#312 400 5 R5	#199 032 7 L=17	#193 026 5 M6x16	#194 003 5 S3
<b>R6</b>	#312 400 6 R6	#199 032 7 L=17	#193 026 5 M6x16	#194 003 5 S3
<b>R8</b>	#312 400 8 R8	#199 046 5 L=24	#193 026 5 M6x16	#194 003 5 S3
<b>R10</b>	#312 401 0 R10	#199 046 5 L=24	#193 026 5 M6x16	#194 003 5 S3
<b>R12</b>	#312 401 2 R12	#199 046 6 L=24	#193 026 5 M6x16	#194 003 5 S3
<b>R15</b>	#312 401 5 R15	#199 046 1 L=38	#193 026 5 M6x16	#194 003 5 S3
<b>R20</b>	#312 402 0 R20	#199 045 0 L=46	#193 026 5 M6x16	#194 003 5 S3



1:1



Grooving



Rebating



Planning



Profiling



Jointing




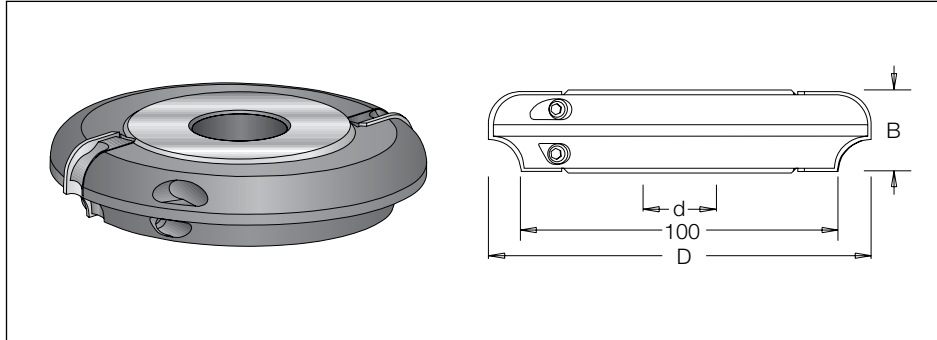
Door Frame & Panel



Multi Profile

## Corner Round / Cove Cutter

Cutterhead body in hard wearing aluminium, complete with disposable tungsten carbide knives. Suitable for rounding over and producing matching cove joints in softwood, hardwood and man-made boards on a spindle moulder. All cutterheads can be used with a 100mm bearing for cutting uniform depth profiles.



EN847-1  
EN847-2

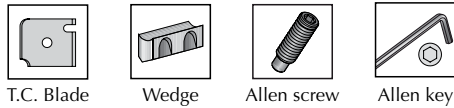
Hand  
feed

Aluminum

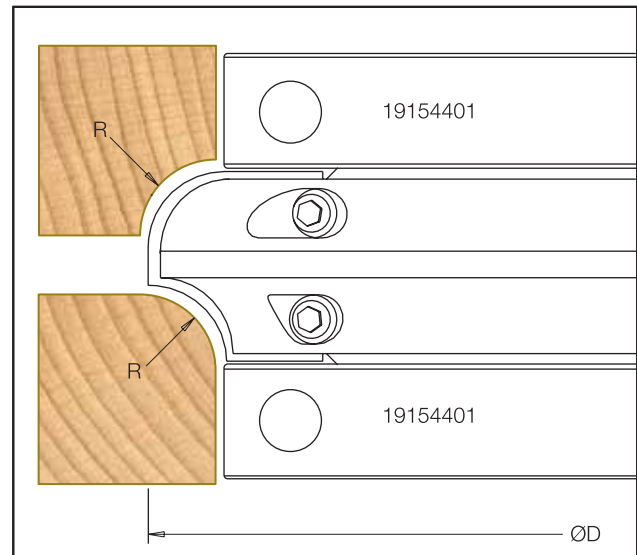
øD	R	Code No.	Z	B	ød	ød Max.	n
106	3	7511031	2	20	30	50	7,300 - 10,100
110	5	7511051	2	20	30	50	7,000 - 9,900
112	6	7511061	2	20	30	50	6,900 - 9,700
116	8	7511081	2	20	30	50	6,600 - 9,500
120	10	7511101	2	25	30	50	6,400 - 10,000
124	12	7511121	2	30	30	50	6,200 - 9,800
130	15	7511151	2	35	30	50	5,900 - 9,500
140	20	7511201	2	50	30	50	5,500 - 9,000
150	25	7511251	2	60	30	50	5,100 - 6,000
153	30*	7511301	2	60	30	50	4,900 - 5,800

⚠ Can be used with ball bearing ø100 code No. 191 540 1.  
\* The radius is not Complete.

### Spare parts:



	T.C. Blade	Wedge	Allen screw	Allen key
<b>R3</b>	#310 894 4 R3	#199 091 0 L=18	#193 026 5 M6x16	#194 003 5 S3
<b>R5</b>	#310 894 6 R5	#199 091 0 L=18	#193 026 5 M6x16	#194 003 5 S3
<b>R6</b>	#310 894 7 R6	#199 091 0 L=18	#193 026 5 M6x16	#194 003 5 S3
<b>R8</b>	#310 894 9 R8	#199 091 0 L=18	#193 026 5 M6x16	#194 003 5 S3
<b>R10</b>	#310 895 0 R10	#199 092 0 L=23	#193 026 5 M6x16	#194 003 5 S3
<b>R12</b>	#310 895 2 R12	#199 092 5 L=28	#193 026 5 M6x16	#194 003 5 S3
<b>R15</b>	#310 895 3 R15	#199 093 0 L=33	#193 026 5 M6x16	#194 003 5 S3
<b>R20</b>	#310 895 4 R20	#199 094 0 L=48	#193 026 5 M6x16	#194 003 5 S3
<b>R25</b>	#310 895 5 R25	#199 095 0 L=58	#193 026 5 M6x16	#194 003 5 S3
<b>R30</b>	#310 895 6 R30	#199 096 0 L=58	#193 026 5 M6x16	#194 003 5 S3



1:1



Grooving



Rebating



Planning



Profiling



Jointing




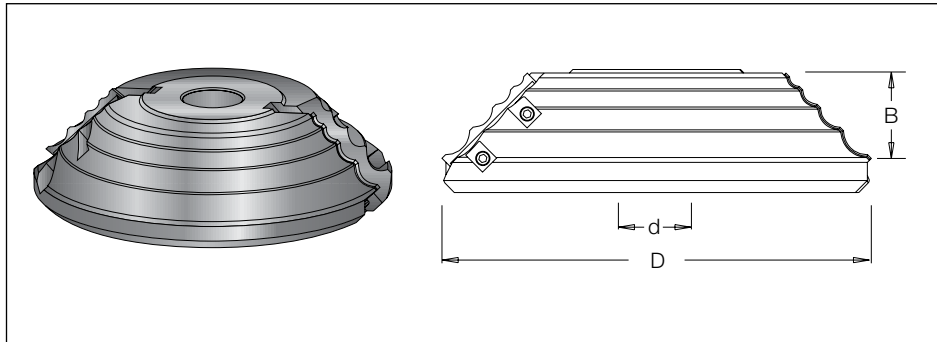
Door Frame  
& Panel



Multi Profile

### Multi Round Over Cutter

Cutterhead body in hard wearing aluminium, complete with disposable tungsten carbide knives. Suitable for rounding over the edge of softwood, hardwood and man-made boards on a spindle moulder. Either raising or lowering the cutterhead on the machine selects different radii.



øD	B	Code No.	R	Z	ød	ød Max.	n
140	18	7521091	2,3,5	2	30		5,400 - 8,800
180	35	7521101	4,6,8,10	2	30	50	4,500 - 7,500

#### Spare parts:



T.C. Blade  
#310 855 0  
R=2, 3, 5



Wedge  
#199 048 6  
L=24



Allen screw  
#193 026 5  
M6x16



Allen key  
#194 003 5  
S3

R = 2, 3, 5

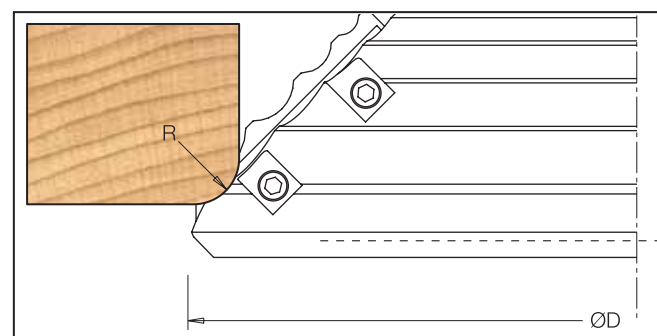
R = 4, 6, 8, 10

#310 854 9  
R=4, 6, 8, 10

#199 048 5  
L=48

#193 026 5  
M6x16

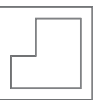
#194 003 5  
S3



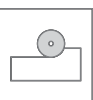
Scale 1:1



Grooving



Rebating



Planning



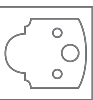
Profiling



Jointing




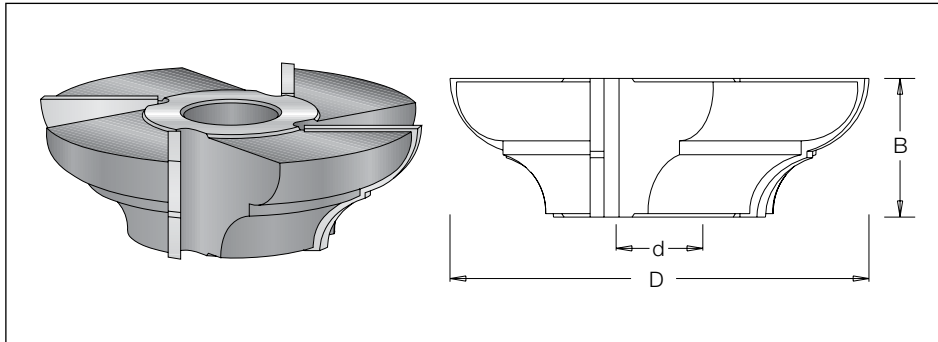
Door Frame & Panel



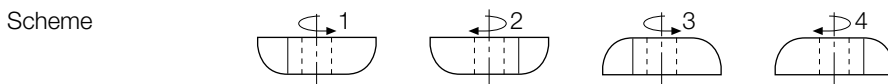
Multi Profile

## Custom Made Profile Cutters - Order Instructions

Hard wearing steel body, red paint coated. Complete with tungsten carbide brazed knives. Profiles according to customer demands, mainly suitable for soft and hardwood.



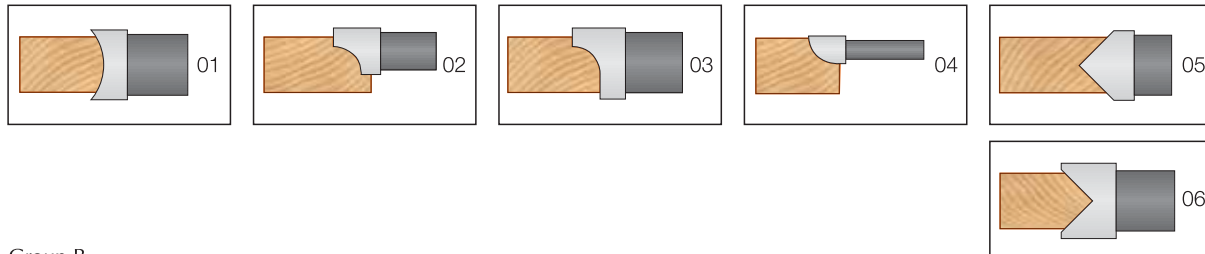
Diameter	80	100	125	150	180	200							
Teeth	2,3,4	2,3,4	2,3,4,6	2,3,4,6	2,3,4,6	2,3,4,6							
Width (mm)	15	20	25	30	35	40	45	50	60	70	80	90	100



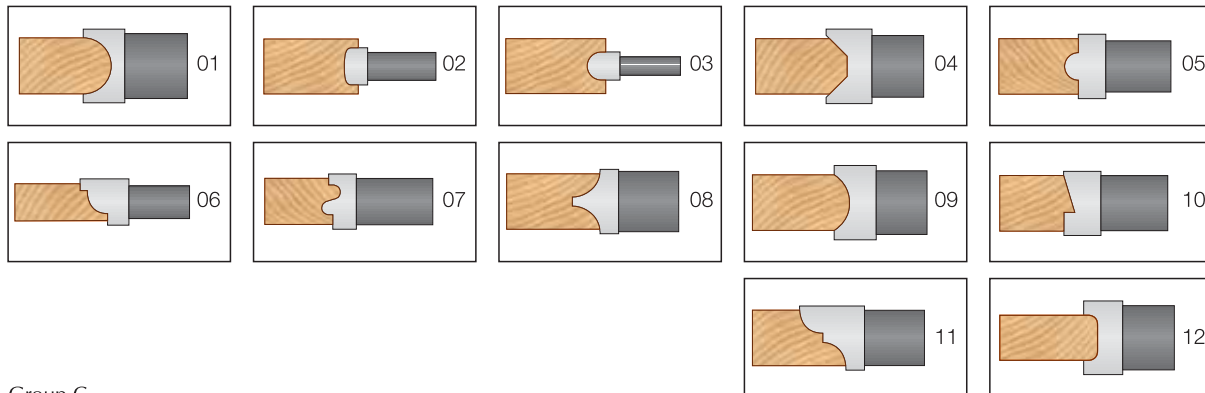
**!** Profile Cutters are made to order.  
The division of three main groups as an indication only.

When ordering please state:  
1. Group  
2. Profile number in the group  
3. Diameter  
4. Number of teeth  
5. Cutting width  
6. Scheme.  
Standard bore 30mm, others on order.

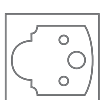
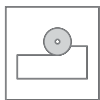
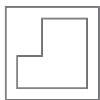

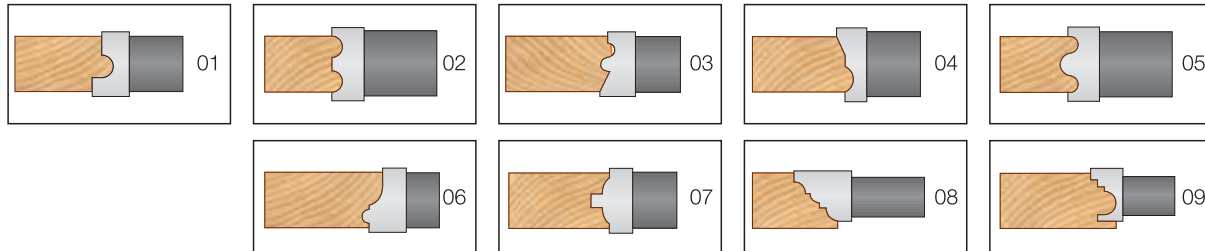
### Group A



### Group B


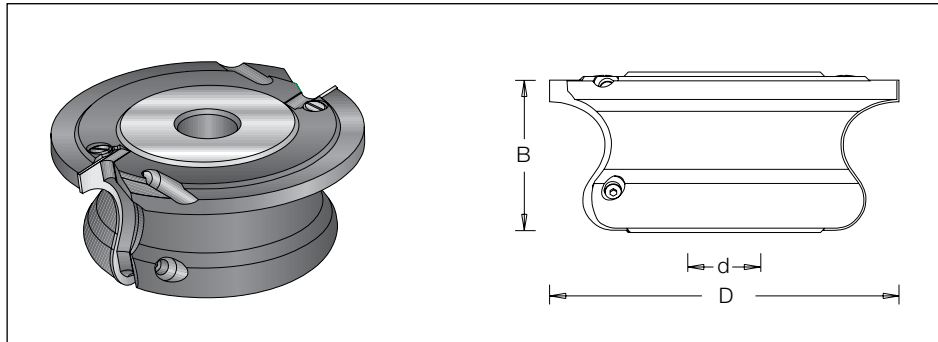


### Group C



### Handrail Cutter

Cutterhead bodies in hard wearing aluminium, complete with disposable tungsten carbide knives. Suitable for producing two different handrail profiles for stairs and banisters in solid softwood or hardwood on a spindle moulder.



øD	B	Code No.	Profile	Z	ød	ød Max.	n
130	70	7525101	A	2	30	40	5,800 - 7,700
160	70	7525151	B	2	30	50	4,700 - 7,200

#### Spare parts:



**T.C. Blade**  
#310 887 0  
69.5x33.5x2



**Wedge**  
#199 085 0  
L=63



**Allen screw**  
#193 026 7  
M8x16



**Allen key**  
#194 003 6  
S4

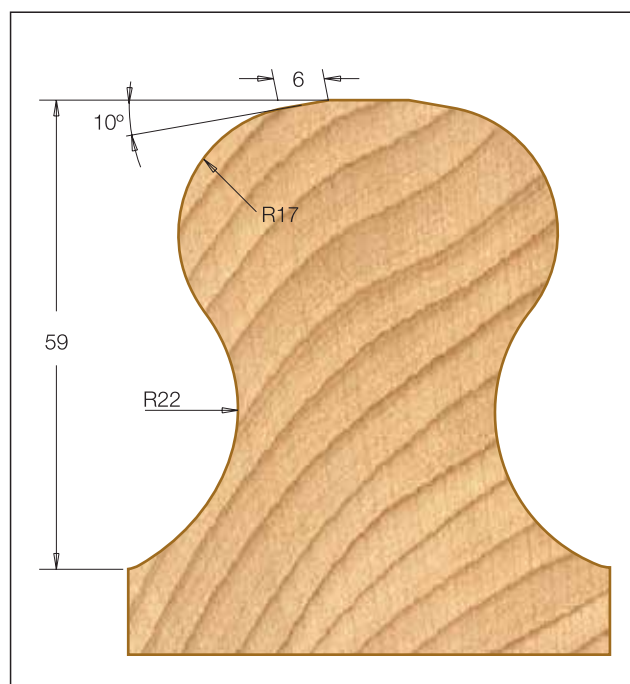
#### Profile A

#310 887 1  
70x34x2

#199 086 0  
L=65

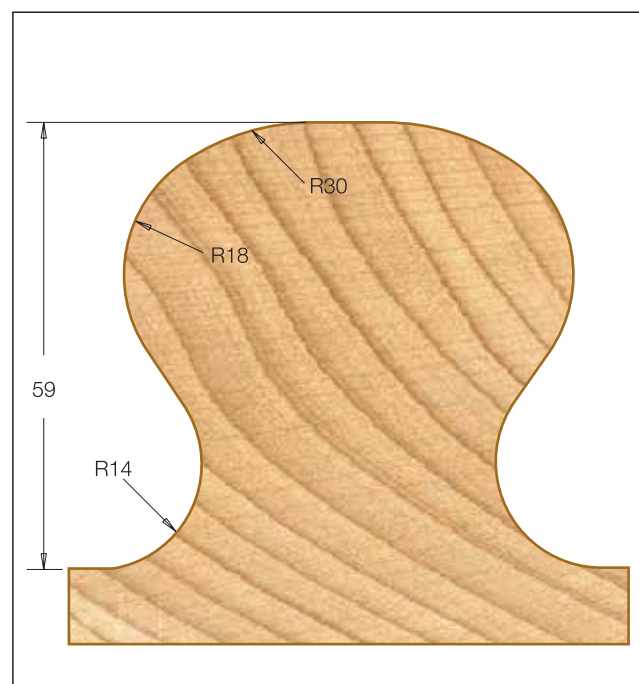
#193 026 7  
M8x16

#194 003 6  
S4



Scale 1:1

Profile A



Profile B



Grooving



Rebating



Planning



Profiling



Jointing




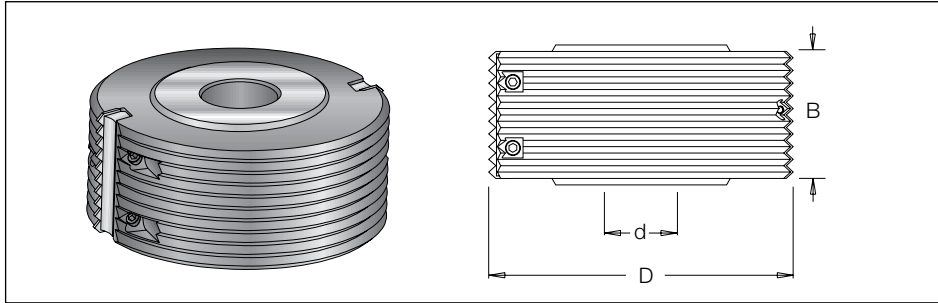
Door Frame & Panel



Multi Profile

### Glue Joint Cutter

Cutterhead bodies in hard wearing aluminium, complete with disposable tungsten carbide knives. Suitable for producing glue joints in softwood, hardwood and man-made boards on a spindle moulder.



øD	B	Code No.	Z	ød	ød Max.	n
90	50	7410001	2	30	50	8,500 - 12,000
120	50	7410011	2	30	50	6,100 - 10,000

#### Spare parts:



T.C. Blade  
#310 850 7  
50x12x1.5



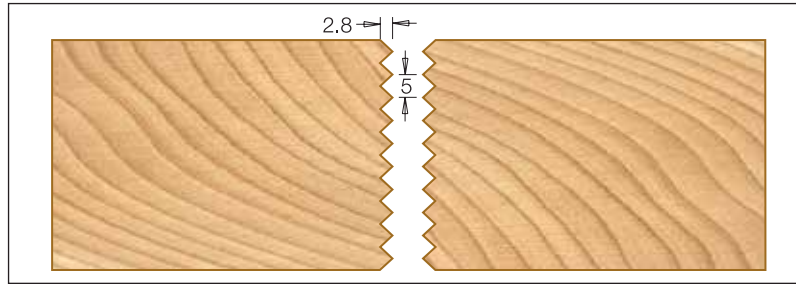
Wedge  
#199 049 5  
L=48



Allen screw  
#193 049 5  
M6x12




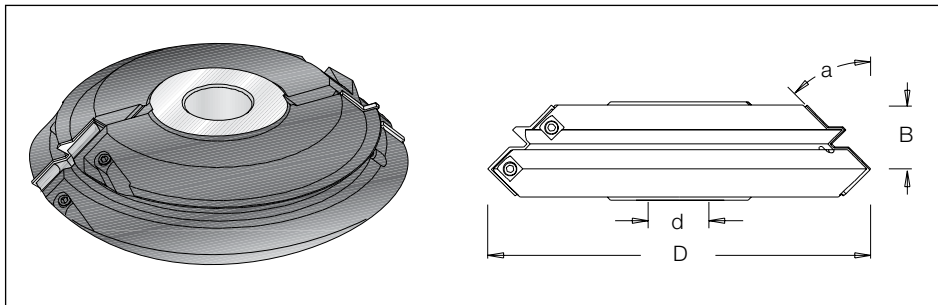
Allen key  
194 003 5  
S3



Scale1:1

### Disposable Insert 45° Mitre Lock Cutter

Hard wearing aluminium body complete with two disposable tungsten carbide knives. Suitable for producing 45° mitre lock joints in softwood, hardwood and man-made boards on a spindle moulder. Can also be used for jointing horizontal pieces of timber.



øD	B	a	Code No.	Z	ød	ød Max.	n
170	28	45°	7410031	2	30	50	4,500 - 7,900

#### Spare parts:



T.C. Blade  
#372 356 0  
40x23x2




Wedge  
#199 041 0  
L=38




Allen screw  
#193 026 0  
M6x16




Allen key  
#194 003 5  
S3



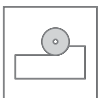
Scale1:1



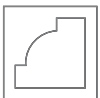
Grooving



Rebating



Planing



Profiling



Joining



Door Frame & Panel

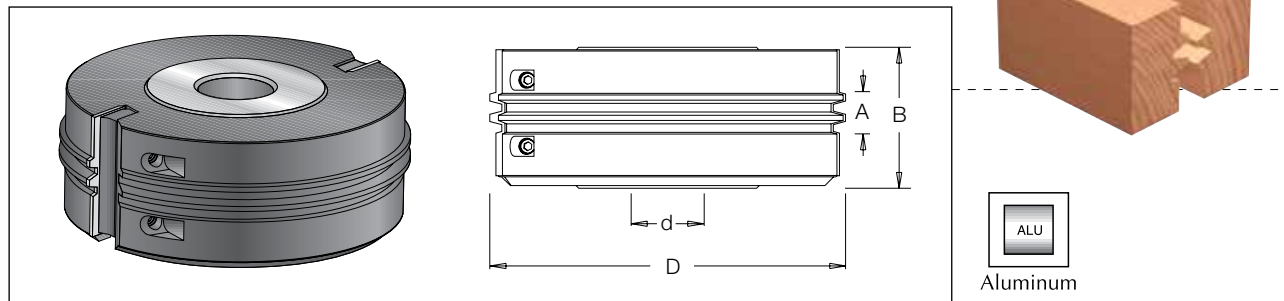


Multi Profile



### Glue Joint Cutter

Cutterhead bodies in hard wearing steel and aluminium complete with disposable tungsten carbide knives. Suitable for producing 'finger style' reversible glue joints in softwood, hardwood and man-made boards on a spindle moulder.

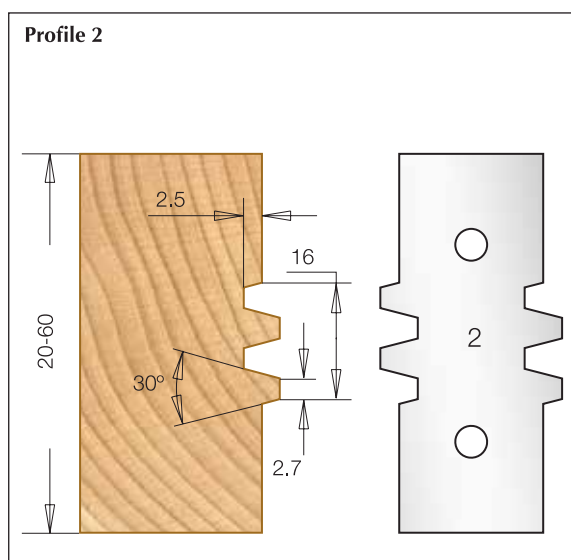
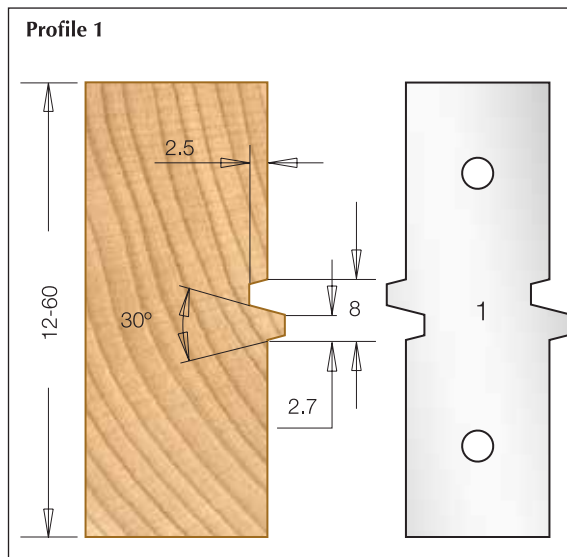


øD	B	Code No.	Profile	A	ød	ød Max.	n
120	60	7410041*	1	8	30	50	6,500 - 9,500
140	50	7410061	2	16	30	50	5,400 - 8,800
	60	7410051	3	24	30	50	5,400 - 8,800

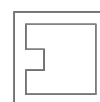
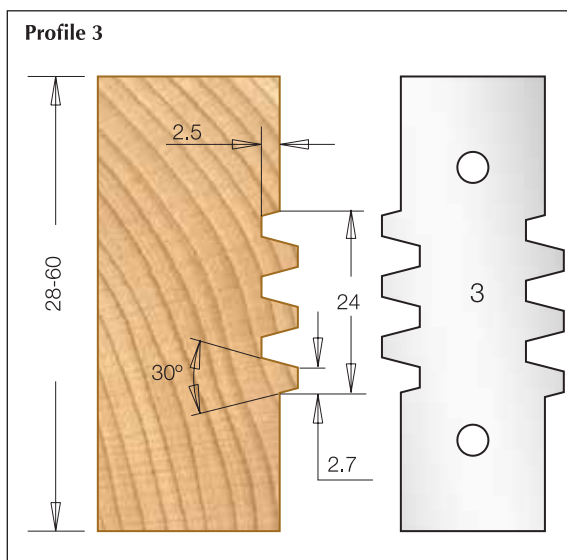
\* Aluminum

#### Spare parts:

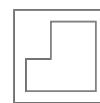
<b>1 Teeth</b>	#310 855 1 60x24x2	#199 037 2 L=58	#193 026 5 M6x16	#194 003 5 S3
<b>2 Teeth</b>	#310 855 2 50x24x2	#199 037 3 L=48	#193 026 5 M6x16	#194 003 5 S3
<b>3 Teeth</b>	#310 850 1 60x24x2	#199 037 2 L=58	#193 026 5 M6x16	#194 003 5 S3



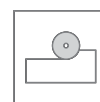
Scale 1:1



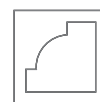
Grooving



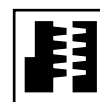
Rebating



Planning



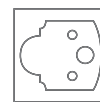
Profiling



Joining




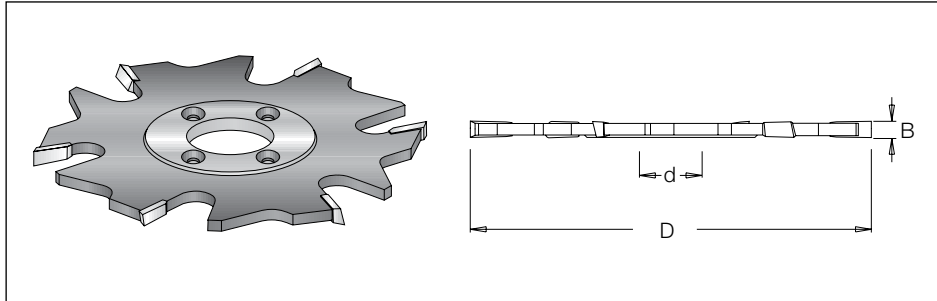
Door Frame & Panel



Multi Profile

## Biscuit Jointer Cutter

Hard wearing steel tool body complete with six tungsten carbide tips (two positive and four negative angle). Suitable for producing grooves and slots in softwood, hardwood and man-made boards for biscuit jointing. For use with most biscuit jointing machines.


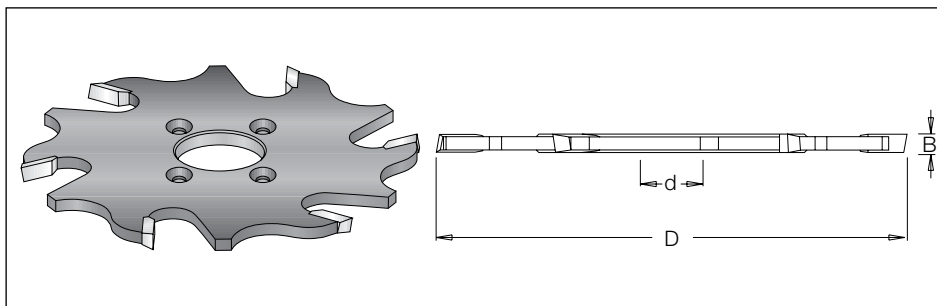


øD	B	Code No.	Z	ød	n
100	4	7072004	6	22	7,600 - 13,400

**!** Cutter for joining Lamello. The width of the cutter is suited to the original Lamello joint plates. The size of the Lamello joint plates determine the depth of the penetration.  
 2 Teeth positive angle.  
 4 Teeth negative angle.


## Biscuit Jointer Cutter

Hard wearing steel tool body complete with six positive tungsten carbide tips. Suitable for producing grooves and slots in softwood, hardwood and man-made boards for biscuit jointing. For use with most biscuit jointing machines.

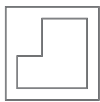


øD	B	Code No.	Z	ød	n
100	4	7072024	6	22	7,600 - 13,400

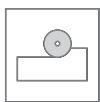
**!** Cutter for joining Lamello. The width of the cutter is suited to the original Lamello joint plates. The size of the Lamello joint plates determine the depth of the penetration.  
 All teeth positive angle.



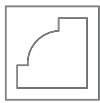
Grooving



Rebating



Planning



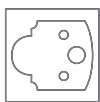
Profiling



Jointing




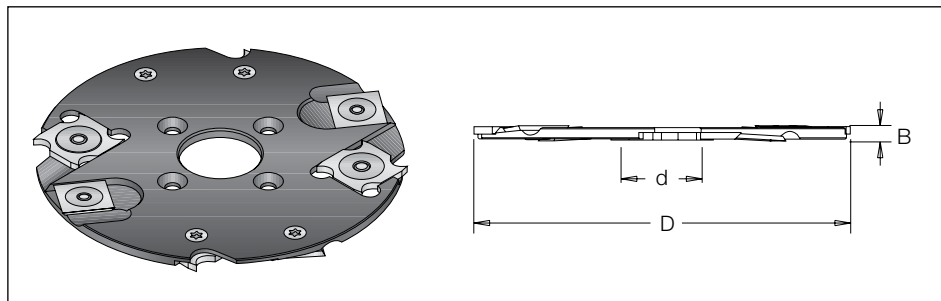
Door Frame & Panel



Multi Profile

### Biscuit Jointer Cutter

Hard wearing steel body complete with disposable tungsten carbide knives and scorers. Suitable for producing grooves and slots in softwood, hardwood and man-made boards for biscuit jointing. For use with most biscuit jointing machines.



øD	B	Code No.	Z	ød	n
100	4	7210204	4+4	22	7,600 -13,400

Spare parts:



T.C. Blade  
#300 850 1  
18x18x2



T.C. Blade  
#300 850 2  
14x14x1.2



T.C. Blade Nut  
#192 350 0  
M4x0.5x11



T.C. Blade Nut  
#192 360 0  
M4x0.5x9.9



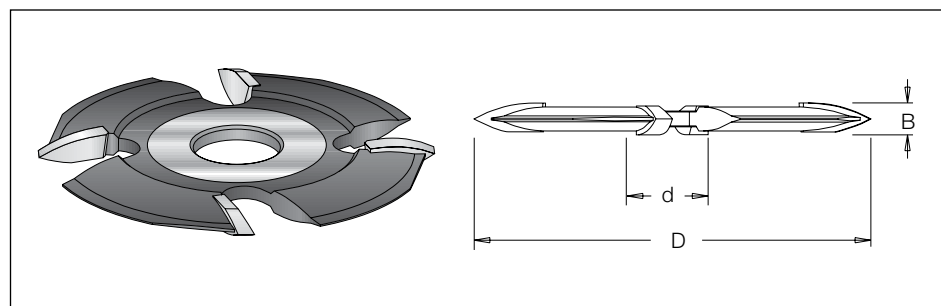
Torx screw  
#193 028 0  
M4x3.2



Torx key  
194 110 0  
T9

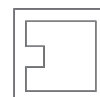
### Resin Pocket Cutters

Hard wearing steel tool body complete with four tungsten carbide tips. Suitable for producing grooves and slots in softwood and hardwood for hiding ugly resin spots or knots.

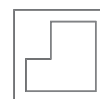


øD	B	Code No.	Z	ød	n
100	8	7075204	4	22	7,600 - 13,400
	15	7075254	4	22	7,600 - 13,400

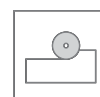
⚠ Cutter for manual feed. Mini-spot cutters designed for cutting out the resin pockets.



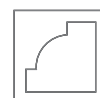
Grooving



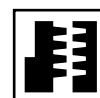
Rebating



Planing



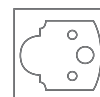
Profiling



Joining



Door Frame & Panel

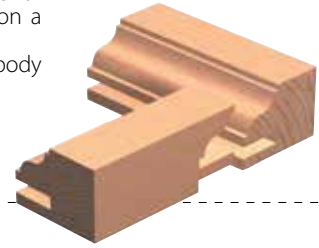
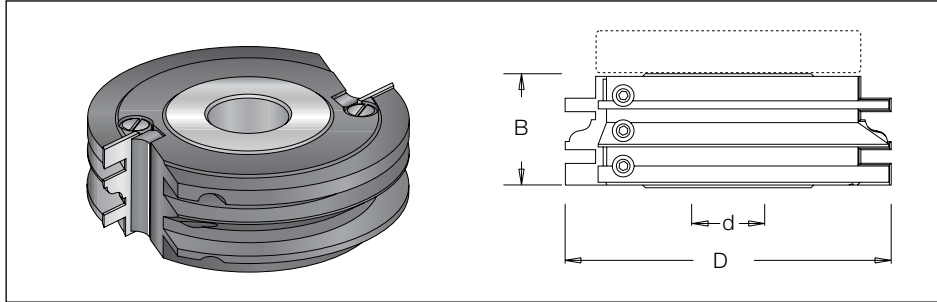


Multi Profile

### Tongue & Groove Cutter (Max. 27mm)

Cutterhead in hard wearing aluminium, complete with disposable tungsten carbide knives. Suitable for producing various profile / counter profile joints in softwood, hardwood and man-made boards on a spindle moulder.

Raising or lowering the cutter on the spindle moulder produces both parts of the joint. Same tool body accepts all four different profiles.



EN847-1  
EN847-2



Hand  
feed



Aluminum

øD	B	Code No.	Profile	Z	ød	ød Max.	n
	40	7420311	1	2	30	40	5,000 - 8,400
120	40	7420321	2	2	30	40	5,000 - 8,400
	40	7420331	3	2	30	40	5,000 - 8,400
	40	7420341	4	2	30	40	5,000 - 8,400

#### Spare parts:



T.C. Blade



Wedge



Allen screw

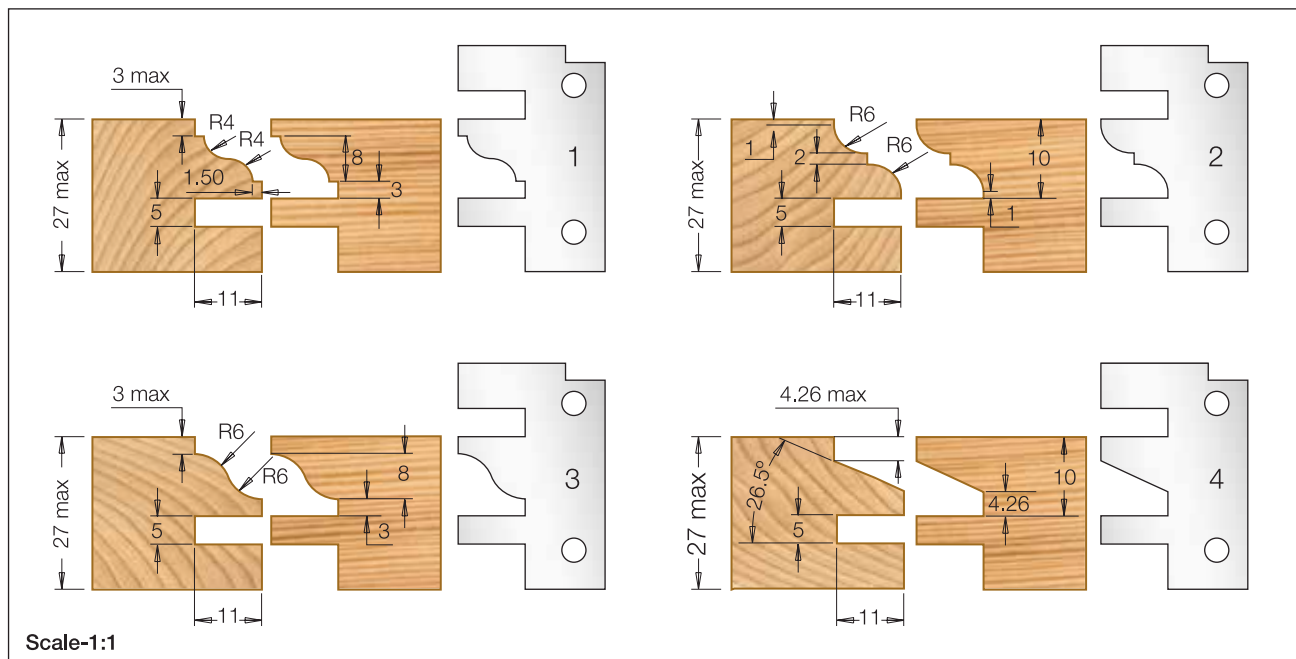


Allen key



Ball Bearing

Profile	#310 865 6 40x26x2	#199 042 5 L=38	#193 026 5 M6x16	#194 003 5 S3	#191 520 1 98x30x15
<b>Profile 1</b>	#310 865 6 40x26x2	#199 042 5 L=38	#193 026 5 M6x16	#194 003 5 S3	#191 520 1 98x30x15
<b>Profile 2</b>	#310 866 6 40x26x2	#199 042 5 L=38	#193 026 5 M6x16	#194 003 5 S3	
<b>Profile 3</b>	#310 867 5 40x26x2	#199 042 5 L=38	#193 026 5 M6x16	#194 003 5 S3	
<b>Profile 4</b>	#310 868 6 40x26x2	#199 042 5 L=38	#193 026 5 M6x16	#194 003 5 S3	



Scale-1:1



Grooving



Rebating



Planning



Profiling



Joining





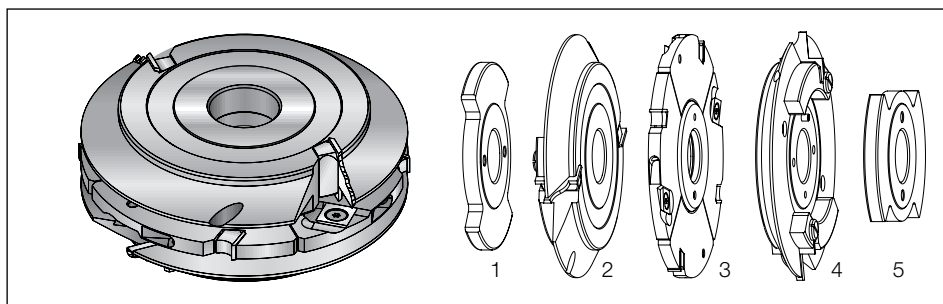
Door Frame  
& Panel



Multi Profile

### Counter - Profile Cutters Set (22-48mm)

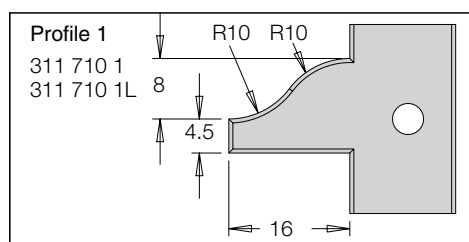
Cutterhead set in hard wearing aluminium, complete with disposable tungsten carbide knives. Suitable for producing various profile /counter profile joints in softwood, hardwood and man-made boards by using combinations of the supplied cutters. Max wood thickness 48 mm.



#### Profile 1

Set No.	øD	Code No.	Cutters in set	B	Frame type	t	n
Set 1	142	7426811	1x2,2,3,4	40-48	1, 2	16	5600-9500

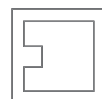
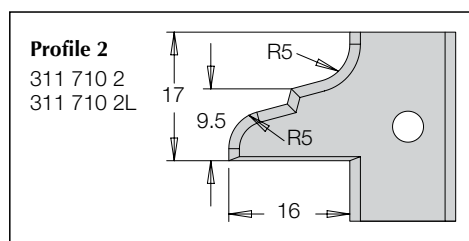
øD	B	Code No.	Cutter No.	Profile	z	ød
108	10	7420841	1			30
142	25	7420821	2	1L	2	30
142	8-15	7420831	3		4+4	30
142	25	7420811	4	1R	2	30



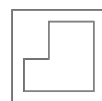
#### Profile 2

Set No.	øD	Code No.	Cutters in set	B	Frame type	t	n
Set 2	142	7426821	1x2,2,3,4	40-48	1, 2	16	5600-9500

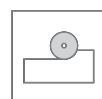
øD	B	Code No.	Cutter No.	Profile	z	ød
108	10	7420841	1			30
142	25	7422821	2	2L	2	30
142	8-15	7420831	3		4+4	30
142	25	7422811	4	2R	2	30



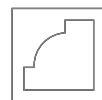
Grooving



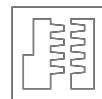
Rebating



Planning



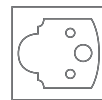
Profiling



Jointing



Door Frame & Panel



Multi Profile

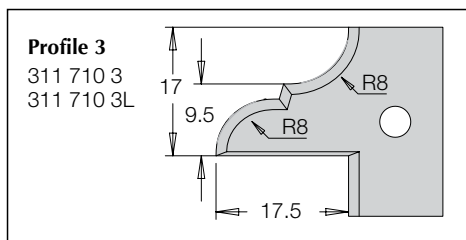
### Counter - Profile Cutters Set

#### Profile 3

Set No.	øD	Code No.	Cutters in set	B	Frame type	t	n
Set 3	142	7426831	1x2,2,3,4	40-48	1, 2	16	5,600-9,500

øD	B	Code No.	Cutter No.	Profile	z	ød
108	10	7420841	1			30
142	25	7423821	2	3L	2	30
142	8-15	7420831	3		4+4	30
142	25	7423811	4	3R	2	30

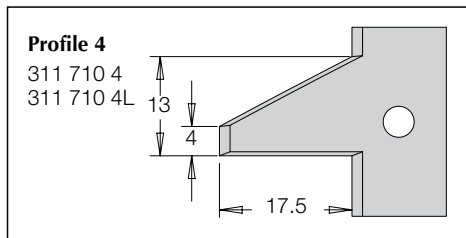


#### Profile 4

Set No.	øD	Code No.	Cutters in set	B	Frame type	t	n
Set 4	142	7426841	1x2,2,3,4	40-48	1, 2	16	5,600-9,500

øD	B	Code No.	Cutter No.	Profile	z	ød
108	10	7420841	1			30
142	25	7424821	2	4L	2	30
142	8-15	7420831	3		4+4	30
142	25	7424811	4	4R	2	30

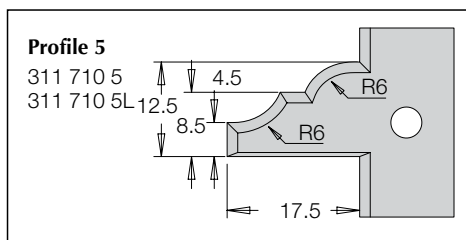


#### Profile 5

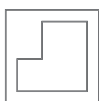
Set No.	øD	Code No.	Cutters in set	B	Frame type	t	n
Set 5	142	7426851	1x2,2,3,4	40-48	1, 2	16	5,600-9,500

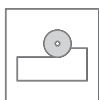
øD	B	Code No.	Cutter No.	Profile	z	ød
108	10	7420841	1			30
142	25	7425821	2	5L	2	30
142	8-15	7420831	3		4+4	30
142	25	7425811	4	5R	2	30



Grooving



Rebating



Planning



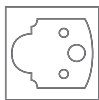
Profiling



Jointing



Door Frame & Panel

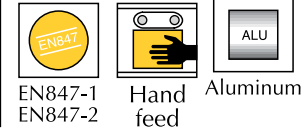

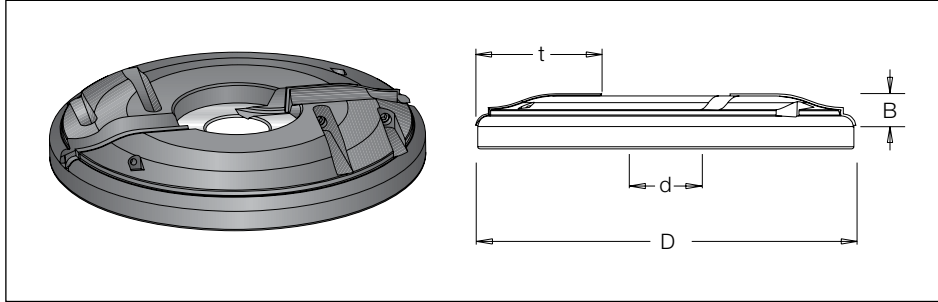


Multi Profile



### Raised Panel Cutter

Cutterhead in hard wearing aluminium, complete with disposable tungsten carbide knives. Suitable for producing raised panel profiles in softwood, hardwood and man-made boards on a spindle moulder.



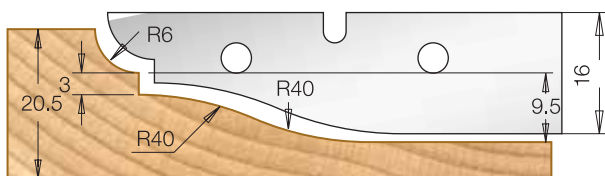
øD	B	Code No.	Z	Max.t	ød	ød Max.	n
180	25	7510081	2	57	30	40	4,500 - 7,500

Spare parts:

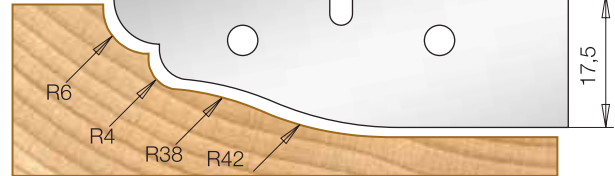
T.C. Blade	T.C. Blade	T.C. Blade	T.C. Blade	T.C. Blade	T.C. Blade	T.C. Blade	T.C. Blade
Profile 1	Profile 2	Profile 3	Profile 4	Profile 5	Profile 6	Profile 7	Profile 8
#310 853 9	#310 854 0	#310 854 1	#310 854 2	#310 854 3	#310 854 4	#310 854 5	#310 810 1
60x16x2	60x17.5x2	60x17.5x2	60x17.7x2	60x17.7x2	60x16x2	60x16x2	60x16x2

Wedge	Allen screw	Allen key
#199 049 0	#193 026 5	#194 003 4
L = 57.5	M6x16	S3

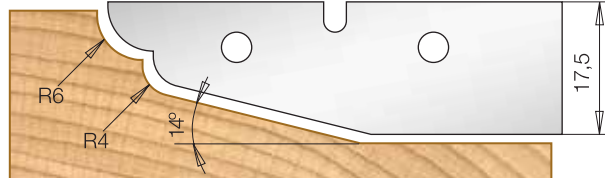
Profile 1



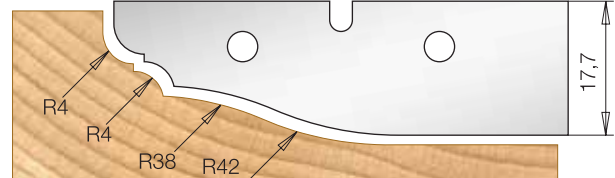
Profile 2



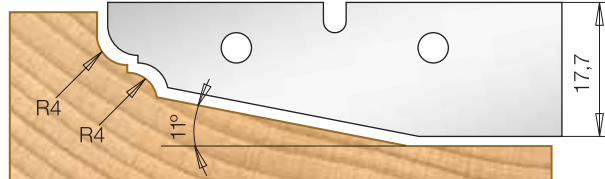
Profile 3



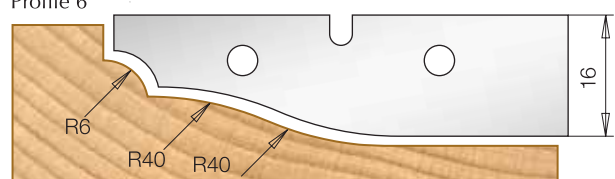
Profile 4



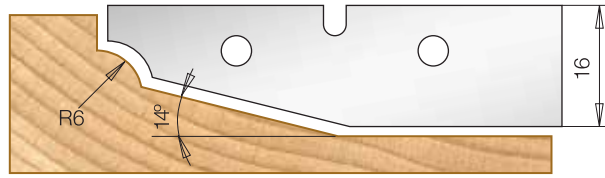
Profile 5



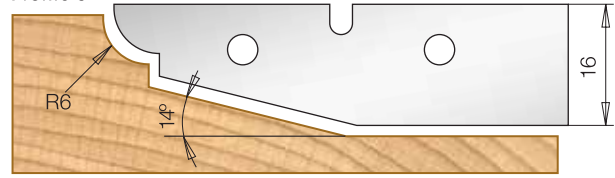
Profile 6




Profile 7




Profile 8



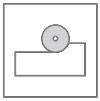
scale-1:1



Grooving



Rebating



Planing



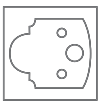
Profiling



Joining



Door Frame & Panel

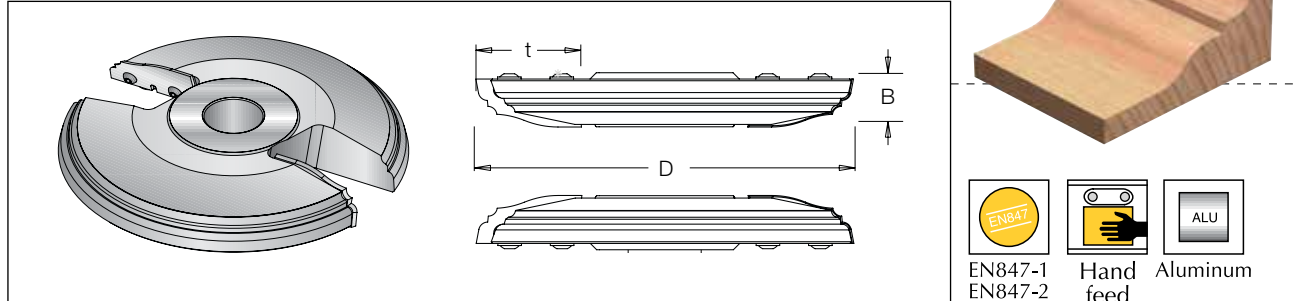


Multi Profile



### Raised Panel Cutter

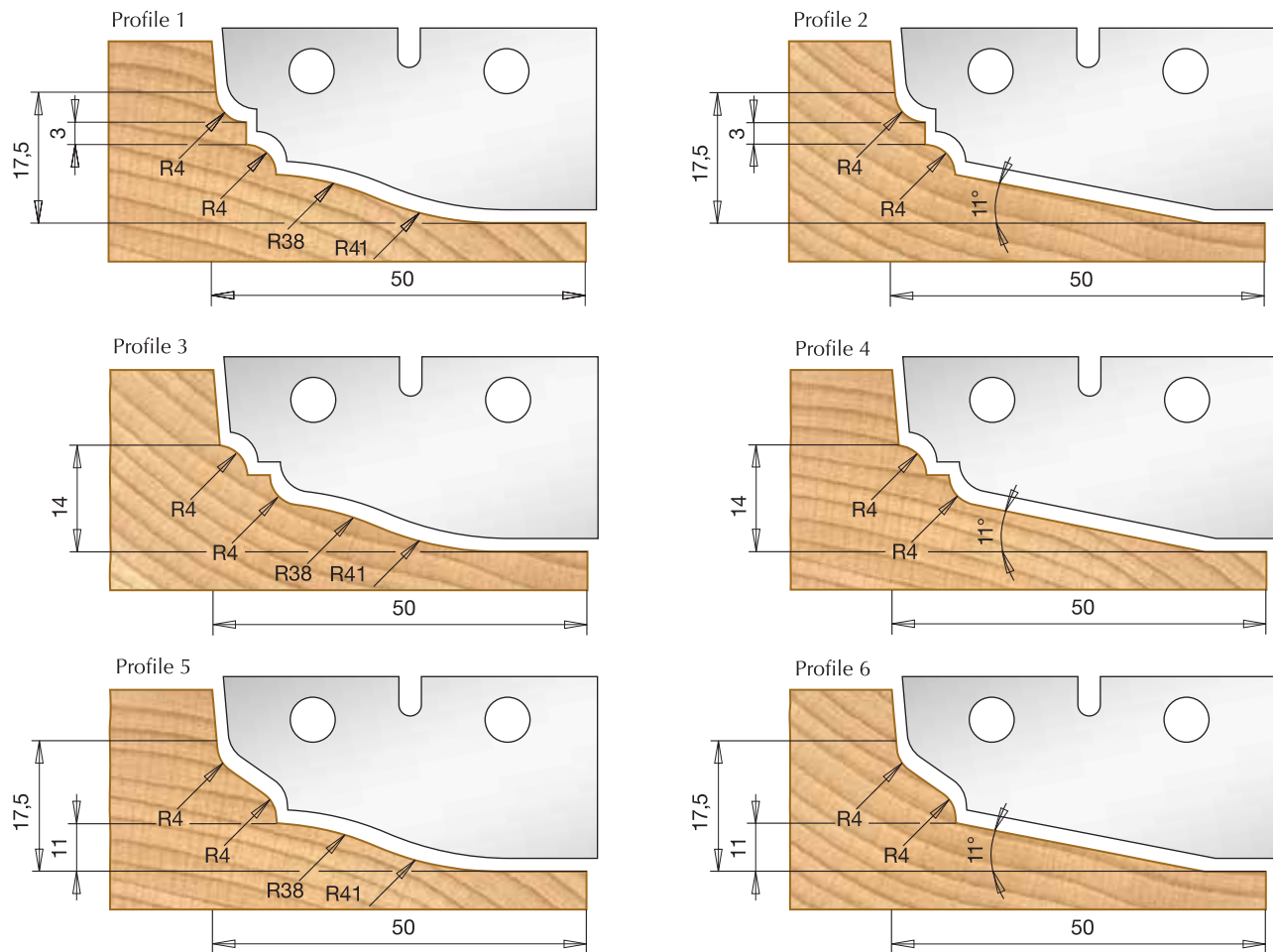
Cutterhead in hard wearing aluminium, complete with disposable tungsten carbide knives. Suitable for producing raised panel profiles in softwood, hardwood and man-made boards on a spindle moulder.



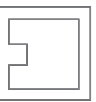
øD	B	Version	Code No.	Z	ød	Max. t	n
180	26	Top	See page 167	2	30	50	4,200 - 7,000
180	26	Bottom	See page 167	2	30	50	4,200 - 7,000

Spare parts:

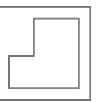
Version Top	T.C. Blade Profile 1	T.C. Blade Profile 2	T.C. Blade Profile 3	T.C. Blade Profile 4	T.C. Blade Profile 5	T.C. Blade Profile 6	Allen screw	Allen key
	#310 812 0	#310 813 0	#310 810 8	#310 813 1	#310 811 3	#310 813 2	#193 078 5	#194 003 5
	50x25x2	50x25x2	50x25x2	50x25x2	50x25x2	50x25x2	M5x8	S3
Version Bottom	#310 812 6 L	#310 813 0 L	#310 810 8 L	#310 813 1 L	#310 811 3 L	#310 813 2 L		
	50x25x2	50x25x2	50x25x2	50x25x2	50x25x2	50x25x2		



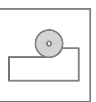
scale-1:1



Grooving



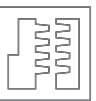
Rebating



Planning



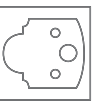
Profiling



Jointing



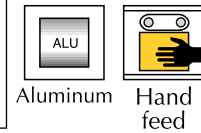

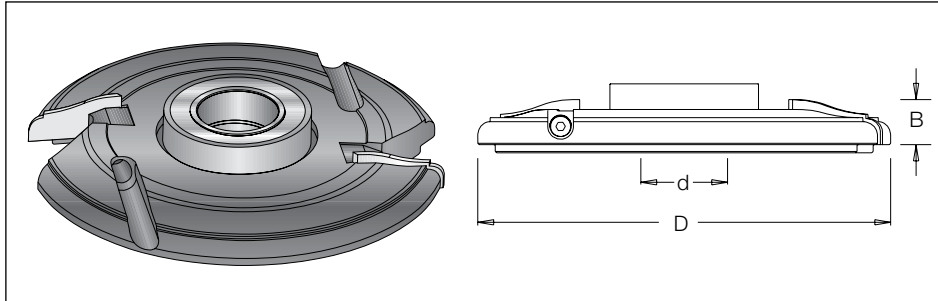
Door Frame & Panel



Multi Profile

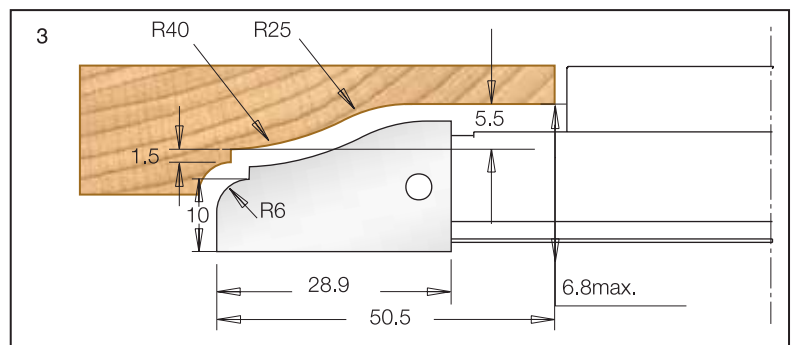
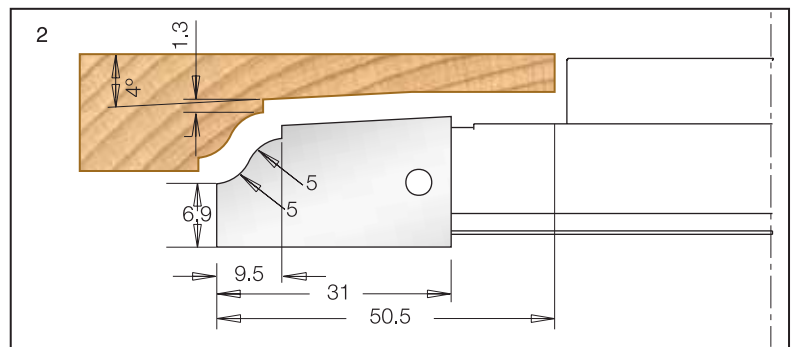
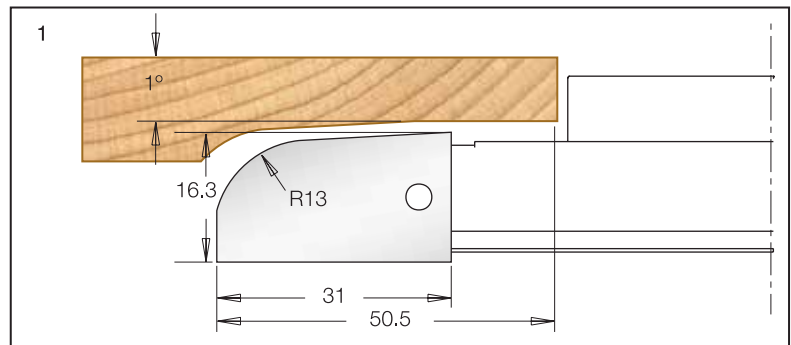
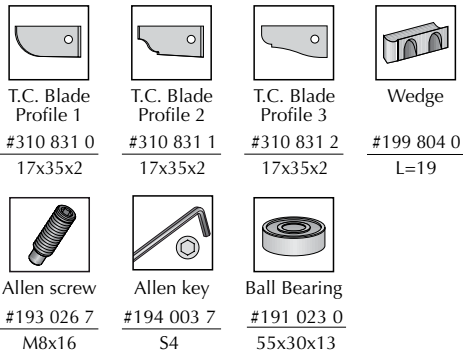
### Raised Panel Cutter

Cutterhead in hard wearing aluminium, complete with disposable tungsten carbide knives. Suitable for producing various panel profiles in softwood, hardwood and man-made boards on a spindle moulder. Same tool body accepts all three different profiles.




øD	B	Code No.	Profile	ød	n
156	17	7420271	1	30	5,000 - 9,000
	17	7420371	2	30	5,000 - 9,000
	17	7420471	3	30	5,000 - 9,000
Set	17	742 0071	1+2+3	30	5,000 - 9,000


#### Spare parts:



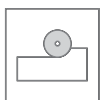
scale-1:1



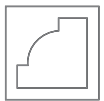
Grooving



Rebating




Planning



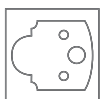
Profiling



Jointing




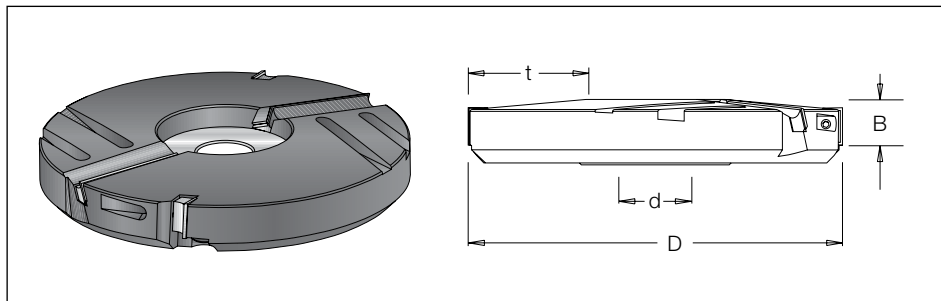
Door Frame & Panel



Multi Profile

### Raised Panel Cutter

Cutterhead in hard wearing aluminium, complete with two disposable tungsten carbide knives and two scribes. Suitable for producing raised panel profiles in softwood, hardwood and man-made boards on a spindle moulder.



øD	B	Code No.	Z	ød	ød Max.	Max. t	n
200	25	7510101	2+2	30	50	58	3,800 - 6,500

#### Spare parts:



T.C. Blade  
#310 722 0  
20x12x1.5



T.C. Blade  
#300 053 1  
60x12x1.5



Wedge  
#199 032 7  
L = 17



Wedge  
#199 033 5  
L = 58



Allen screw  
#193 026 5  
M6x16



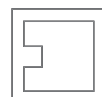
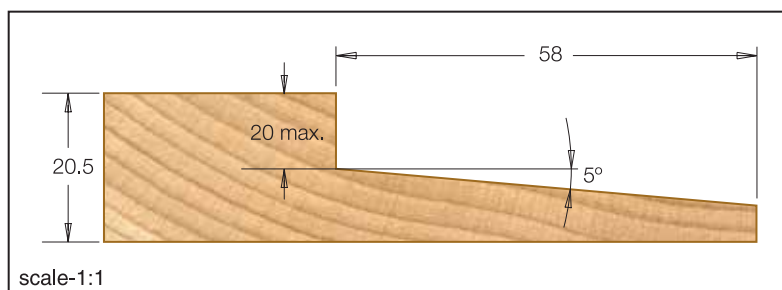
Allen key  
#194 003 4  
S3



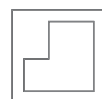
Allen screw  
#193 071 0  
M4x16



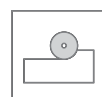
Allen key  
#194 020 0  
S2



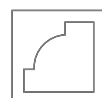
Grooving



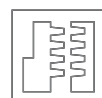
Rebating



Planning



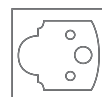
Profiling



Jointing



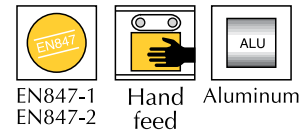

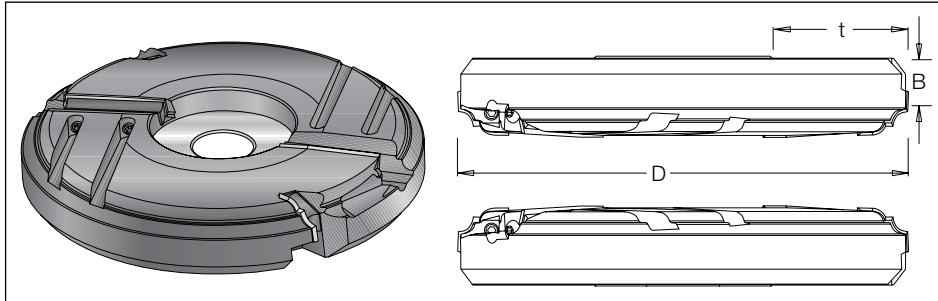
Door Frame  
& Panel



Multi Profile

### Raised Panel Cutter

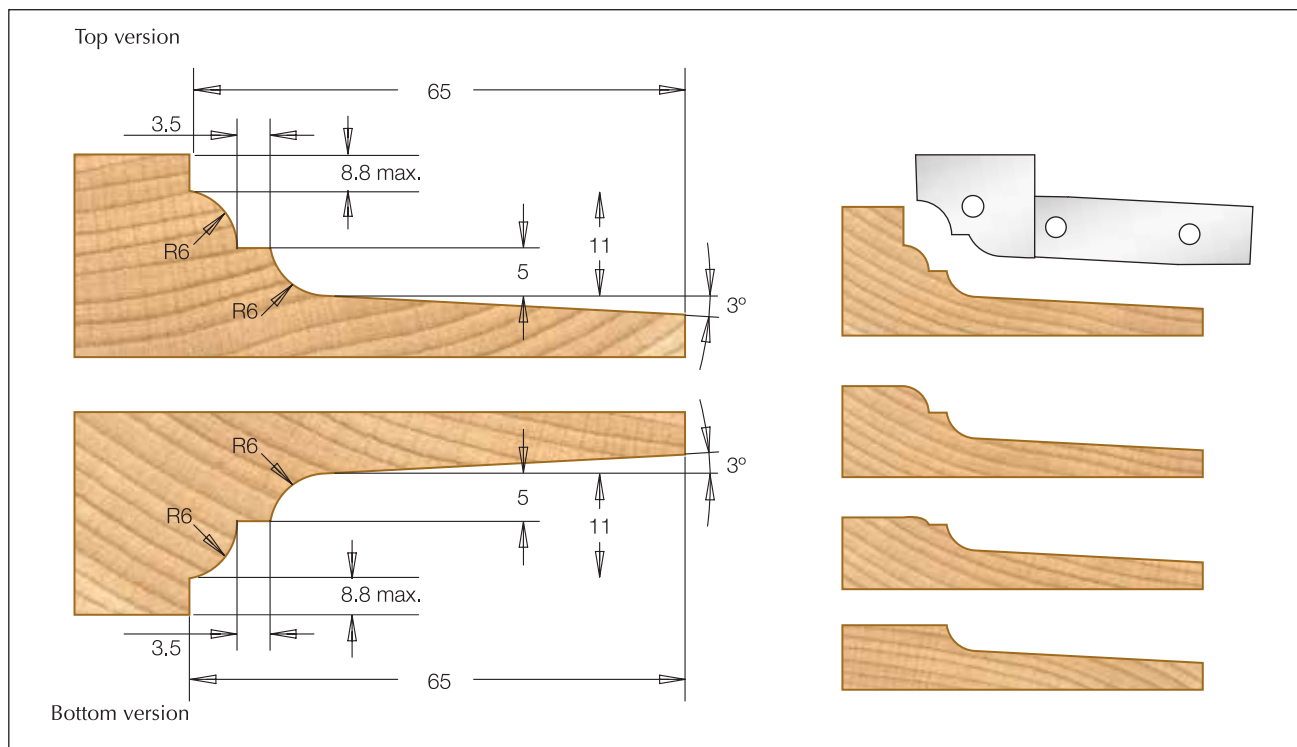
Cutterheads in hard wearing aluminium, complete with two disposable tungsten carbide knives and two scribes. Suitable for producing various raised panel profiles in softwood, hardwood and man-made boards. Raising or lowering the cutterhead on the spindle moulder produces different profiles.



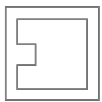
øD	B	Version	Code No.	Z	ød	ød Max.	Max. t	n
200	20	Top	7510021	2+2	30	50	65	3,800 - 6,500
	20	Bottom	7510521	2+2	30	50	65	3,800 - 6,500

#### Spare parts:


	T.C. Blade	T.C. Blade	Wedge	Wedge	Allen screw	Torx screw	Allen key	Allen key
Top version	#310 851 0 20x23x2	#310 851 1 50x12x1.5	#199 039 5 L = 18	#199 040 5 L = 48	#193 026 5 M6x16	#193 072 0 M6x10	#194 020 0 S2	#194 003 4 S3
Bottom version	#310 851 0 L 20x23x2	#310 851 1 L 50x12x1.5	#199 039 6 L = 18	#199 040 6 L = 48	#193 026 5 M6x16	#193 072 0 M6x10	#194 020 0 S2	#194 003 4 S3



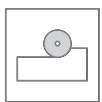
scale-1:1



Grooving



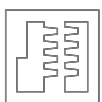
Rebating




Planning



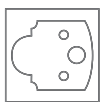
Profiling



Jointing



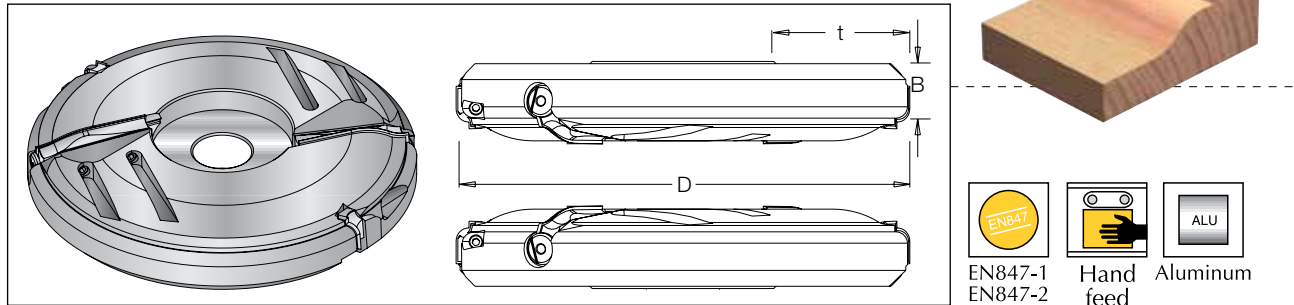
Door Frame & Panel



Multi Profile

### Raised Panel Cutter

Cutterheads in hard wearing aluminium, complete with two disposable tungsten carbide knives and two scribes. Suitable for producing various raised panel profiles in softwood, hardwood and man-made boards. Raising or lowering the cutterhead on the spindle moulder produces different profiles.



øD	B	Version	Code No.	Z	ød	ød Max.	Max. t	n
200	24	Top	7510011	2+2	30	50	64.5	3,800 - 6,500
	24	Bottom	7510511	2+2	30	50	64.5	3,800 - 6,500

Spare parts:



T.C. Blade



T.C. Blade



Wedge



Wedge



Allen screw



Torx screw

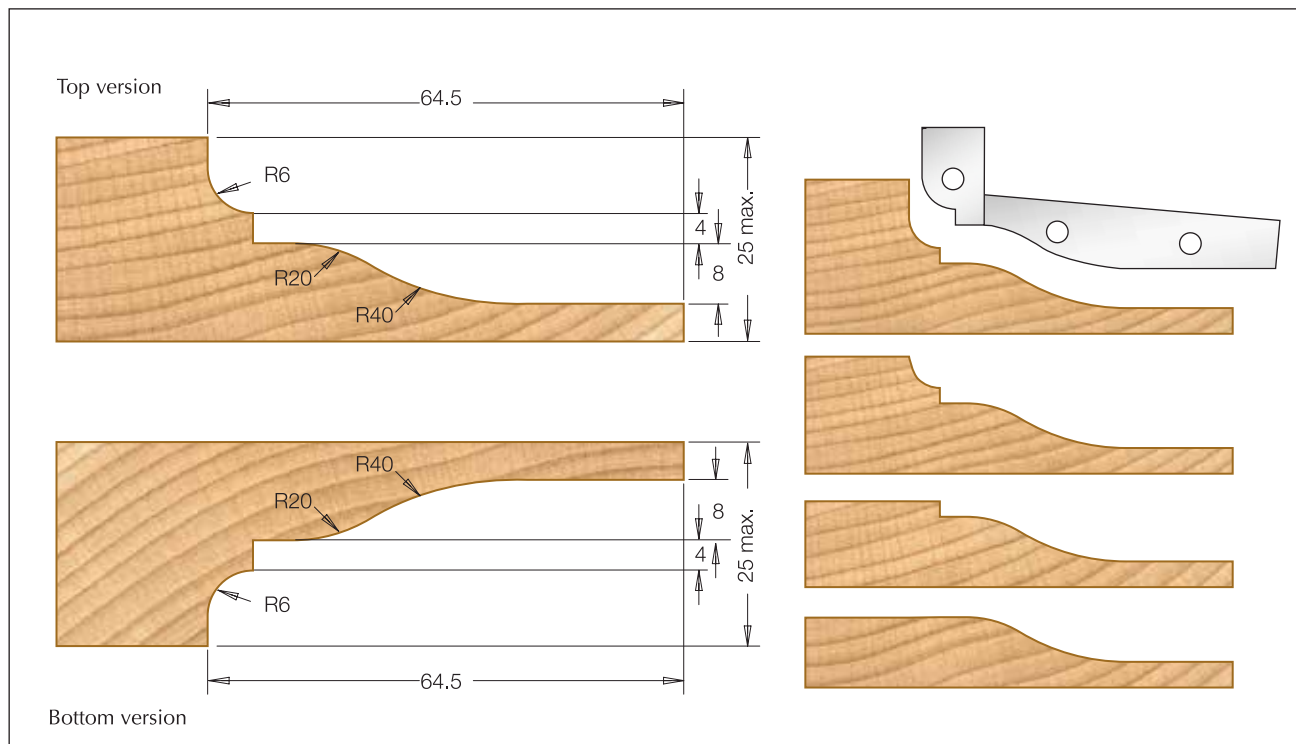


Allen key



Allen key

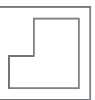
Top version	#310 850 3 19x12x2	#310 850 9 59x12x1.5	#199 024 0 L = 17	#199 037 0 L = 57	#193 026 5 M6x16	#193 072 0 M6xM4x16	#194 020 0 □S2	#194 003 4 □S3
Bottom version	#310 850 3 L 19x12x2	#310 850 9 L 59x12x1.5	#199 024 1 L = 17	#199 037 1 L = 57	#193 026 5 M6x16	#193 072 0 M6xM4x16	#194 020 0 □S2	#194 003 4 □S3



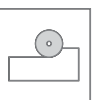
scale-1:1



Grooving



Rebating



Planning



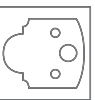
Profiling



Jointing



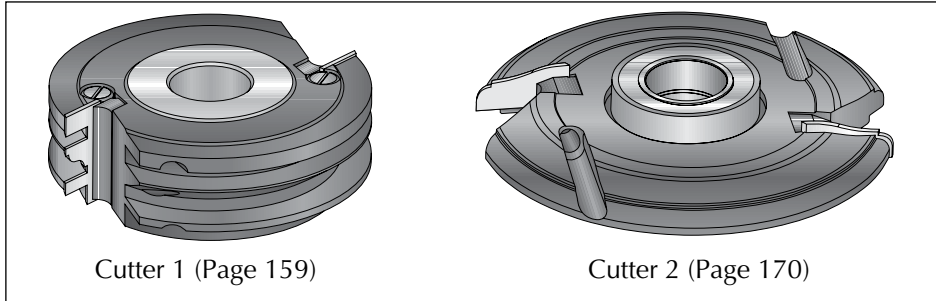
Door Frame & Panel



Multi Profile


### Isis - Combined Set for Raised Panel and Tongue & Groove

Two - piece cutterhead set for producing various rail and stile and raised panel profiles for making complete cabinet doors. Cutterheads have disposable tungsten carbide knives. Full details of separate cutterheads are shown on pages 66 and 67. Please specify profile of each cutter when ordering.



Cutter 1 (Page 159)

Cutter 2 (Page 170)



EN847-1  
EN847-2



Hand  
feed

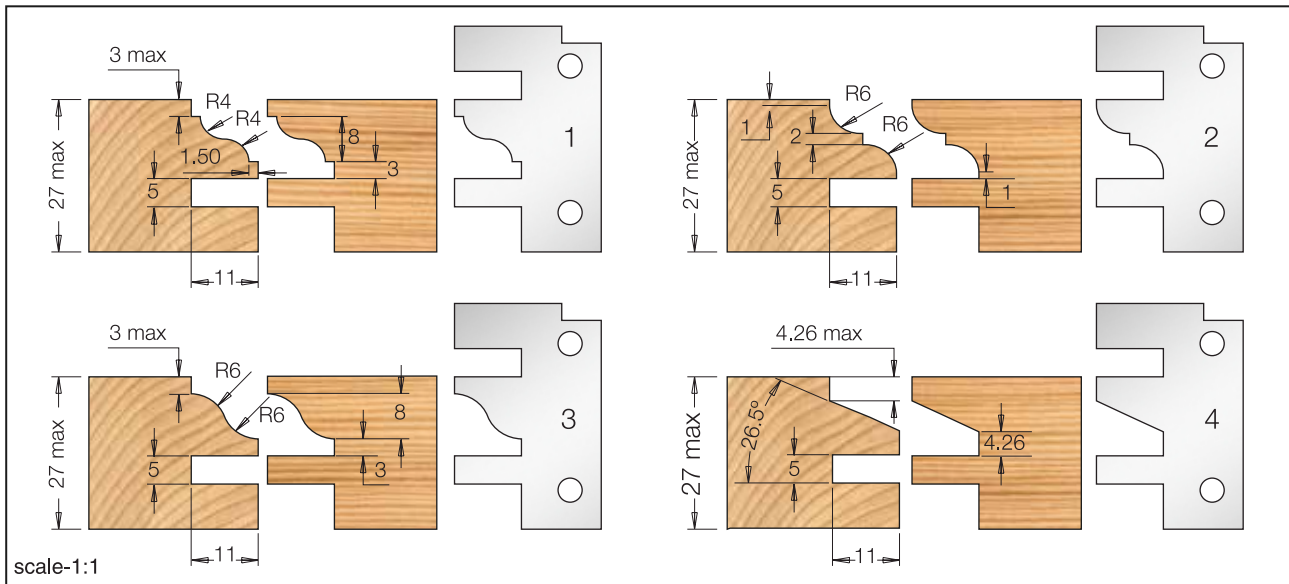


Aluminum

Set	Cutters include	Code No.	Profile type
Set 1	1 & 2	742 050 1	By customer

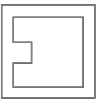
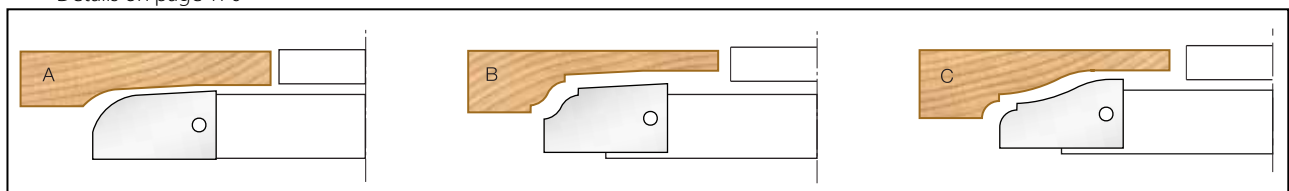
Cutter No.1	øD	Code No.	B	Profile	Teeth	ød	ød Max.	n
	120	7420311	40	1	2	30	40	8,400
	120	7420321	40	2	2	30	40	8,400
	120	7420331	40	3	2	30	40	8,400
	120	7420341	40	4	2	30	40	8,400

⚠ Spare parts:  
Details on page 159




Cutter No.2	øD	Code No.	B	Profile	Teeth	ød	n
	156	7420271	17	A	2	30	9,000
	156	7420371	17	B	2	30	9,000
	156	7420471	17	C	2	30	9,000

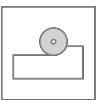
⚠ Spare parts:  
Details on page 170



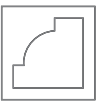
Grooving



Rebating




Planning



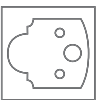
Profiling



Joining




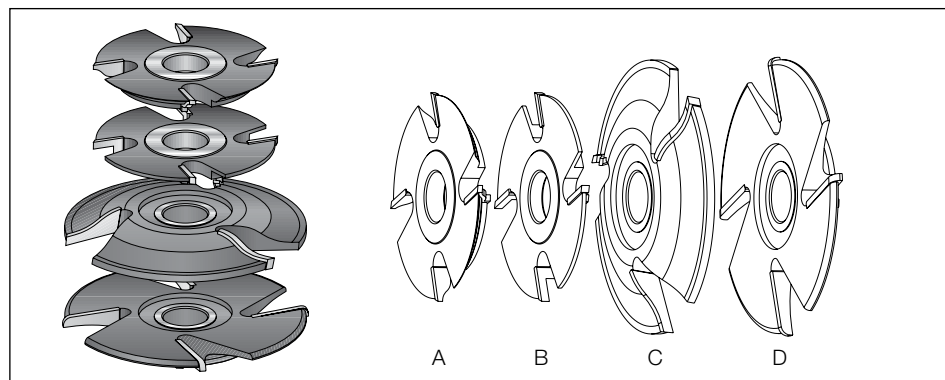
Door Frame  
& Panel



Multi Profile

### Combined Set - for Raised Panel and Tongue & Groove

Four - piece cutterhead set for producing two types of rail and stile and two types of raised panel profile in softwood, hardwood and man-made boards. Cutterheads have three or four tungsten carbide tips. Set comes complete with necessary ball bearing guides.



Hand feed

	øD	B	Code No.	Z	ød	n
Complete Set			7111461		30	5200-9000
Cutter A	125	14	7111311	4	30	5200-9000
Cutter B	125	11	7111321	4	30	5200-9000
Cutter C	167	19	7111361	3	30	5200-9000
Cutter D	167	21	7111411	4	30	5200-9000

**!** The set includes four cutters and two ball bearings that enable the production of two types of frames and two types of raised panels.

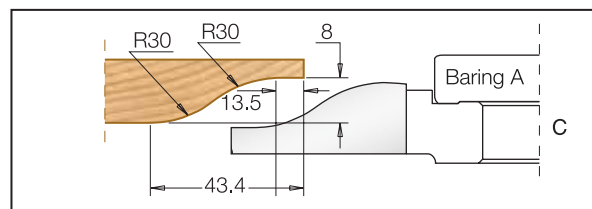
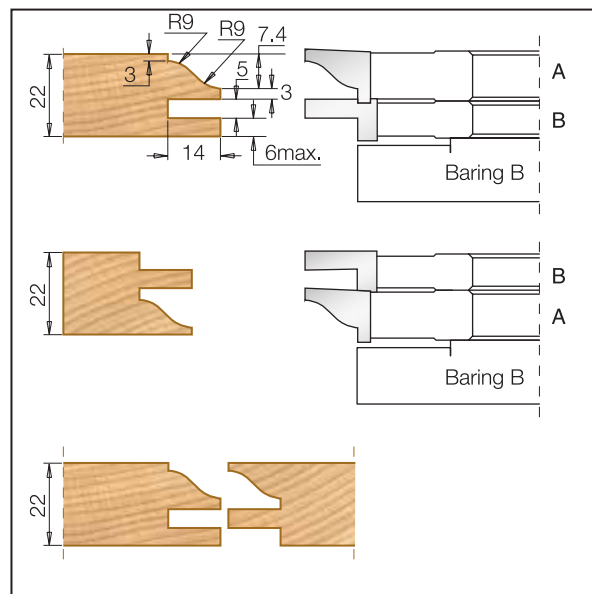
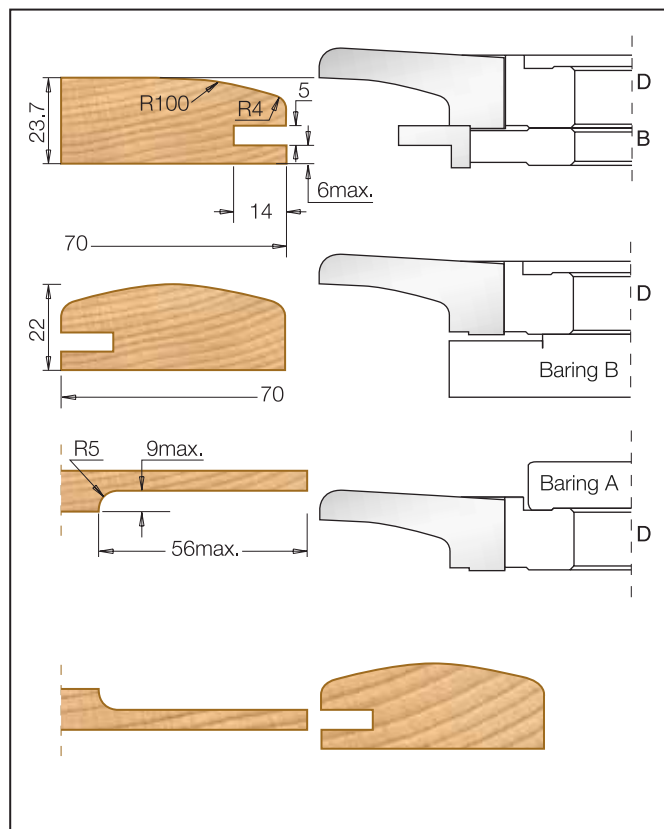
Spare parts:



Ball Bearing A  
#192 023 0  
55x13x30



Ball Bearing B  
#191 050 0  
97x15x30



Grooving



Rebating



Planing



Profiling



Jointing



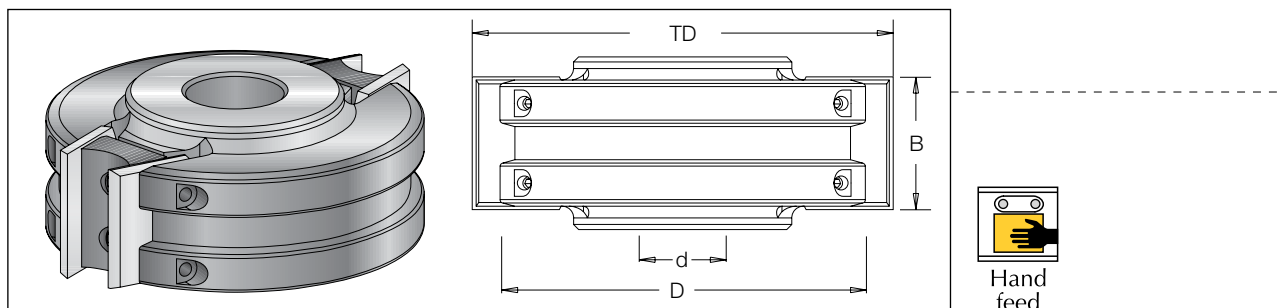
Door Frame & Panel



Multi Profile

### Multi Profile System Cutter

Cutterhead bodies in hard wearing aluminium or steel complete with two tool steel rebate knives and corresponding limiter plates. Suitable for jointing, rebating and profiling with 4mm thick knives and limiters in softwood and hardwood. 114mm diameter cutterhead for use with the 50 x 4mm knives and limiters on pages 188-192.



øD	øTD	B	Code No.	Z	ød	n
93	131.4	40	7760061	2	30	6,000 - 9,000
100	138.0	40	7761051*	2	30	5,000 - 8,000
114	154.4	40/50	7760081	2	30	5,000 - 8,500
120	160.4	40	7761071*	2	30	5,100 - 8,000

\* Aluminum

Spare parts:



**Knife**  
#331 914 0  
40x20x4



**Limiter**  
#341 914 0  
38x19x4



**Wedge**  
#199 801 0  
L = 38



**Allen screw**  
#193 026 6  
M8x12



**Allen key**  
#194 003 6  
S4

#### Multi Profile System 40 mm Knives

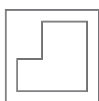
	Page
Multi Profile System 40 mm T.C.T	175
Straight Profile	176
Corner Round & Core Profile	176
Corner Round & Core Profile	177
Convex Profile	177
Tongue & Groove Profile	177
Tongue & Groove Profile	178
Door Making Profile	178-179
Glue Joint Profile	179
Hand & Finger Grip Profile	180
Classical Bead & Cove Profile	180-181
Table Edge Profile	181
Shelf Edge Profile	181
Ogee Profile	182
Crown Moulding Profile	183
Free Style Profile	184

#### Multi Profile System 50 mm Knives

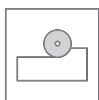
	Page
Straight Profile	185
Door Making Profile	185
Glue Joint Profile	185
Concave & Convex Profiles	186-187
Hand & Finger Grip Profile	187
Crown Moulding Profile	188
Multi Profile	189
Free Style Profile	189



Grooving



Rebating



Planning



Profiling



Jointing



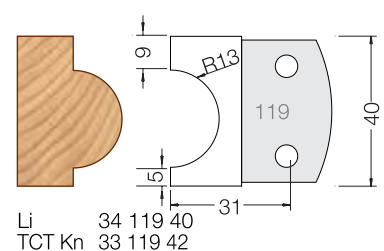
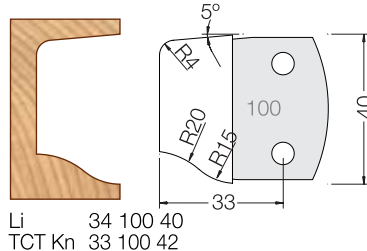
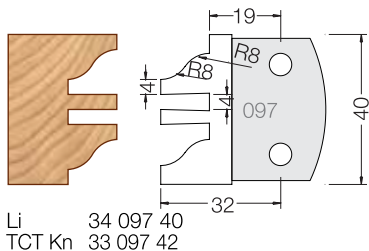
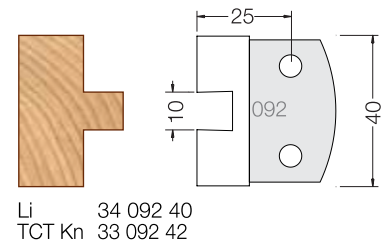
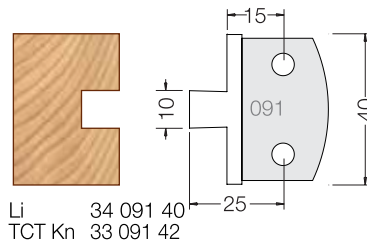
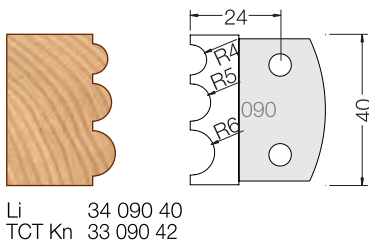
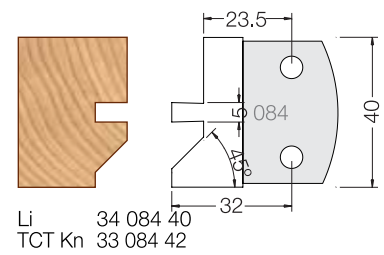
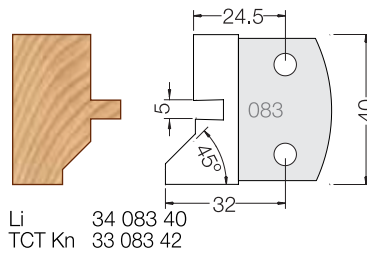
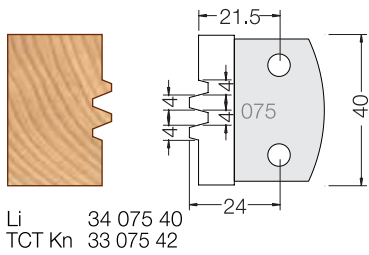
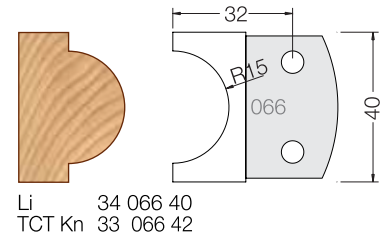
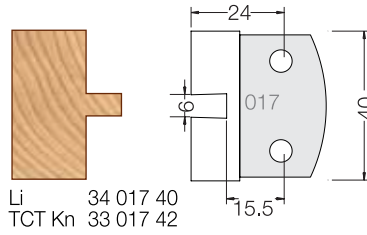
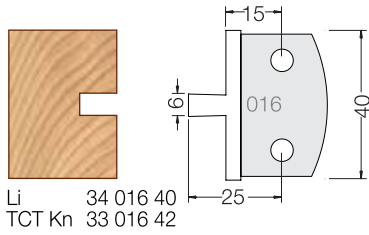
Door Frame & Panel



Multi Profile



### Multi Profile System 40 mm T.C.T

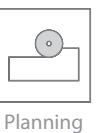
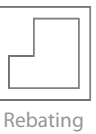
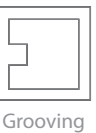


**Kn** = Tool steel quality knife

**Li** = Chip limtor

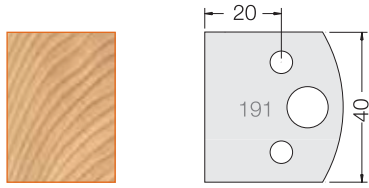
**TCT** = Braze carbide knife

Cutters

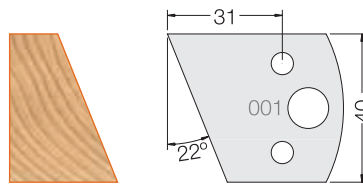


### Multi Profile System 40 mm

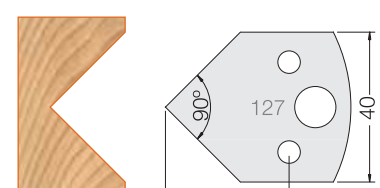
#### Straight Profiles



Kn 33 191 40  
Li 34 191 40

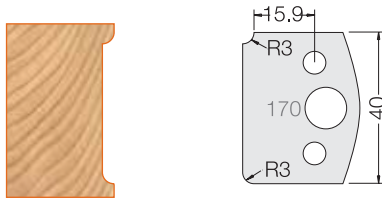


Kn 33 001 40  
Li 34 001 40

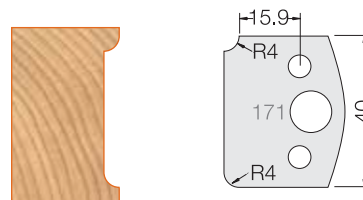


Kn 33 127 40  
Li 34 127 40

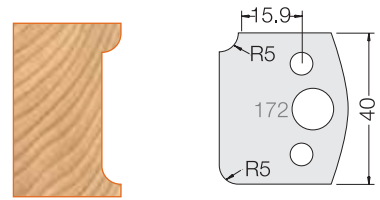
#### Corner Round & Core Profiles



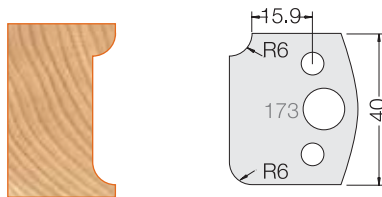
Kn 33 170 40  
Li 34 170 40



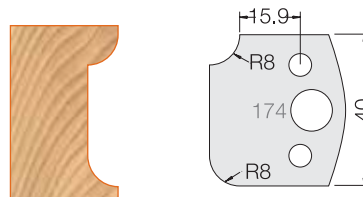
Kn 33 171 40  
Li 34 171 40



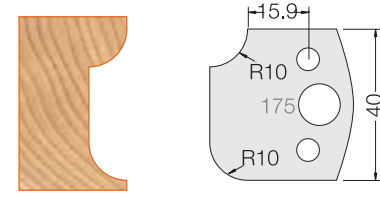
Kn 33 172 40  
Li 34 172 40



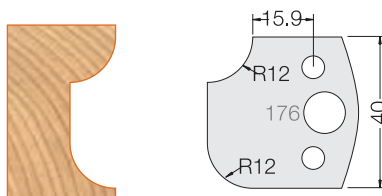
Kn 33 173 40  
Li 34 173 40



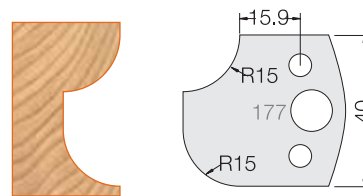
Kn 33 174 40  
Li 34 174 40



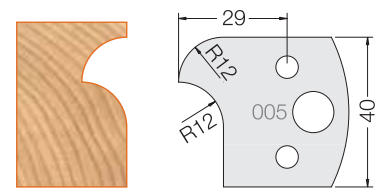
Kn 33 175 40  
Li 34 175 40



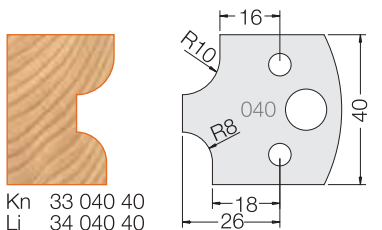
Kn 33 176 40  
Li 34 176 40



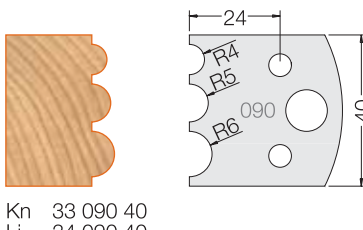
Kn 33 177 40  
Li 34 177 40



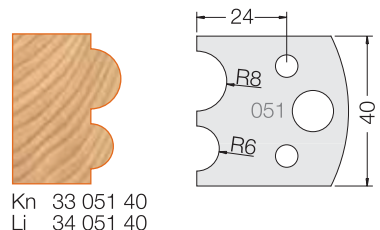
Kn 33 005 40  
Li 34 005 40



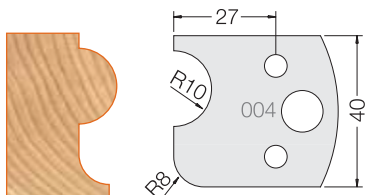
Kn 33 040 40  
Li 34 040 40



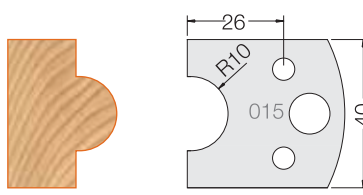
Kn 33 090 40  
Li 34 090 40



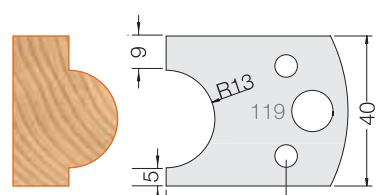
Kn 33 051 40  
Li 34 051 40



Kn 33 004 40  
Li 34 004 40

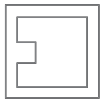


Kn 33 015 40  
Li 34 015 40




Kn 33 119 40  
Li 34 119 40

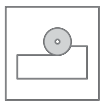
Cutters



Grooving



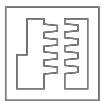
Rebating



Planning



Profiling



Jointing



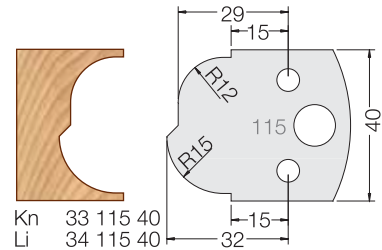
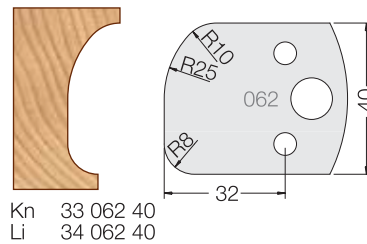
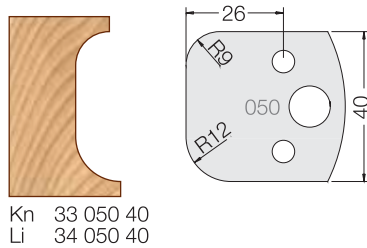
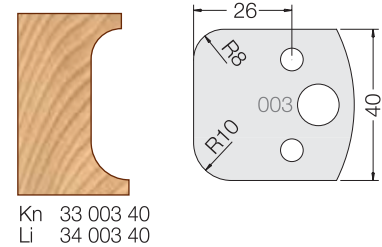
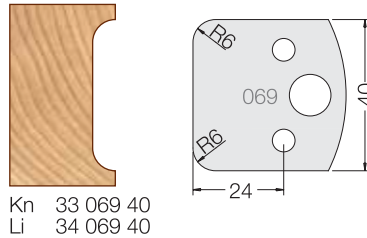
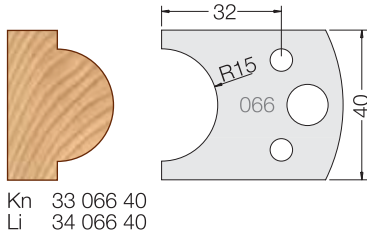
Door Frame & Panel



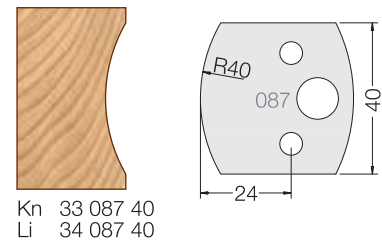
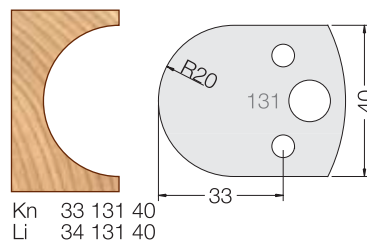
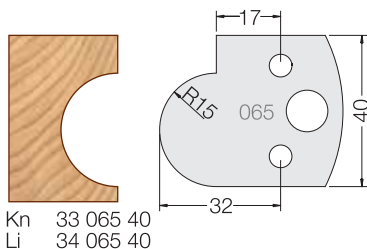
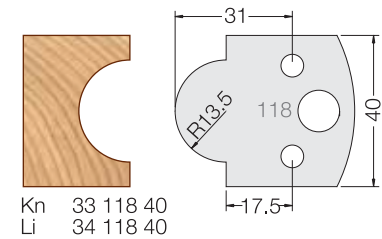
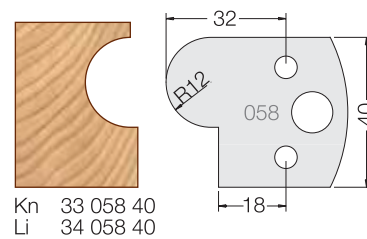
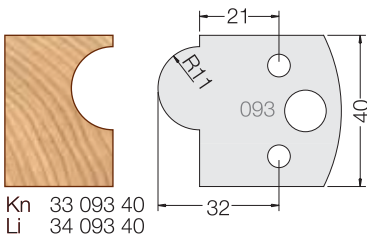
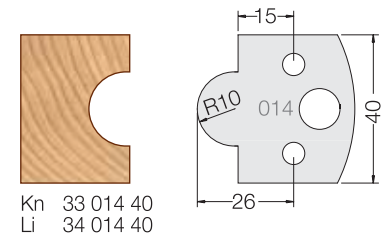
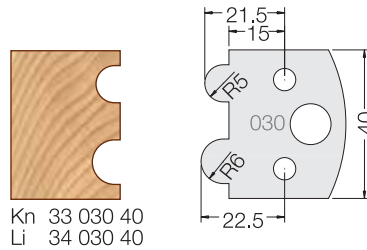
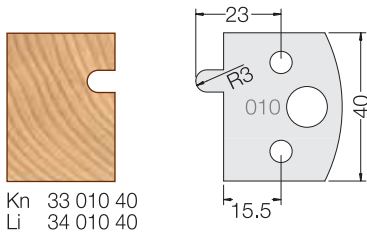
Multi Profile

### Multi Profile System 40 mm

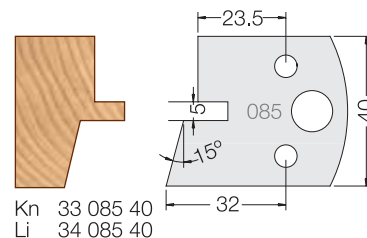
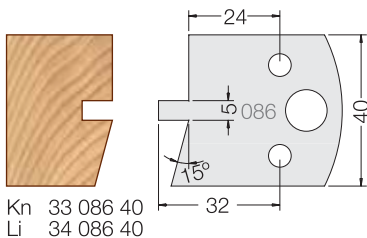
#### Corner Round & Core Profiles



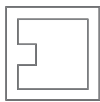
#### Convex Profiles




#### Tongue & Groove Profiles



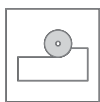
Cutters



Grooving



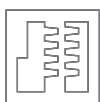
Rebating



Planning



Profiling



Jointing



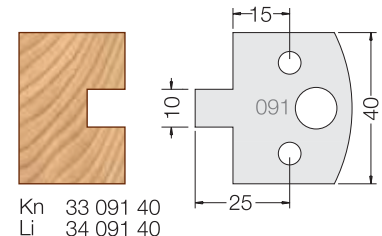
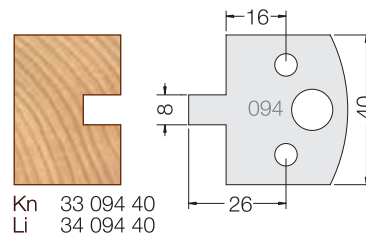
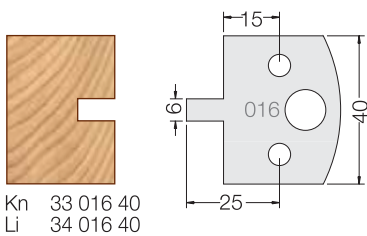
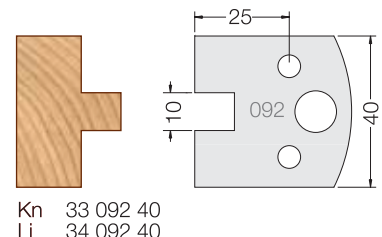
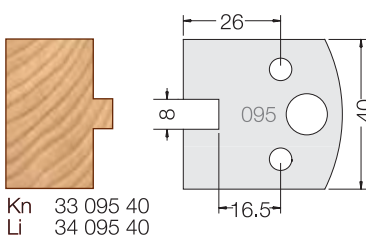
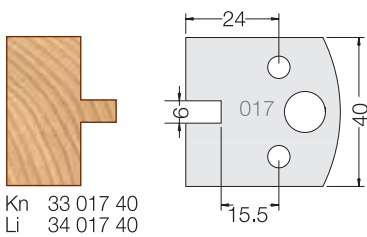
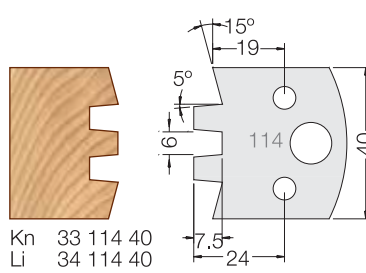
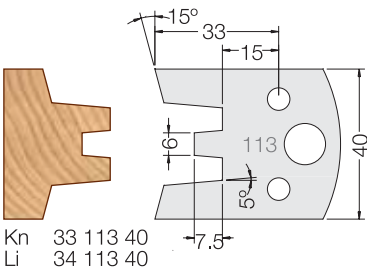
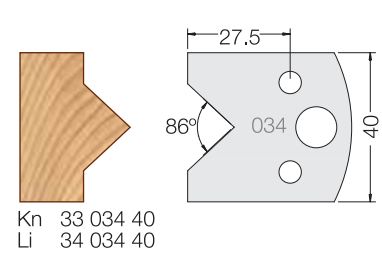
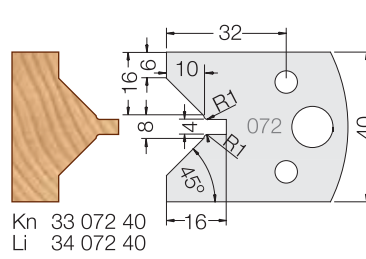
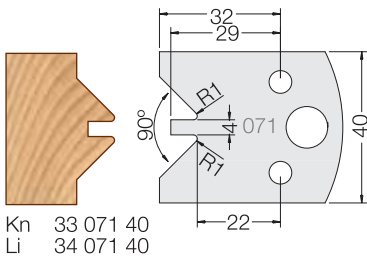
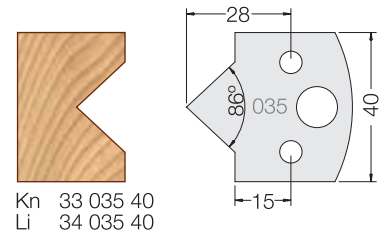
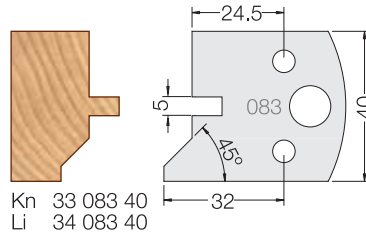
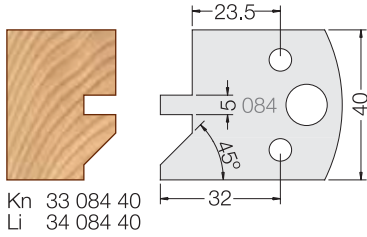
Door Frame & Panel



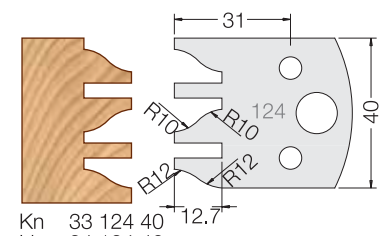
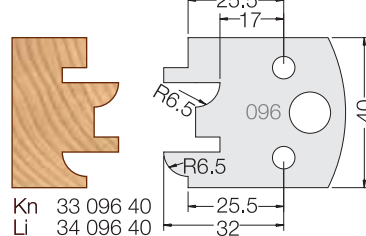
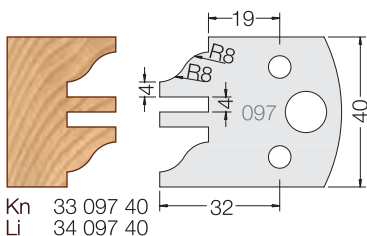
Multi Profile

## Multi Profile System 40 mm

### Tongue & Groove Profiles



### Door Making Profiles

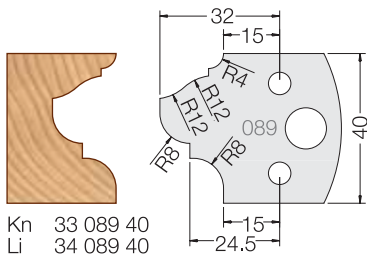
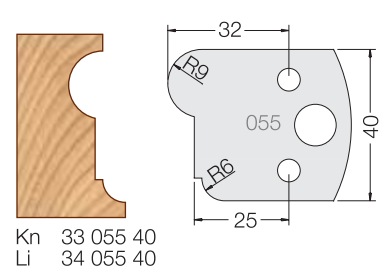
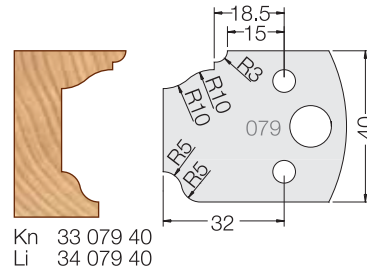
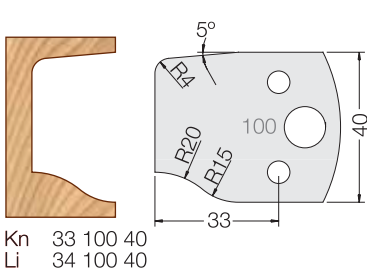
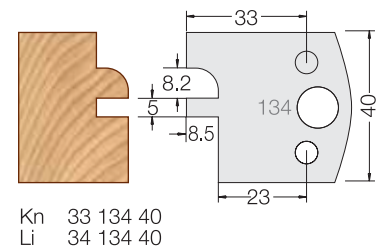
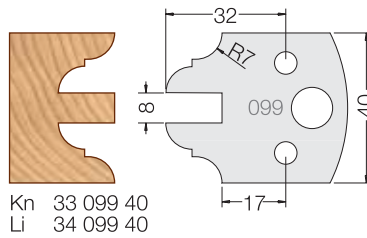
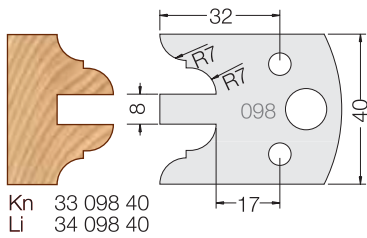


Cutters

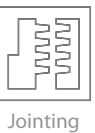
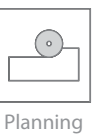
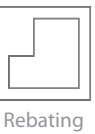
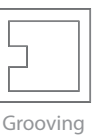
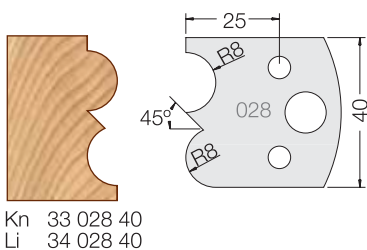
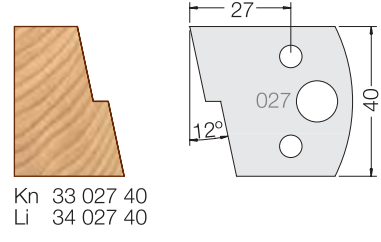
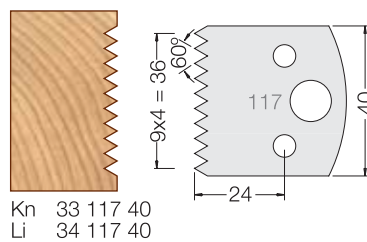
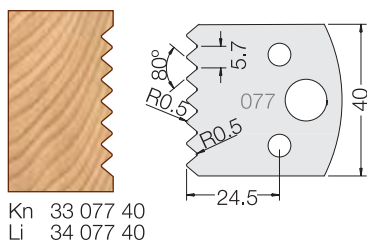
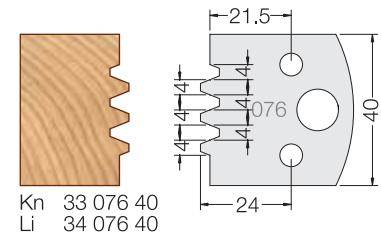
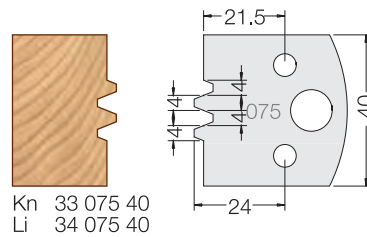
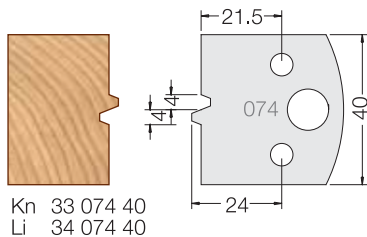


### Multi Profile System 40 mm

#### Door Making Profiles

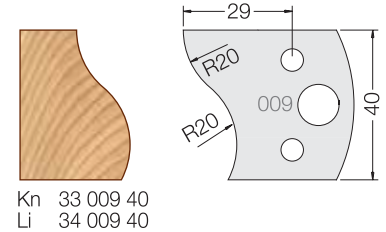
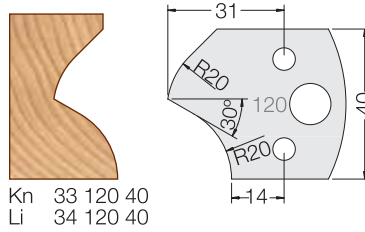
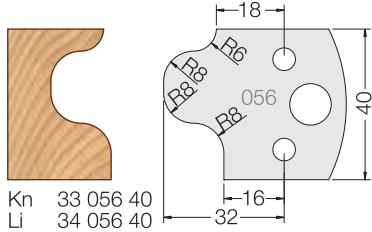


#### Glue Joint Profiles

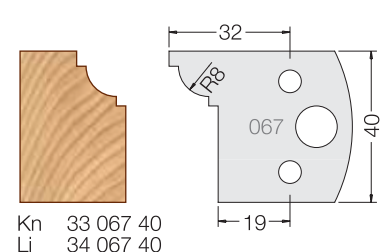
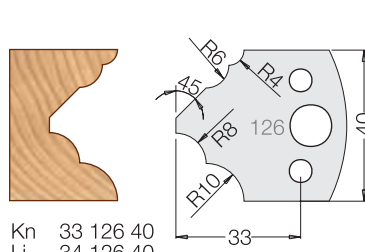
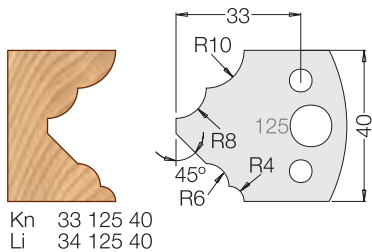
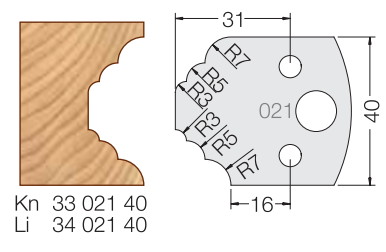
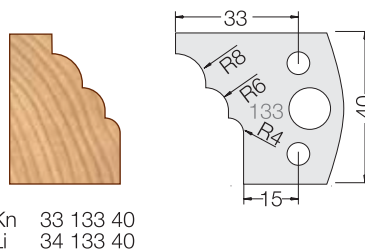
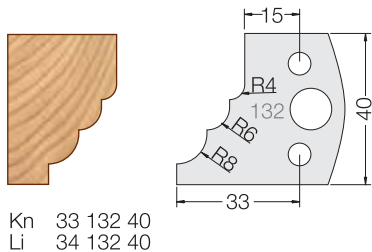
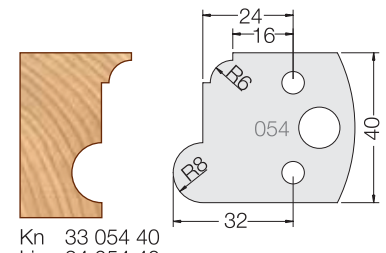
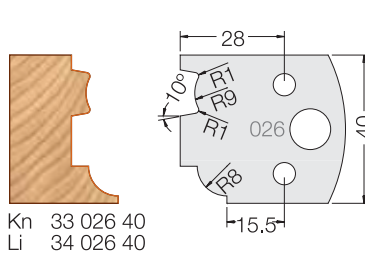
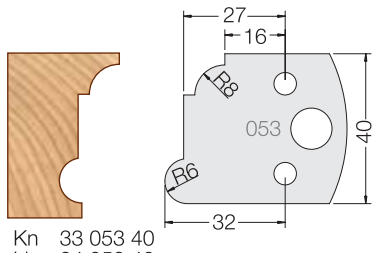
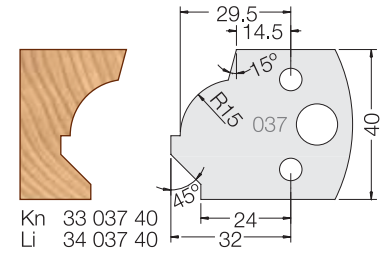
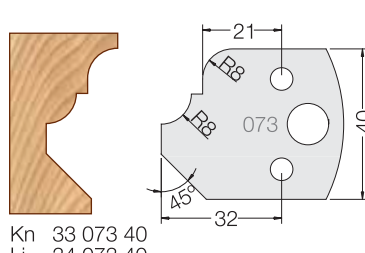
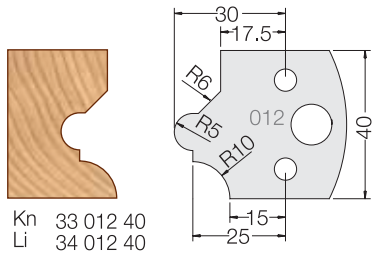
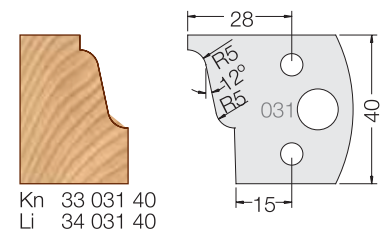
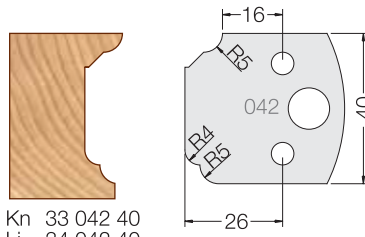
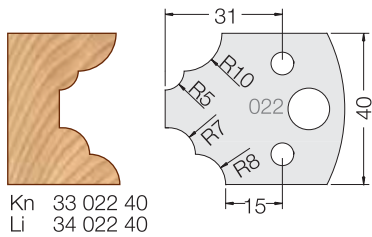


### Multi Profile System 40 mm

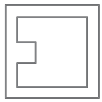
#### Hand & Finger Grip Profiles




#### Classical Bead & Cove Profiles



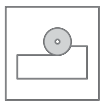
Cutters



Grooving



Rebating



Planning



Profiling



Jointing



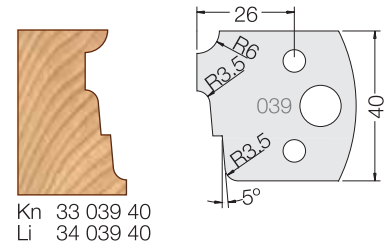
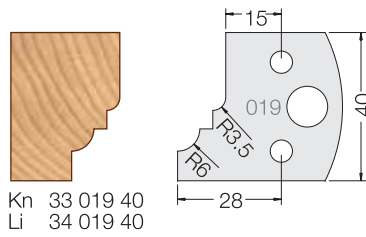
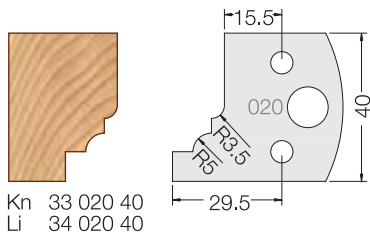
Door Frame & Panel



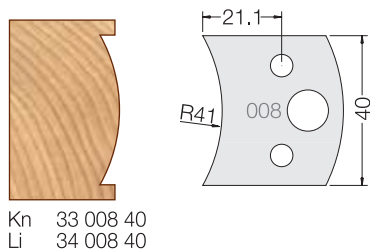
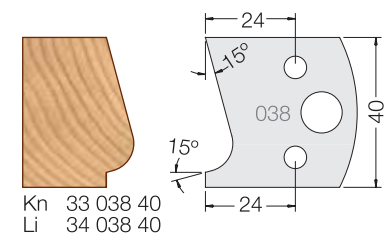
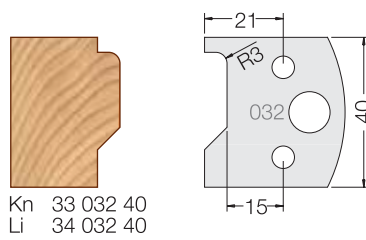
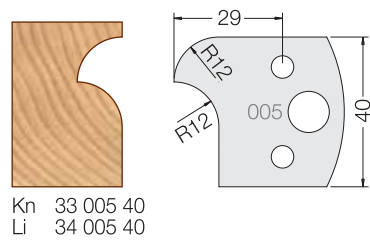
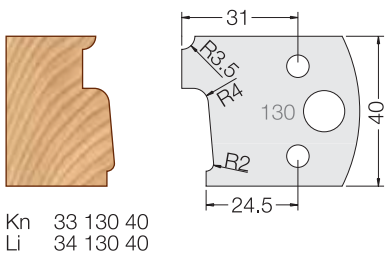
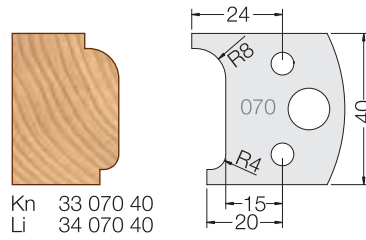
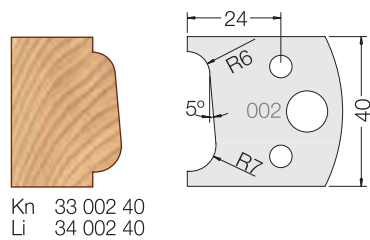
Multi Profile

### Multi Profile System 40 mm

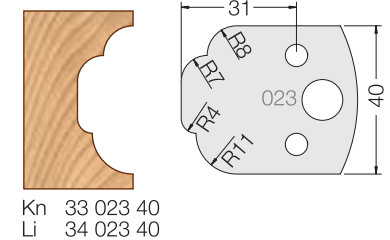
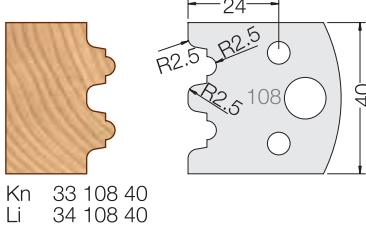
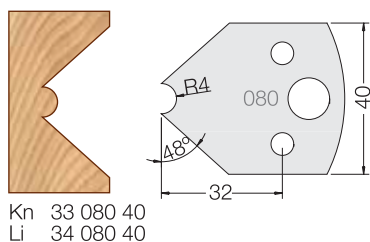
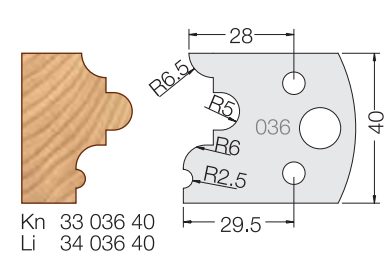
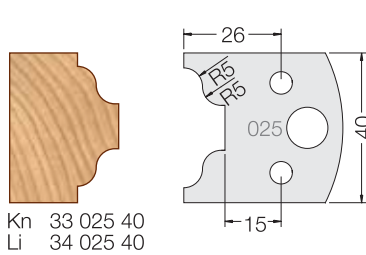
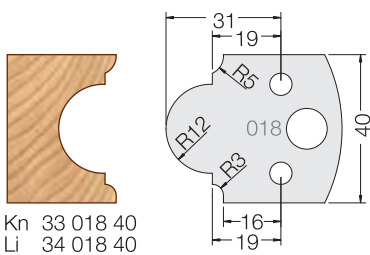
#### Classical Bead & Cove Profiles



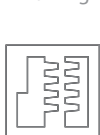
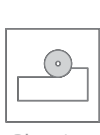


#### Table Edge Profiles



#### Shelf Edge Profiles

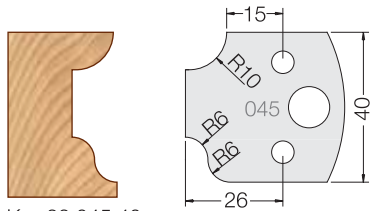


Cutters

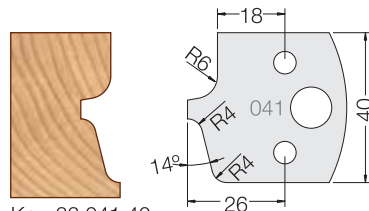


## Multi Profile System 40 mm

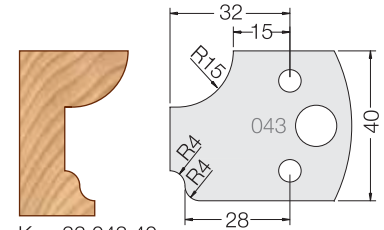
### Ogee Profiles



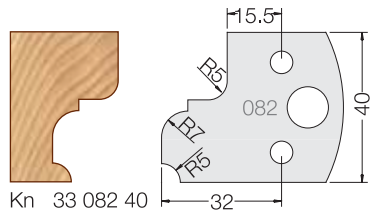
Kn 33 045 40  
Li 34 045 40



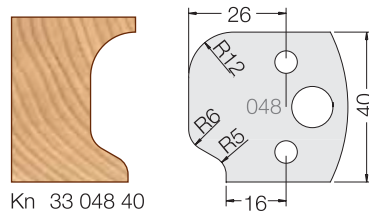
Kn 33 041 40  
Li 34 041 40



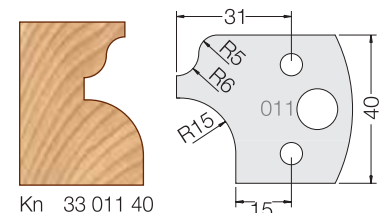
Kn 33 043 40  
Li 34 043 40



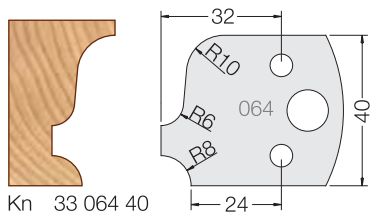
Kn 33 082 40  
Li 34 082 40



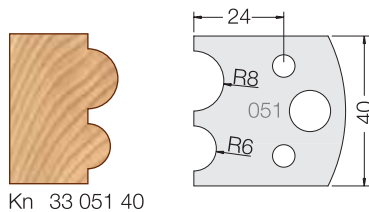
Kn 33 048 40  
Li 34 048 40



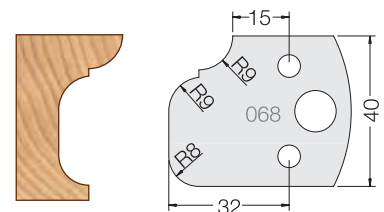
Kn 33 011 40  
Li 34 011 40



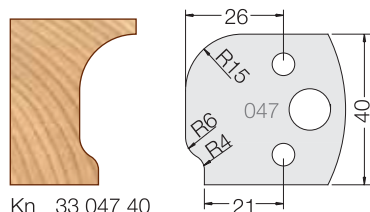
Kn 33 064 40  
Li 34 064 40



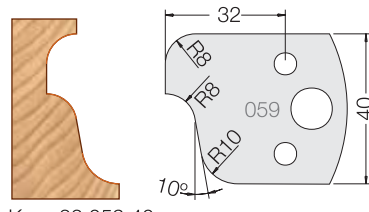
Kn 33 051 40  
Li 34 051 40



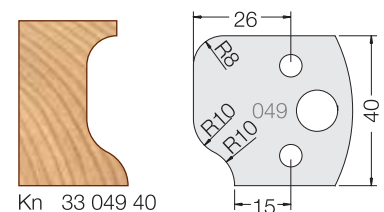
Kn 33 068 40  
Li 34 068 40



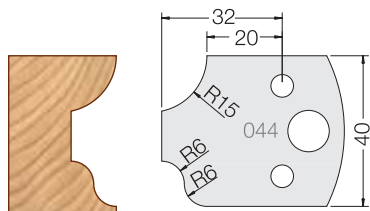
Kn 33 047 40  
Li 34 047 40



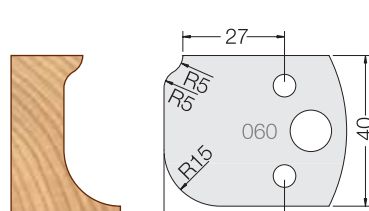
Kn 33 059 40  
Li 34 059 40



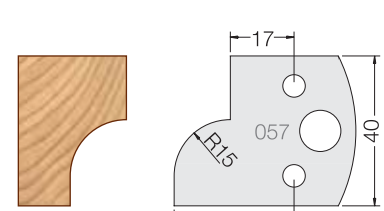
Kn 33 049 40  
Li 34 049 40



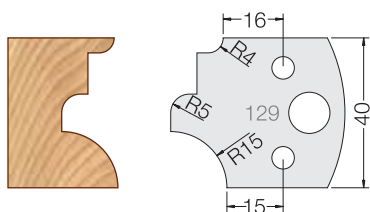
Kn 33 044 40  
Li 34 044 40



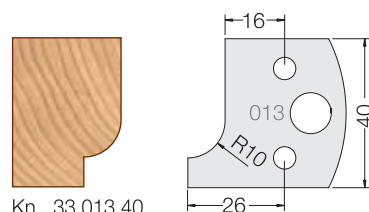
Kn 33 060 40  
Li 34 060 40



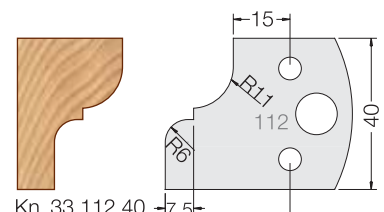
Kn 33 057 40  
Li 34 057 40



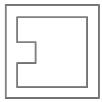
Kn 33 129 40  
Li 34 129 40




Kn 33 013 40  
Li 34 013 40



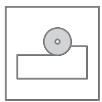
Kn 33 112 40  
Li 34 112 40



Grooving



Rebating



Planning



Profiling



Jointing



Door Frame  
& Panel

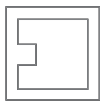
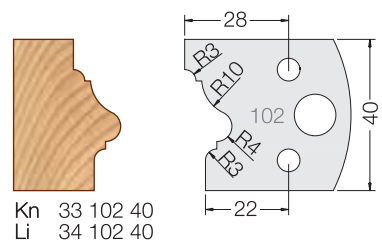
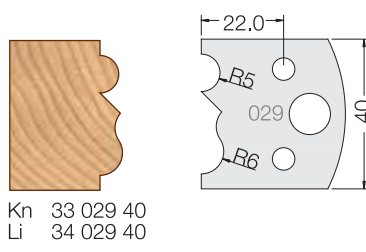
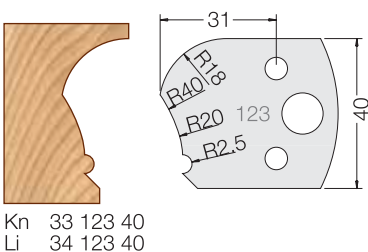
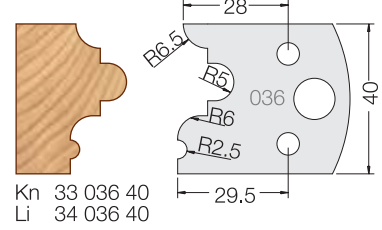
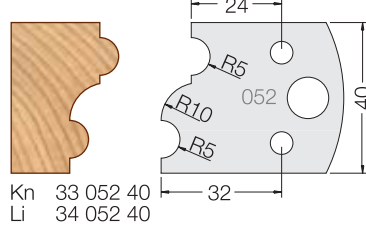
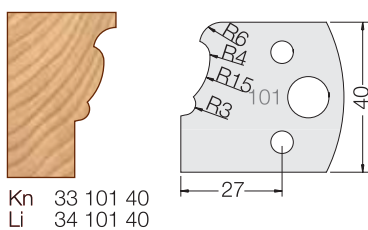
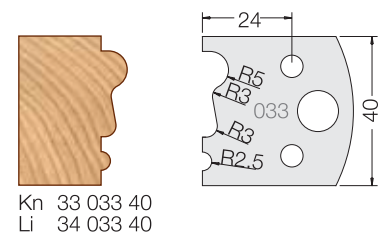
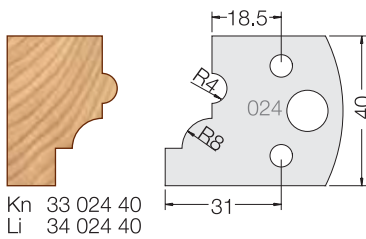
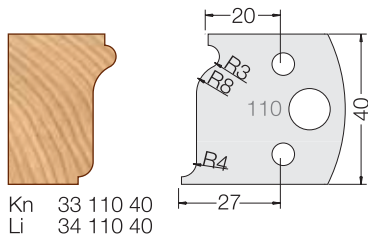
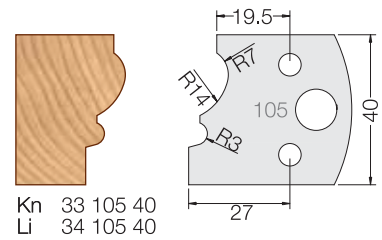
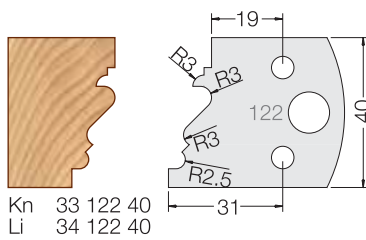
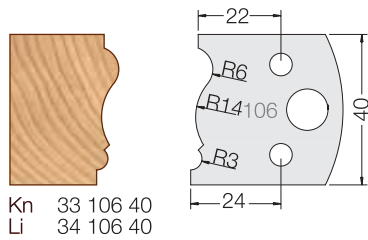
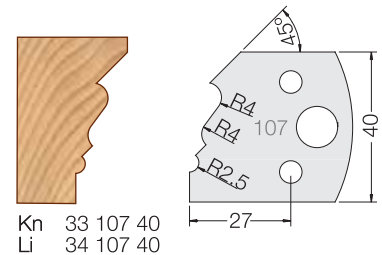
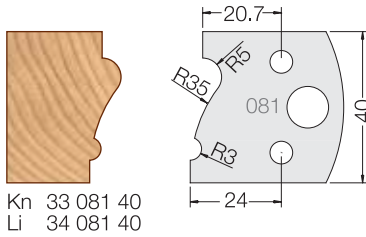
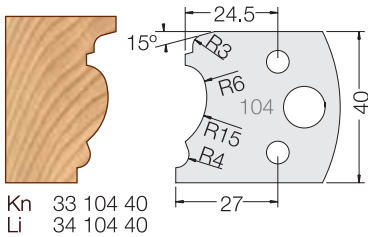
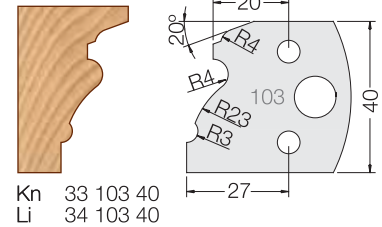
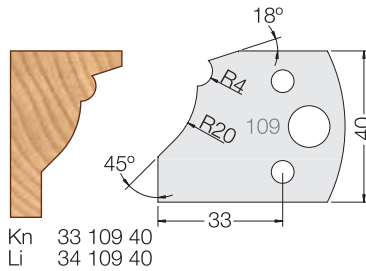
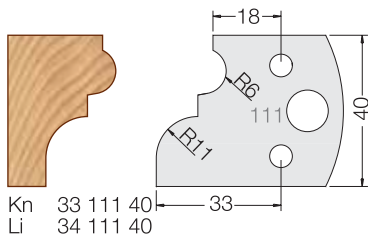


Multi Profile




### Multi Profile System 40 mm

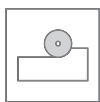
#### Crown Moulding Profiles



Grooving



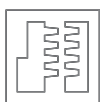
Rebating



Planning



Profiling



Jointing



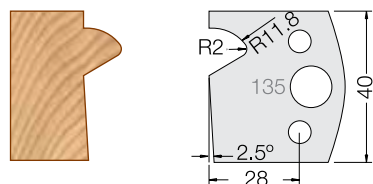
Door Frame & Panel



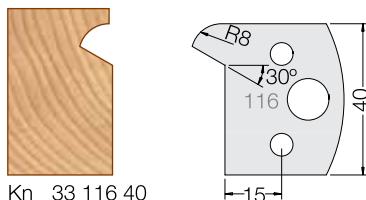
Multi Profile

### Multi Profile System 40 mm

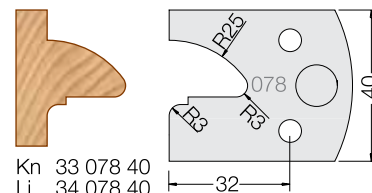
#### Free Style Profiles



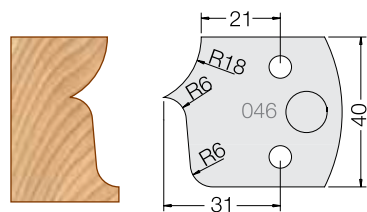
Kn 33 135 40  
Li 34 135 40



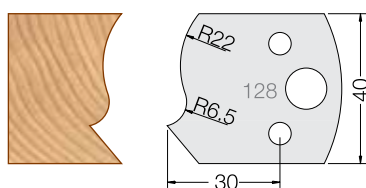
Kn 33 116 40  
Li 34 116 40




Kn 33 078 40  
Li 34 078 40



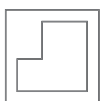
Kn 33 046 40  
Li 34 046 40



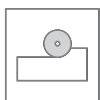
Kn 33 128 40  
Li 34 128 40



Grooving



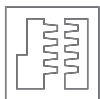
Rebating



Planning



Profiling



Jointing



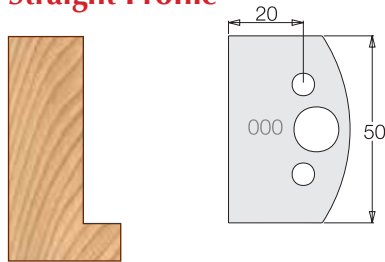
Door Frame  
& Panel



Multi Profile

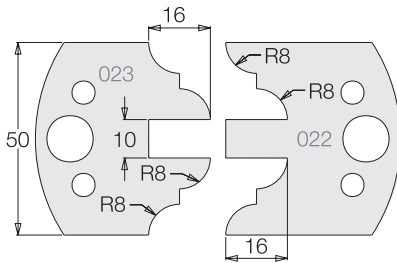
### Multi Profile System 50 mm

#### Straight Profile




Kn 33 000 50  
Li 34 000 50

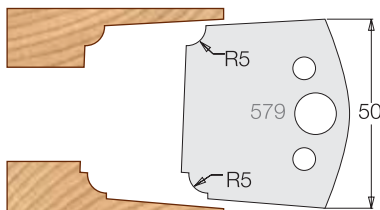
#### Door Making Profiles




Kn 33 023 50  
Li 34 023 50  
Kn 33 022 50  
Li 34 022 50



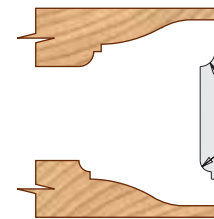
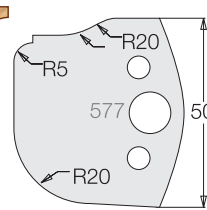
Kn 33 570 50  
Li 34 570 50



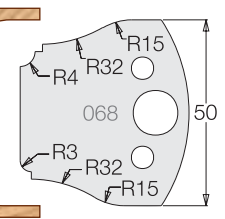
Kn 33 579 50  
Li 34 579 50



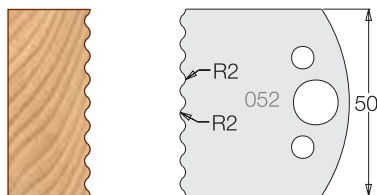
Kn 33 577 50  
Li 34 577 50



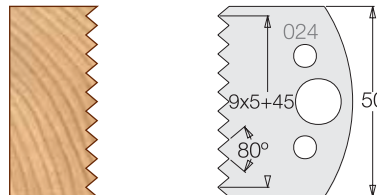
Kn 33 068 50  
Li 34 068 50



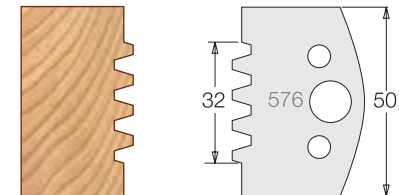
#### Glue Joint Profiles



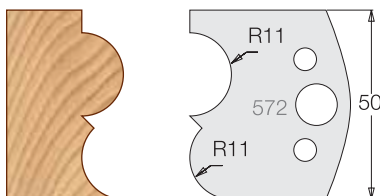
Kn 33 052 50  
Li 34 052 50



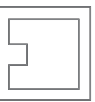
Kn 33 024 50  
Li 34 024 50



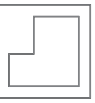
Kn 33 576 50  
Li 34 576 50



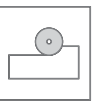
Kn 33 572 50  
Li 34 572 50



Grooving



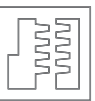
Rebating



Planning



Profiling



Jointing




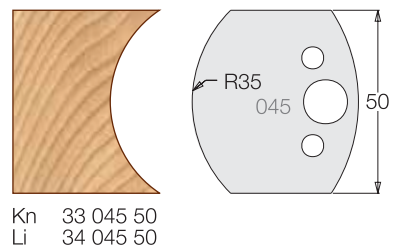
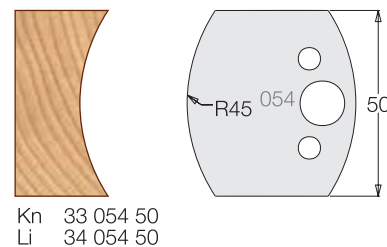
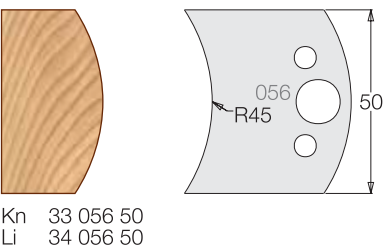
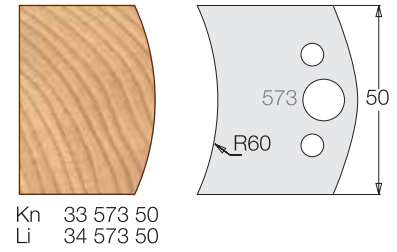
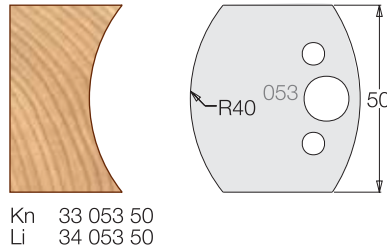
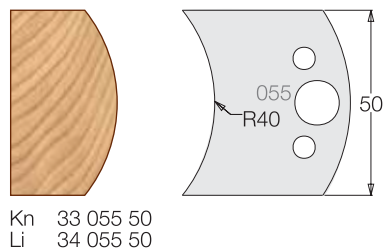
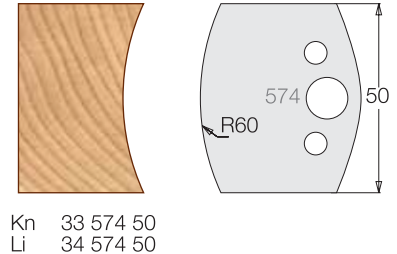
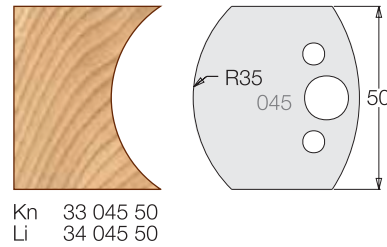
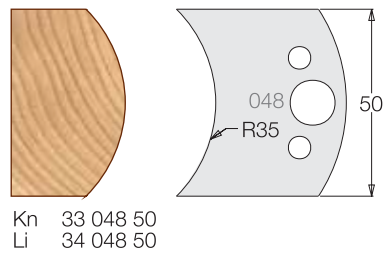
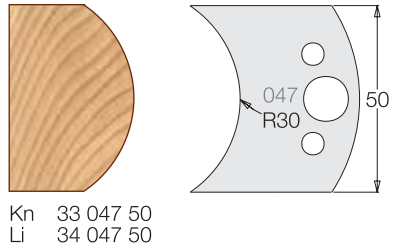
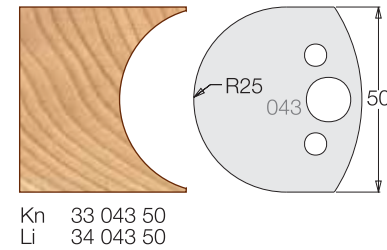
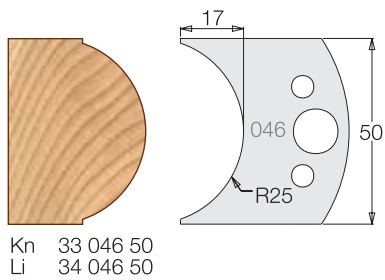
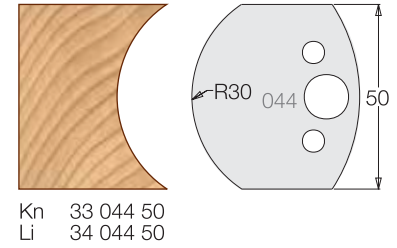
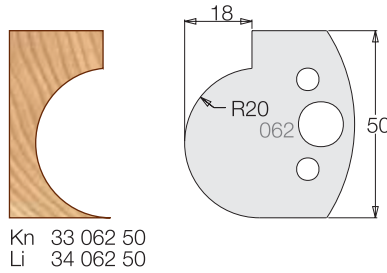
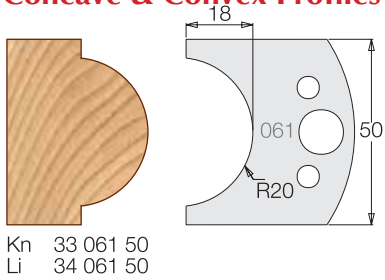
Door Frame  
& Panel



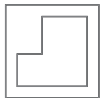
Multi Profile

### Multi Profile System 50 mm

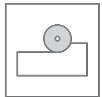
#### Concave & Convex Profiles



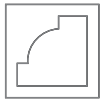
Grooving



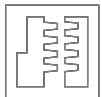
Rebating



Planing



Profiling



Joining



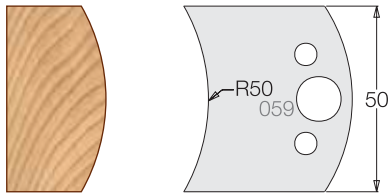
Door Frame & Panel



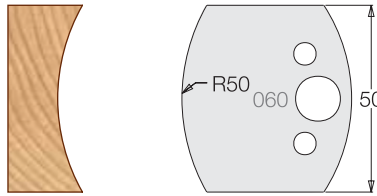
Multi Profile

### Multi Profile System 50 mm

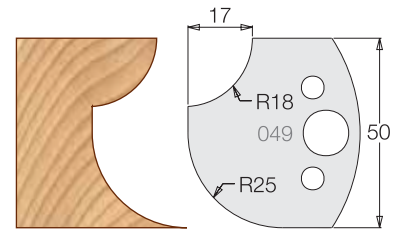
#### Concave & Convex Profiles



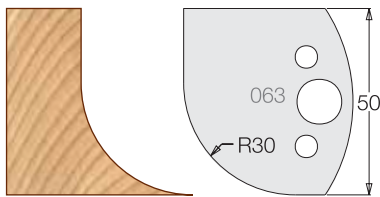
Kn 33 059 50  
Li 34 059 50



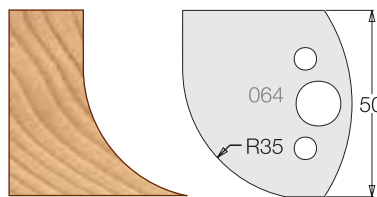
Kn 33 060 50  
Li 34 060 50



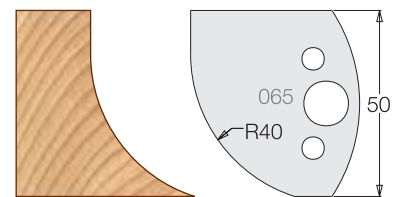
Kn 33 049 50  
Li 34 049 50



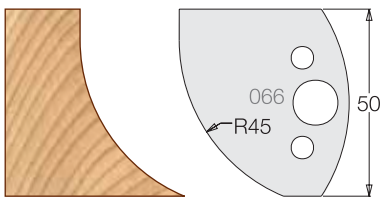
Kn 33 063 50  
Li 34 063 50



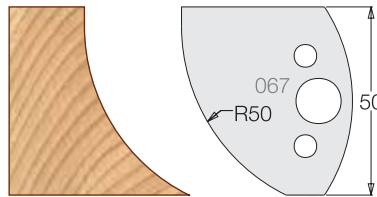
Kn 33 064 50  
Li 34 064 50



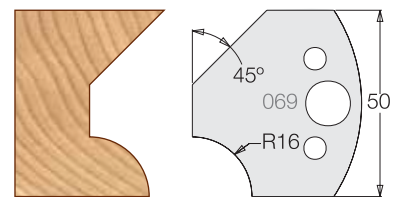
Kn 33 065 50  
Li 34 065 50



Kn 33 066 50  
Li 34 066 50

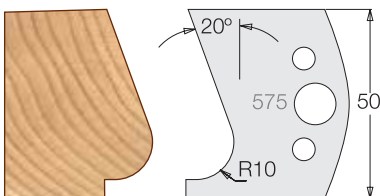


Kn 33 067 50  
Li 34 067 50

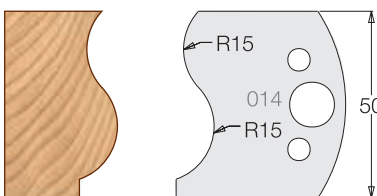


Kn 33 069 50  
Li 34 069 50

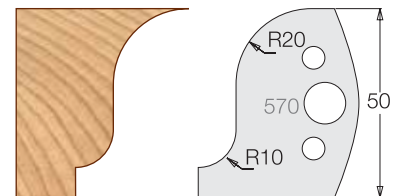
#### Hand & Finger Grip Profiles



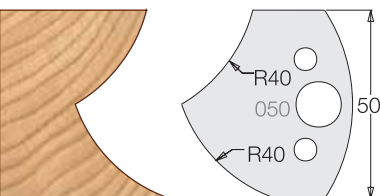
Kn 33 575 50  
Li 34 575 50



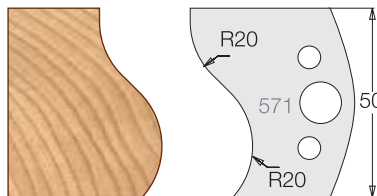
Kn 33 014 50  
Li 34 014 50



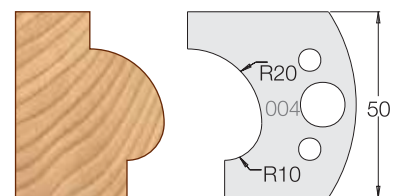
Kn 33 570 50  
Li 34 570 50



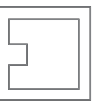
Kn 33 050 50  
Li 34 050 50



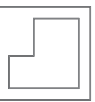
Kn 33 571 50  
Li 34 571 50



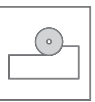
Kn 33 004 50  
Li 34 004 50



Grooving



Rebating



Planning



Profiling



Jointing



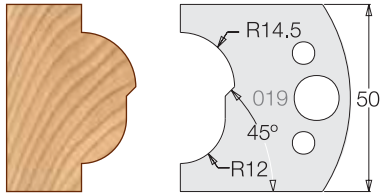
Door Frame & Panel



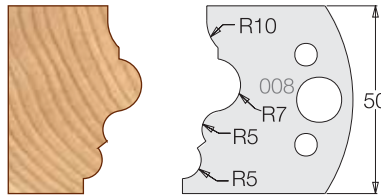
Multi Profile

## Multi Profile System 50 mm

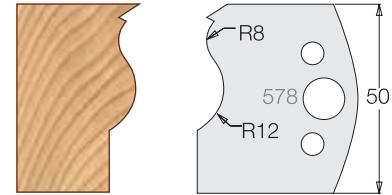
### Crown Molding Profiles



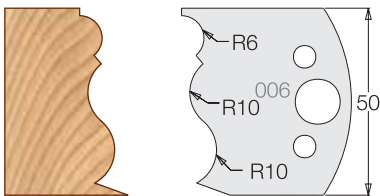
Kn 33 019 50  
Li 34 019 50



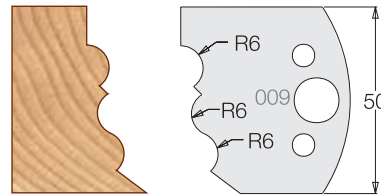
Kn 33 008 50  
Li 34 008 50



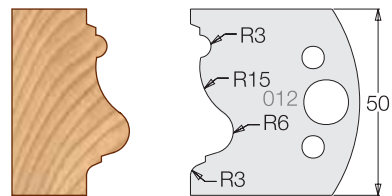
Kn 33 578 50  
Li 34 578 50



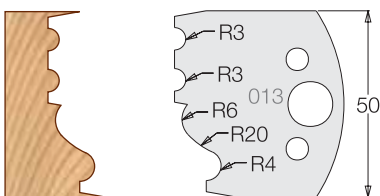
Kn 33 006 50  
Li 34 006 50



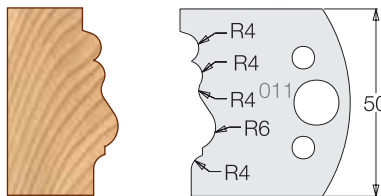
Kn 33 009 50  
Li 34 009 50



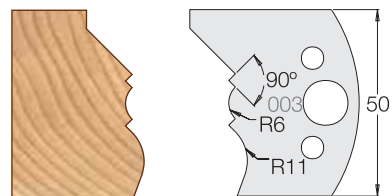
Kn 33 012 50  
Li 34 012 50



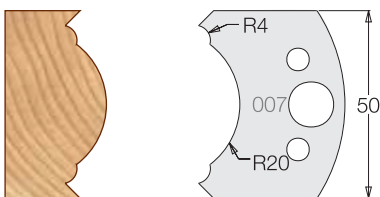
Kn 33 013 50  
Li 34 013 50



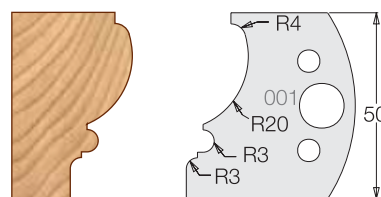
Kn 33 011 50  
Li 34 011 50



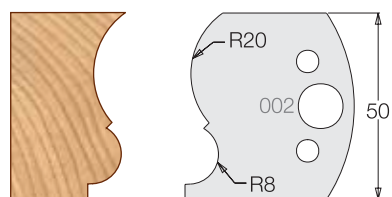
Kn 33 003 50  
Li 34 003 50



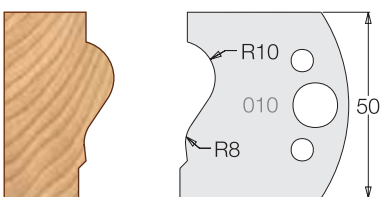
Kn 33 007 50  
Li 34 007 50



Kn 33 001 50  
Li 34 001 50




Kn 33 002 50  
Li 34 002 50

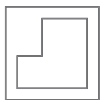


Kn 33 010 50  
Li 34 010 50

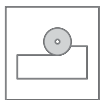
Cutters



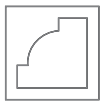
Grooving



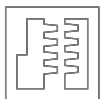
Rebating



Planing



Profiling



Joining



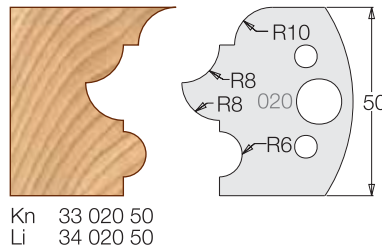
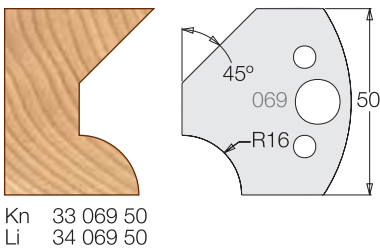
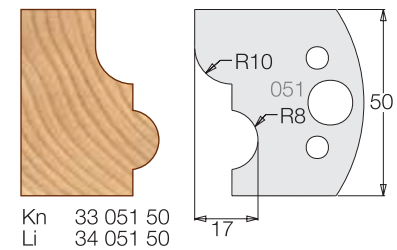
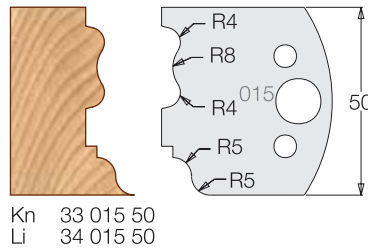
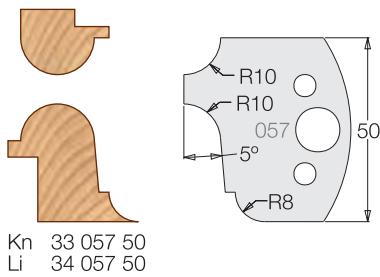
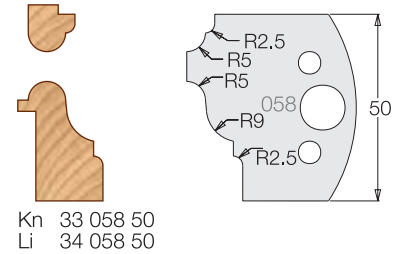
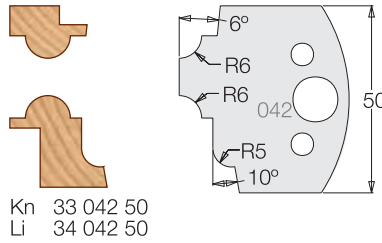
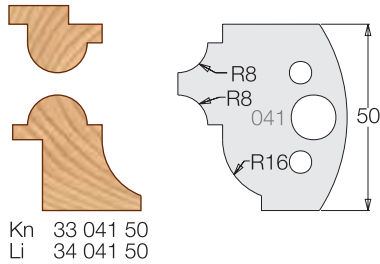
Door Frame  
& Panel



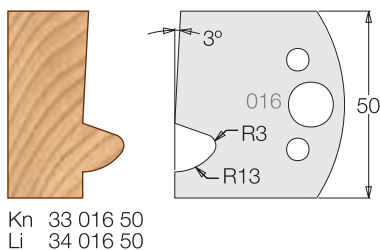
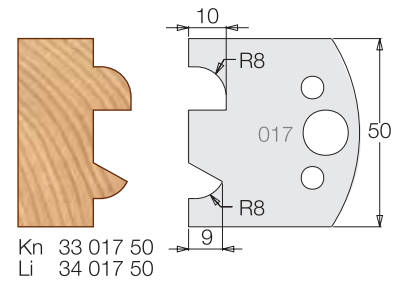
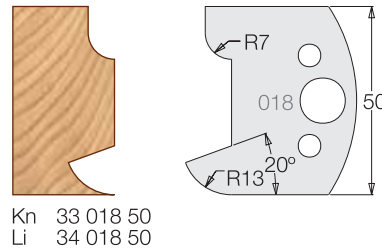
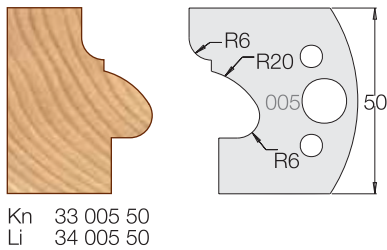
Multi Profile

### Multi Profile System 50 mm

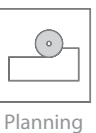
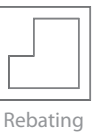
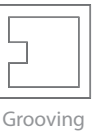
#### Multi Profiles



#### Free Style Profiles



Cutters



# Drills

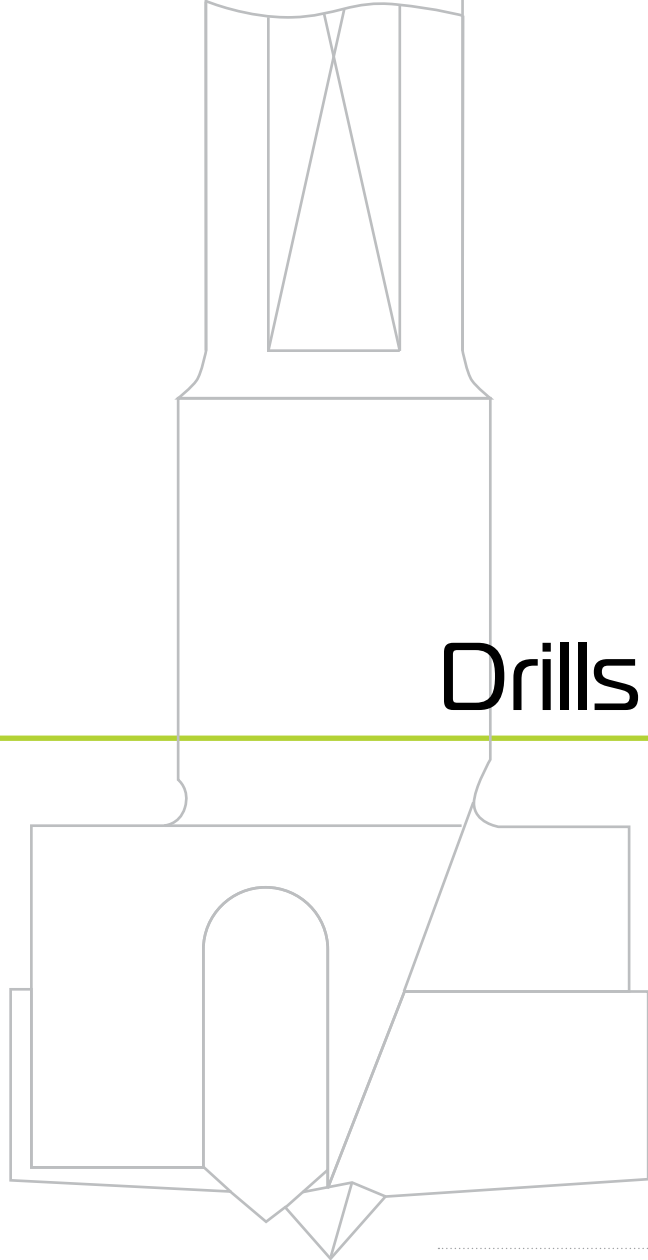
Offering a comprehensive range of industrial and professional grade drills and boring bits for the woodworking industry.

Drilling products include: Solid Carbide Drills, Machine Drill Adapters, Drilling Jigs, Lipped Brad Point Drills, Countersinks, Standard Brad Points, Forstner Bits, Hinge Boring Bits, Auger Bits, HSS Jobber Drills, Plug Cutters, Dowel Drills, Mortising Chisels and a complete line of Chuck Adapter Drills.

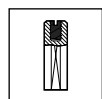
- Adapted carbide grade for extended tool life
- PTFE coated dowels and through hole drills
- Solid carbide drills



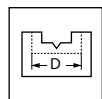
# Drills INDEX



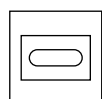
Illustrated Visual Index	192	-	193
Technical Information	194	-	
CNC & Automatic Drilling Machines	195	-	208
Full Carbide	204		
Multi-Purpose Boring	208		210
Countersink & Plug Maker	211	-	219
Dirose	220	-	221



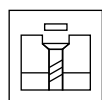
CNC &  
Automatic  
Machines



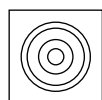
Multi  
Purpose  
Boring



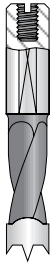

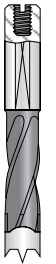



Slot  
Mortising












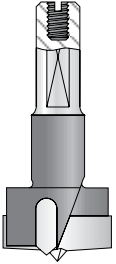
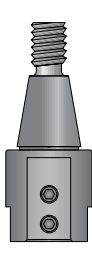
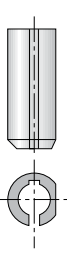
Counter  
Sinking &  
Plug maker


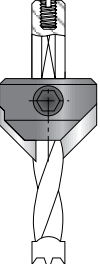
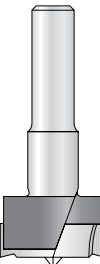
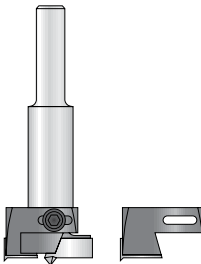
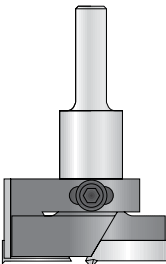



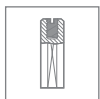
Dirose

					
201 Bk - Dowel Drill 57.5, 70mm	201 Bk - Dowel Drill 77, 85, 105mm	201 Bk - Dowel Drill - Double Flute 57.5mm	201 Bk - Dowel Drill - Double Flute 70-77mm	201 Bk - Dowel Drill - Double Flute 8mm Shank. 55.5, 67mm	201 Bk - Dowel Drill - for Mafell 8mm Shank. 57.5mm
195	196	197	56	56	57

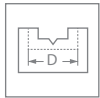
					
206 Bk - Dowel Drill extended life time 57.5, 70, 77mm	201 Bk - Through Hole Drilling 57.5mm	201 Bk - Through Hole Drilling 70mm	201 Bk - Through Hole Drilling 77mm	201 Bk - Through Hole Drilling 8mm Shank 55.5, 67mm	Ditec™ Dowel Drill 57.5, 70mm
54	55	55	56	56	57

					
Ditec™ Through Hole Drilling 57.5, 70mm	Ditec™ - Solid Dowel Drill 57.5, 70mm	Ditec™ - Solid Through Hole Drill 57.5, 70mm	203 Bk - Cylinder Bor- ing Bit - Combi System 57.5, 70, 77mm	203 T - Combi Chuck	Reduction Bushing for Combi Chuck
54	55	55	56	56	57


					
2039 - Chuck Adapter for Solid HM Or HSS Drills	2022 - Countersink for Dowel Drills	2034 Cylinder Boring Bit For Router Machine	203 BM - Adjustable Cylinder Boring Bit	203 BM - Adjustable Cylinder Boring Bit	203 B Cylinder Boring Bit
54	55	55	56	56	57



CNC &  
Automatic  
Machines



Multi  
Purpose  
Boring






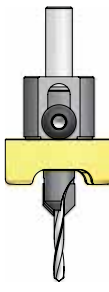










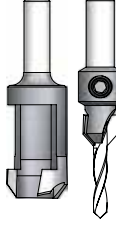




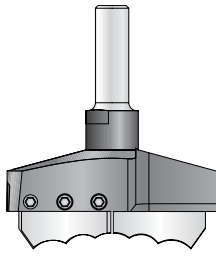
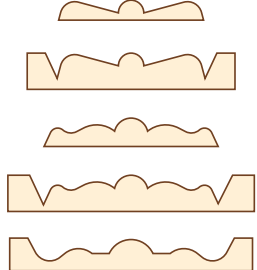
Slot  
Mortising



Counter  
Sinking &  
Plug maker



Dirose

 <b>NEW</b>	 <b>NEW</b>	 <b>NEW</b>	 <b>NEW</b>	 <b>NEW</b>	 <b>NEW</b>
Countersink with Low friction Depth-Stop	Countersink with Low friction Depth-Stop	Countersink With Depth Stop-PRO	Countersink With Depth Stop-PRO	Carbide Tipped Countersink	Carbide Tipped Countersink
212	212	213	213	214	214
 <b>NEW</b>	 <b>NEW</b>	 <b>NEW</b>	 <b>NEW</b>	 <b>NEW</b>	 <b>NEW</b>
Carbide Tipped Countersink	Carbide Tipped Counterbore (flat bottom)	Carbide Tipped Countersink	Carbide Tipped Counterbore	3 Steps Drill for laminated chipboard	Dicount - Multi Diameter Countersink
215	215	216	216	216	217
 <b>NEW</b>	 <b>NEW</b>	 <b>NEW</b>	 <b>NEW</b>	 <b>NEW</b>	 <b>NEW</b>
Carbide Tipped Countersink	Plug Cutters - Self Ejecting	Countersink & Plug Set	Carbide Tipped Plug Cutters - 2 flutes	HSS Drills	HSS Taper Point Drills
217	217	218	218	219	219
					
HSS Stepped Drills	Dirose	Profile for Dirose.			
219	220	221			



CNC & Automatic Machines



Multi Purpose Boring



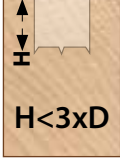
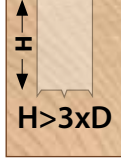

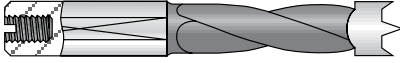
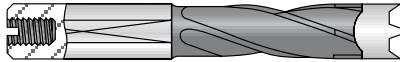
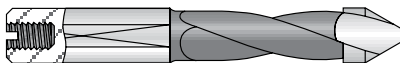

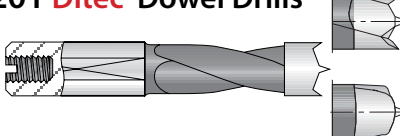
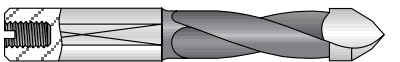
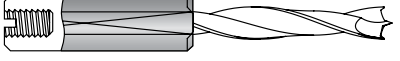
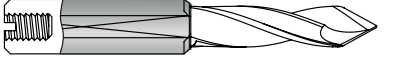
Slot Mortising

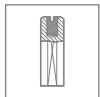


Counter Sinking & Plug maker

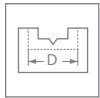


Dirose

	Blind Holes		Through Hole	Life Time		Drilling Feed speed	
	 H < 3xD	 H > 3xD		Good	Excellent	Low	High
<b>201 Dowel Drill for Blind Holes</b> 	✓			✓		✓	
<b>201 Dowel Drill Double Flute</b> 		✓		✓		✓	
<b>201 Through Hole Drill</b> 			✓	✓		✓	
<b>201 Dowel Drill - Extended Life Time</b> 	✓				✓	✓	
<b>201 Ditec Dowel Drills</b> 	✓				✓	✓	
<b>201 Ditec Through Hole Drills</b> 			✓		✓	✓	
<b>206 Ditec Solid Carbide - Dowell Drills</b> 		✓			✓		✓
<b>206 Ditec Solid Carbide through Hole Drills</b> 			✓		✓		✓



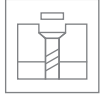
CNC & Automatic Machines



Multi Purpose Boring



Slot Mortising

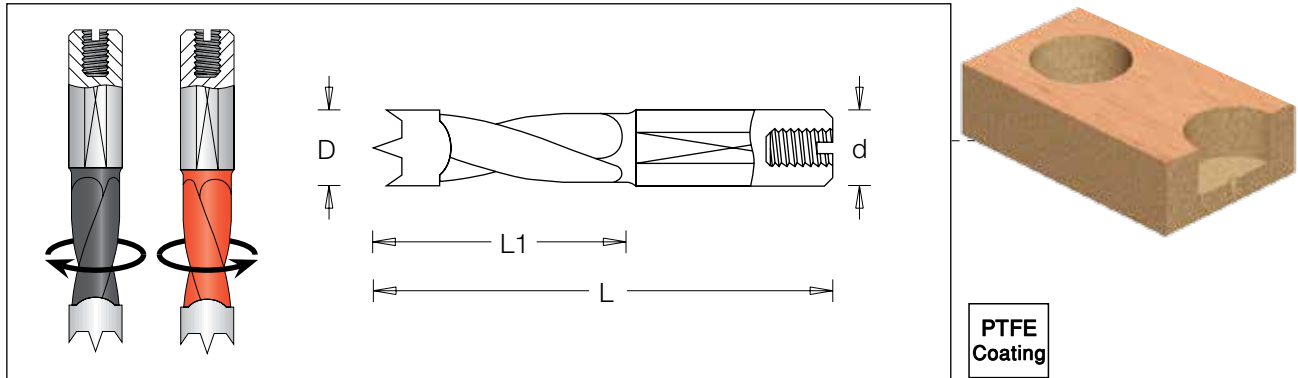


Counter Sinking & Plug maker



Dirose

### 201 Bk - Dowel Drill



øD	Code No.		L1	L	ød
	Right	Left			
4.0	2012817	2012827	27	57.5	10x27
5.0	2010017	2010047	27	57.5	10x27
5.1	2010057	2010067	27	57.5	10x27
5.2	2010207	2010217	27	57.5	10x27
6.0	2010077	2010107	27	57.5	10x27
7.0	2010087	2010117	27	57.5	10x27
8.0	2010137	2010167	27	57.5	10x27
8.2	2010297	2010307	27	57.5	10x27
9.0	2010157	2010177	27	57.5	10x27
10.0	2010197	2010227	27	57.5	10x27
12.0	2010257	2010287	27	57.5	10x27



Screw  
#193 000 0  
M5x10

øD	Code No.		L1	L	ød
	Right	Left			
4.0	2012877	2012887	35	70	10x30
5.0	2010317	2010347	35	70	10x30
5.1	2010357	2010367	35	70	10x30
5.2	2012747	2012757	35	70	10x30
6.0	2010377	2010407	35	70	10x30
7.0	2010387	2010417	35	70	10x30
8.0	2010437	2010467	35	70	10x30
8.2	2012327	2012337	35	70	10x30
9.0	2010477	2010487	35	70	10x30
10.0	2010497	2010527	35	70	10x30
11.0	2010627	2010637	35	70	10x30
12.0	2010557	2010587	35	70	10x30



Screw  
#193 000 0  
M5x10



CNC & Automatic Machines



Multi Purpose Boring



Slot Mortising

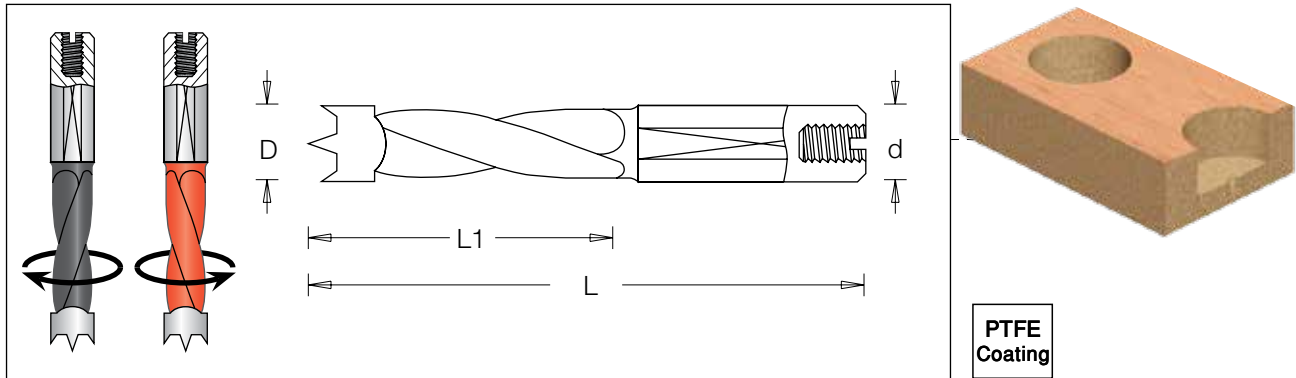


Counter Sinking & Plug maker



Dirose

### 201 Bk - Dowel Drill



øD	Code No.		L1	L	ød
	Right	Left			
5.0	2012027	2012037	44	77	10x30
5.2	2012047	2012057	44	77	10x30
6.0	2012067	2012077	44	77	10x30
7.0	2012087	■	44	77	10x30
8.0	2012107	2012117	44	77	10x30
8.2	2012427	2012437	44	77	10x30
9.0	2012507	2012517	44	77	10x30
10.0	2012147	2012157	44	77	10x30
12.0	2012187	2012197	44	77	10x30

■ Available upon request

Drills



CNC & Automatic Machines



Multi Purpose Boring



Slot Mortising



Counter Sinking & Plug maker

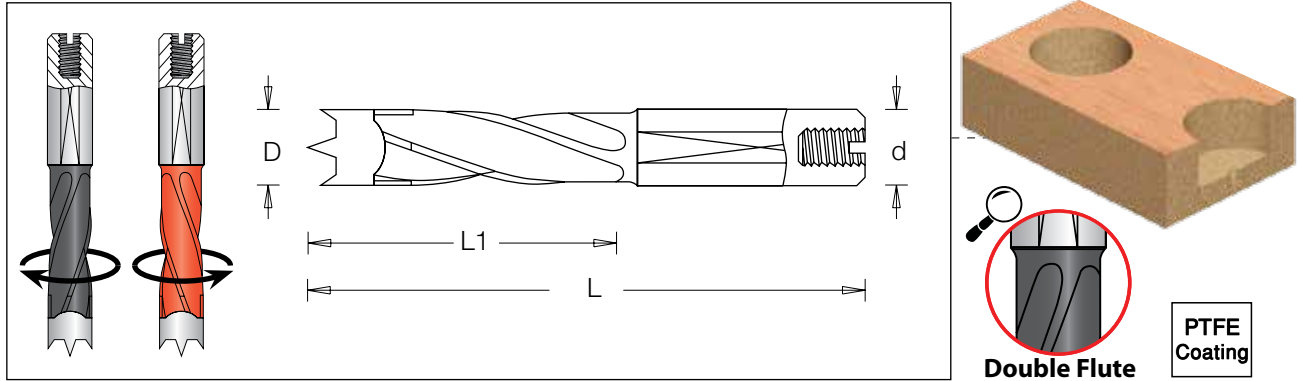


Dirose



Screw  
#193 000 0  
M5x10

### 201 Bk - Dowel Drill - Double Flute



øD	Code No.		L1	L	ød
	Right	Left			
4.0	2014017	2014027	30	57.5	10x20
5.0	2014037	2014067	30	57.5	10x20
5.1	2014607	2014617	30	57.5	10x20
5.2	2014647	2014657	30	57.5	10x20
6.0	2014077	2014107	30	57.5	10x20
6.3	2014717	2014727	30	57.5	10x20
7.0	2014117	2014127	30	57.5	10x20
8.0	2014137	2014167	30	57.5	10x20
8.1	2015037	2015047	30	57.5	10x20
8.2	2015057	2015067	30	57.5	10x20
9.5	2015207		30	57.5	10x20
10.0	2014177	2014207	30	57.5	10x20
11.0	2015307	2015317	30	57.5	10x20
12.0	2014217	2014247	30	57.5	10x20
12.7	2015407	2015417	30	57.5	10x20
13.0	2015427	2015437	■	30	10x20
14.0	2015787	2015797	■	30	10x20
15.0	2015807	2015817	30	57.5	10x20
16.0	2015907	2015917	■	30	10x20

■ Available upon request



Screw

#193 000 0

M5x10



CNC & Automatic Machines



Multi Purpose Boring



Slot Mortising

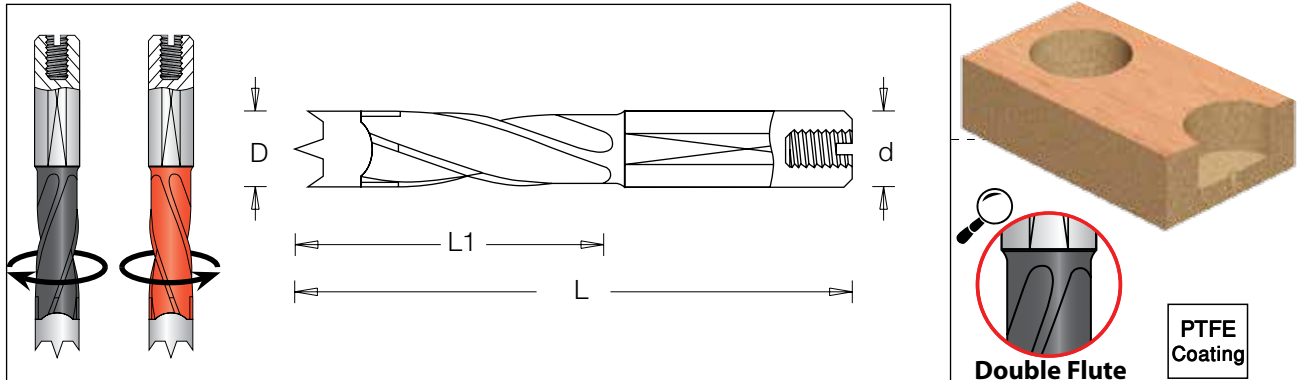


Counter Sinking & Plug maker



Dirose

### 201 Bk - Dowel Drill - Double Flute



øD	Code No.		L1	L	ød
	Right	Left			
4.0	2014327	2014347	43	70	10x20
5.0	2014337	2014367	43	70	10x20
5.1	2014287	2014297	43	70	10x20
5.2	2014307	2014317	43	70	10x20
6.0	2014377	2014407	43	70	10x20
6.3	2014587	2014597	43	70	10x20
7.0	2014417	2014427	43	70	10x20
8.0	2014437	2014467	43	70	10x20
8.1	2014877	2014887	43	70	10x20
8.2	2014897	2014907	43	70	10x20
9.0	2014917	2014927	43	70	10x20
9.5	2014937	2014947	43	70	10x20
10.0	2014477	2014507	43	70	10x20
11.0	2014487	2014557	43	70	10x20
12.0	2014517	2014547	43	70	10x20
12.7	2014567	2014577	43	70	10x20
14.0	2015947	2015957	43	70	10x20
15.0	2015967	2015977	43	70	10x20
16.0	2015987	2015997	43	70	10x20

øD	Code No.		L1	L	ød
	Right	Left			
5.0	2014737	2014767	50	77	10x20
5.2	2015467	2015477	50	77	10x20
6.0	2014777	2014787	50	77	10x20
8.0	2014837	2014867	50	77	10x20
8.2	2015547	2015557	50	77	10x20
10.0	2014957	2014967	50	77	10x20
11.0	2015707	2015717	50	77	10x20
12.0	2014977	2014987	50	77	10x20



Screw  
#193 000 0  
M5x10

Drills



CNC & Automatic Machines



Multi Purpose Boring



Slot Mortising




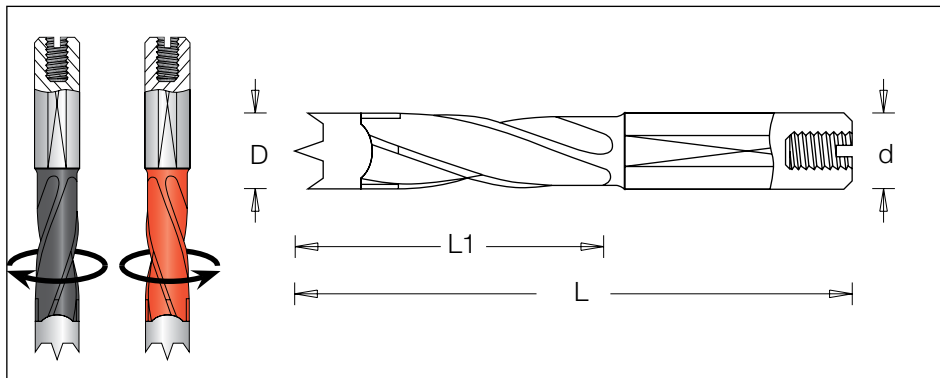
Counter Sinking & Plug maker



Diröse



### 201 Bk - Dowel Drill - Double Flute 8mm Shank



PTFE Coating

Double Flute

Code No.					
øD	Right	Left	L1	L	ød
5.0	2014035	2014065	30	55.5	8x20
6.0	2014075	2014105	30	55.5	8x20
8.0	2014135	2014165	30	55.5	8x20
10.0	2014175	2014205	30	55.5	8x20
12.0	2014215	2014245 ■	30	55.5	8x20

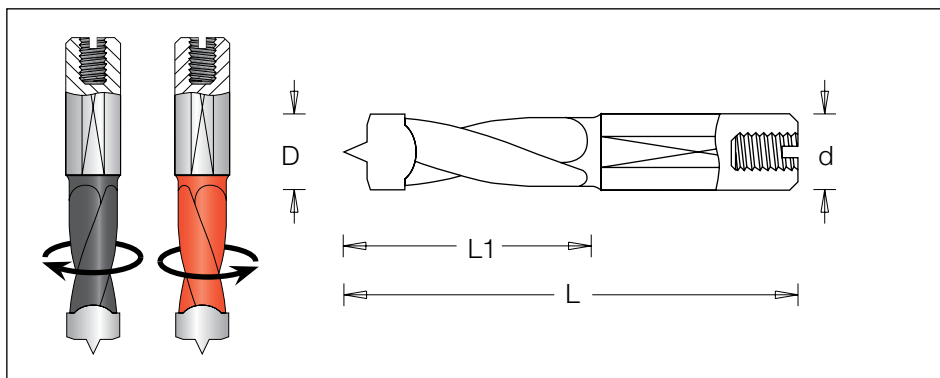
Code No.					
øD	Right	Left	L1	L	ød
5	201433 5	2014365	40	67.0	8x20
6	201437 5	2014405	40	67.0	8x20
8	201443 5	2014465	40	67.0	8x20
9	201491 5	2014925 ■	40	67.0	8x20
10	201447 5		40	67.0	8x20
12	201451 5 ■	2014545	40	67.0	8x20

■ Available upon request



Screw  
#193 000 0  
M5x10

### 201 Bk - Dowel Drill - for Mafell Machine 8mm Shank



PTFE Coating

øD	Cod. No.	L1	L	ød
6.0	2013815	37	57.5	8x20
8.0	2013835	37	57.5	8x20
10.0	2013855	37	57.5	8x20
12.0	2013875	37	57.5	8x20



CNC & Automatic Machines



Multi Purpose Boring



Slot Mortising

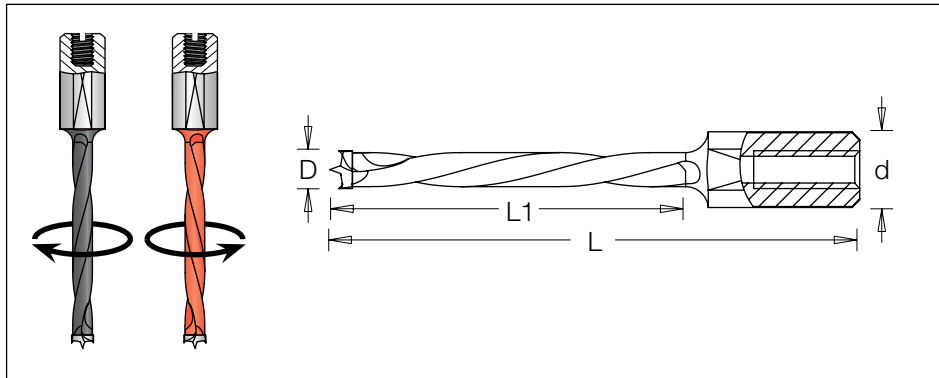


Counter Sinking & Plug maker



Dirose

### 206 Bk - Dowel Drill Extended Life-Time



PTFE  
Coating

NAMIC™

$\varnothing D$	Code No.		L1	L	$\varnothing d$
	Right	Left			
5.0	2064137	2064147	35	57.5	10x20
6.0	2064277	2064267	35	57.5	10x20
8.0	2064197	2064187	35	57.5	10x20
10.0	2064217	2064237	35	57.5	10x20

$\varnothing D$	Code No.		L1	L	$\varnothing d$
	Right	Left			
5.0	2064047	2064087	45	70	10x20
6.0	2064077	2064097	45	70	10x20
8.0	2064057	2064107	45	70	10x20
10.0	2064067	2064117	45	70	10x20

$\varnothing D$	Code No.		L1	L	$\varnothing d$
	Right	Left			
5.0	2064127	2064157	50	77	10x20
6.0	2064247	2064257	50	77	10x20
8.0	2064167	2064177	50	77	10x20
10.0	2064207	2064227	50	77	10x20



Screw

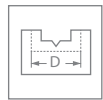
#193 000 0

M5x10


Drills



CNC &  
Automatic  
Machines



Multi  
Purpose  
Boring



Slot  
Mortising

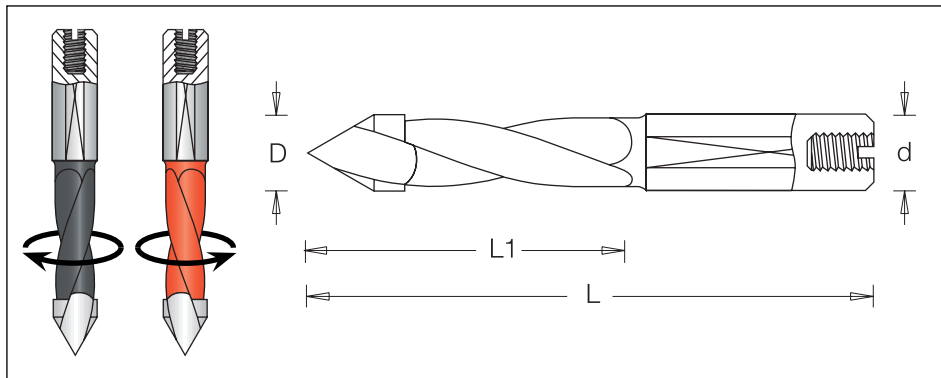


Counter  
Sinking &  
Plug maker



Dirose

### 201 Bk - Through Hole Drilling



PTFE Coating

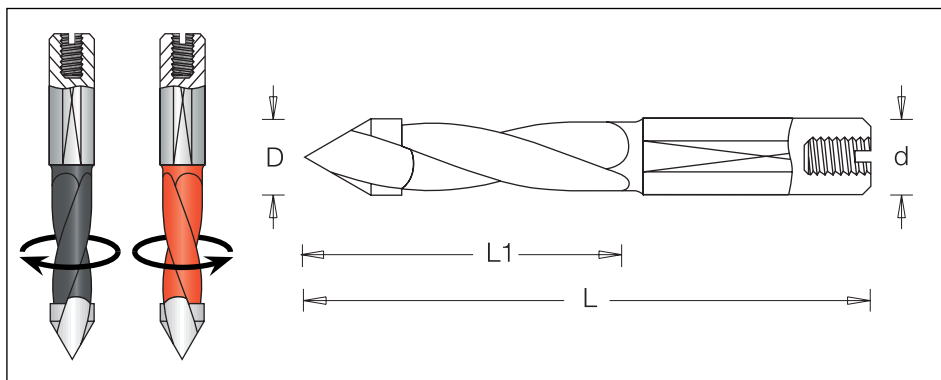
øD	Code No.		L1	L	ød
	Right	Left			
4.0	2016007	2016017	25	57.5	10x25
5.0	2016047	2016057	25	57.5	10x25
6.0	2016067	2016077	25	57.5	10x25
7.0	2016507	2016517	25	57.5	10x25
10.0	2016127	2016137	25	57.5	10x25



Screw

#193 000 0  
M5x10

### 201 Bk - Through Hole Drilling



PTFE Coating

øD	Code No.		L1	L	ød
	Right	Left			
5.0	2016147	2016157	40	70	10x25
6.0	2016167	2016177	40	70	10x25
7.0	2016617	2016627	40	70	10x25
8.0	2016187	2016197	40	70	10x25
9.0	2016677	2016687	40	70	10x25
10.0	2016227	2016237	40	70	10x25
12.0	2016867	2016877	40	70	10x25



Screw

#193 000 0  
M5x10



CNC & Automatic Machines



Multi Purpose Boring



Slot Mortising

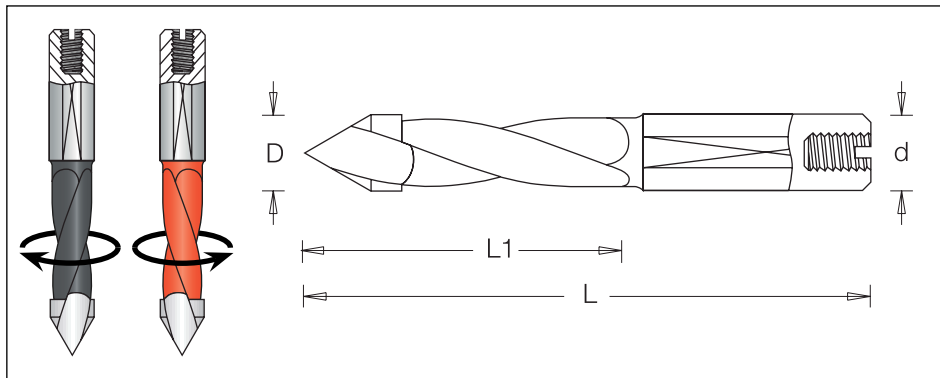


Counter Sinking & Plug maker



Dirose

### 201 Bk - Through Hole Drilling



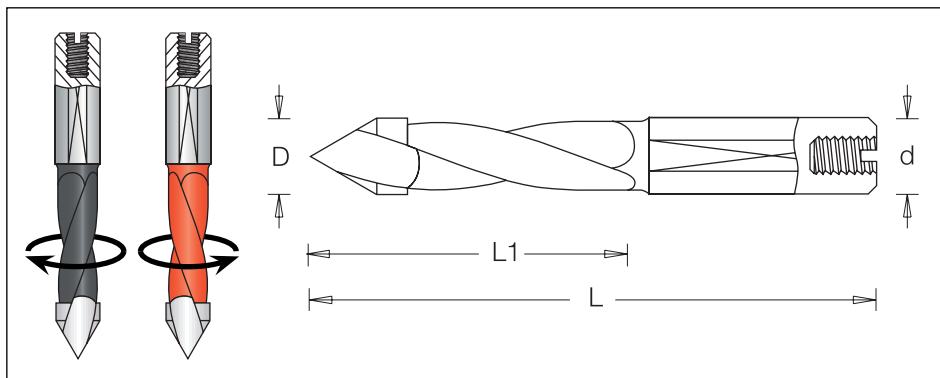
PTFE Coating

øD	Code No.		L1	L	ød
	Right	Left			
5	2016247	2016257	45	77	10x25
6	2016267	2016277	45	77	10x25
7	2016317	2016327	45	77	10x25
8	2016287	2016297	45	77	10x25
9	2016377	2016387	45	77	10x25
10	2016417	2016427	45	77	10x25



Screw  
#193 000 0  
M5x10

### 201 Bk - Through Hole Drilling 8mm Shank


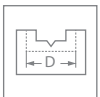


PTFE Coating

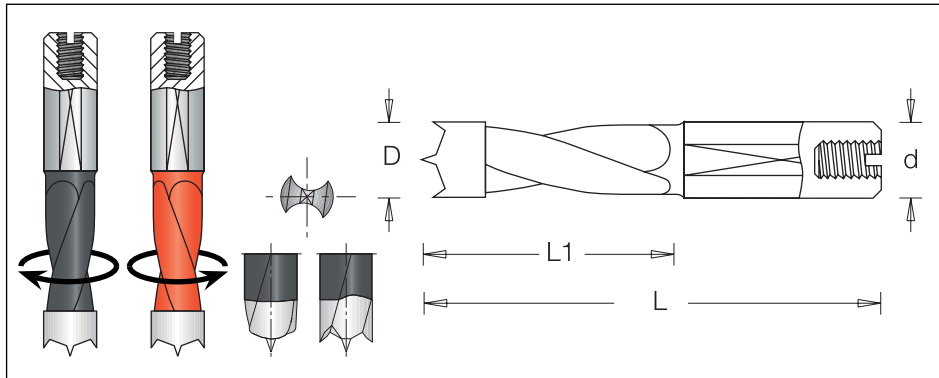
øD	Code No.		L1	L	ød
	Right	Left			
5	2016045	2016055	25	55.5	8x20
8	2016085	2016095	25	55.5	8x20
5	2016145	2016155	35	67.0	8x20
8	2016185	2016195	35	67.0	8x20



Screw  
#193 000 0  
M5x10



### Ditec™ Dowel Drill



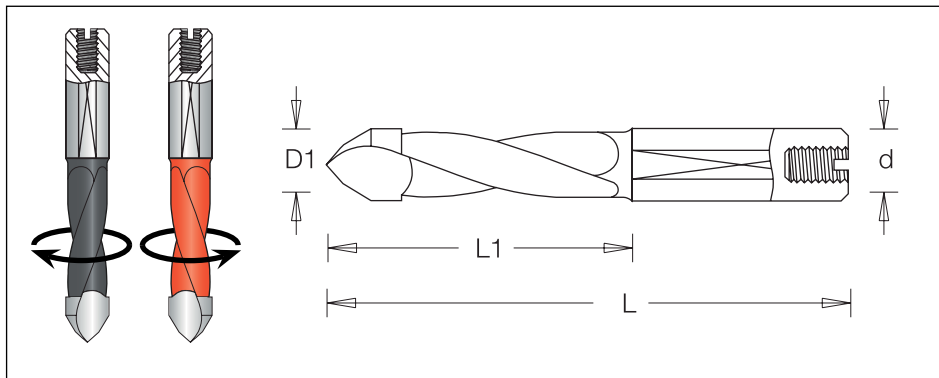
PTFE  
Coating

øD	Code No.		L1	L	ød
	Right	Left			
5.0	2017057	2017067	27	57.5	10x25
8.0	2017137	2017167	27	57.5	10x25
10.0	2017227	2017237	27	57.5	10x25
5.0	2017317	2017347	35	70	10x25
8.0	2017437	2017467	35	70	10x25
10.0	2017457	2017487	35	70	10x25



Screw  
#193 000 0  
M5x10

### Ditec™ Through Hole Drilling



PTFE  
Coating

øD	Code No.		L1	L	ød
	Right	Left			
5.0	2017607	2017617	27	57.5	10x25
8.0	2017627	2017637	27	57.5	10x25
10.0	2017647	2017657	27	57.5	10x25
5.0	2017707	2017717	35	70	10x25
8.0	2017727	2017737	35	70	10x25
10.0	2017747	2017757	35	70	10x25



Screw  
#193 000 0  
M5x10



CNC &  
Automatic  
Machines



Multi  
Purpose  
Boring



Slot  
Mortising

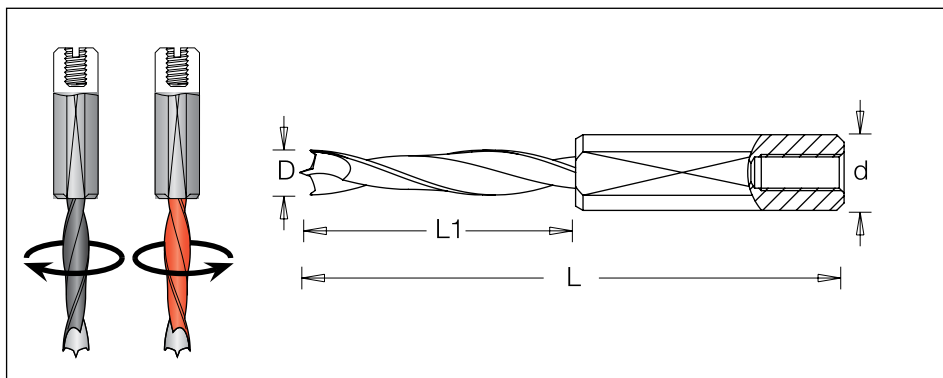


Counter  
Sinking &  
Plug maker



Dirose

### Ditec™ Solid Carbide Dowel Drill




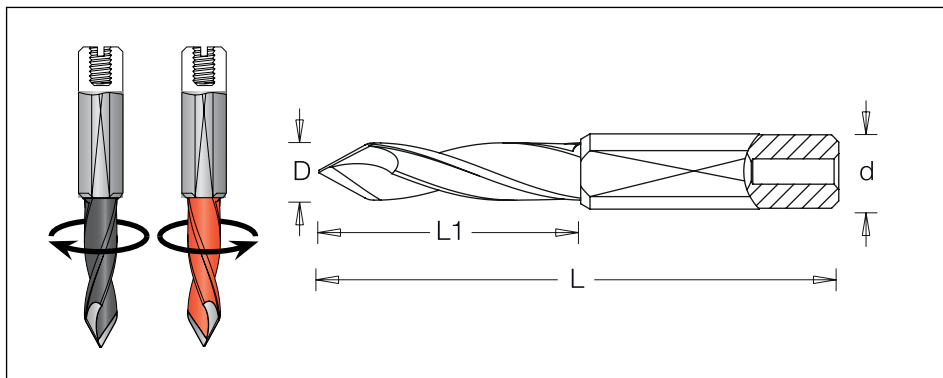
PTFE  
Coating

øD	Code No.		L1	L	ød
	Right	Left			
3.0	2060007	2060017	25	57.5	10x25
4.0	2060027	2061107	25	57.5	10x25
5.0	2060037	2061107	25	57.5	10x25
8.0	2060067	2061097	25	57.5	10x25
3.0	2061137	2061147	40	70	10x25
4.0	2060087	2061127	40	70	10x25
5.0	2060097	2064017	40	70	10x25
8.0	2060127	2064037	40	70	10x25



Screw  
#193 000 0  
M5x10

### Ditec™ Solid Carbide Through Hole Drilling



Double Flute

PTFE  
Coating


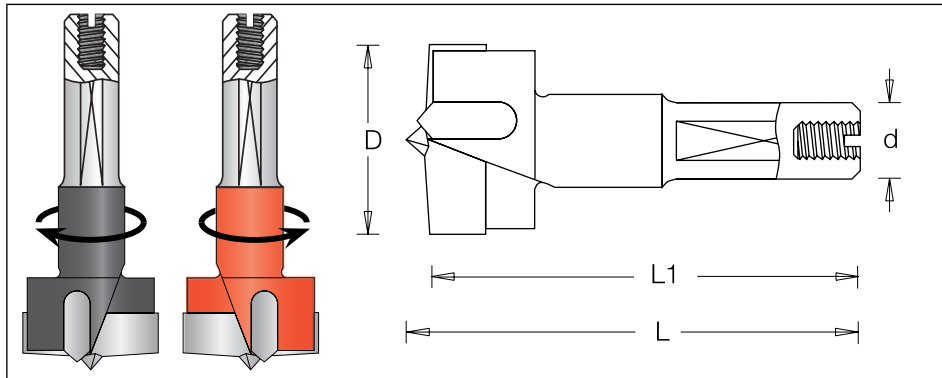
øD	Code No.		L1	L	ød
	Right	Left			
4.0	2061007	2061117	40	70	10x25
5.0	2061017	2061047	40	70	10x25
8.0	2061037	2061067	40	70	10x25



Screw  
#193 000 0  
M5x10



### 203 Bk - Cylinder Boring Bit - Combi System



$\varnothing D$	Code No.		L1	L	$\varnothing d$
	Right	Left			
15.0	2031007	2031087	55.5	57.5	10x26
16.0	2031367	2031377 ■	55.5	57.5	10x26
18.0	2031027	2031097	55.5	57.5	10x26
20.0	2031017	2031047	55.5	57.5	10x26
22.0	2031037	2031057	55.5	57.5	10x26
25.0	2031077	2031107	55.5	57.5	10x26
26.0	2031137	2031167	55.5	57.5	10x26
28.0	2031157	2031177 ■	55.5	57.5	10x26
30.0	2031197	2031227	55.5	57.5	10x26
35.0	2031257	2031287	55.5	57.5	10x26
38.0	2031267	2031277 ■	55.5	57.5	10x26
40.0	2031317		55.5	57.5	10x26

■ Available upon request



Screw  
#193 000 0  
M5x10

$\varnothing D$	Code No.		L1	L	$\varnothing d$
	Right	Left			
15	2031407	2031417	68	70	10x26
20	2031427	2031437	68	70	10x26
25	2031447	2031457	68	70	10x26
30	2031467	2031477	68	70	10x26
35	2031487	2031497	68	70	10x26
35	2031517		75	77	10x26



Screw  
#193 000 0  
M5x10



CNC & Automatic Machines



Multi Purpose Boring



Slot Mortising

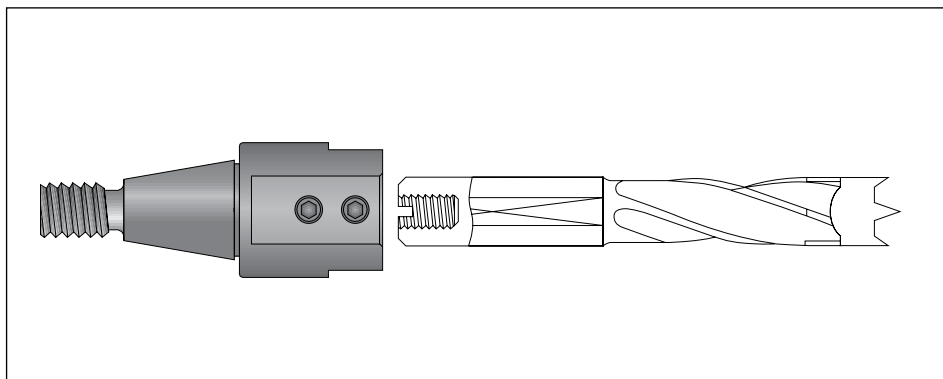


Counter Sinking & Plug maker



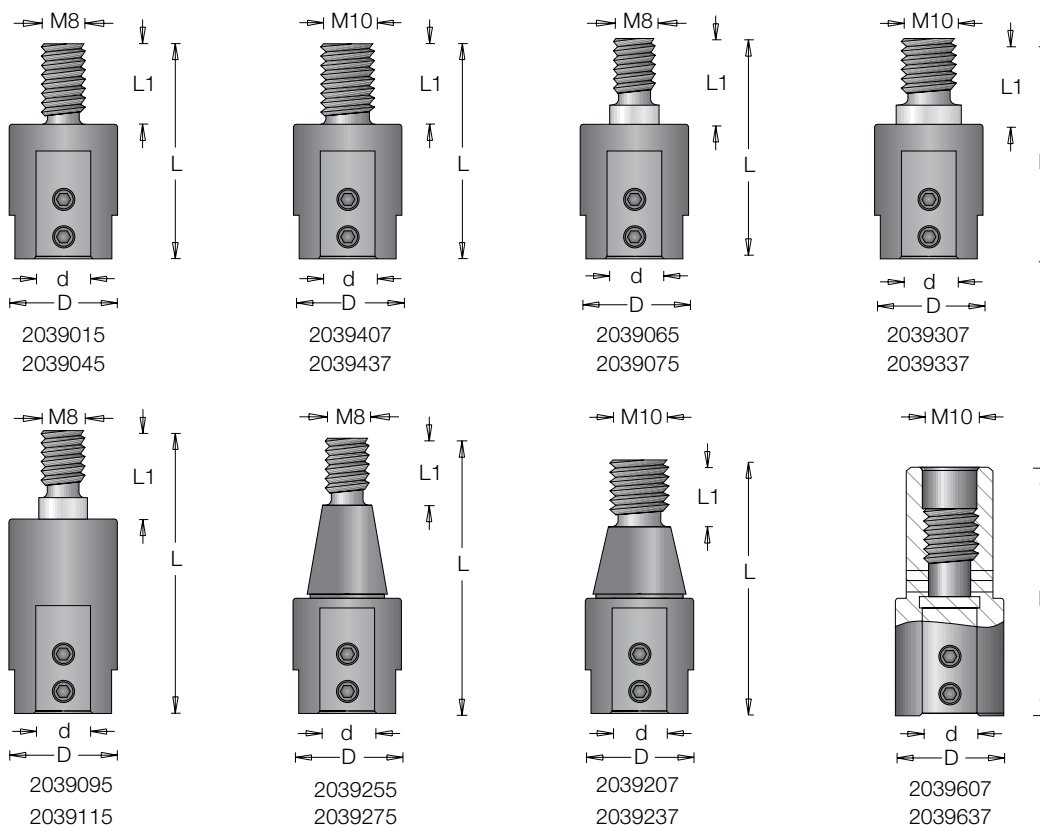
Dirose

### 203 T - Combi Chuck



For Machines	øD	Code No.		M	L1	L	ød
		Right	Left				
Nottmeyer	20	2039015	2039045	8	15	40	10
	20	2039065	2039075	8	16	41	10
Vitap, Busselato, Ompex	20	2039207	2039237	10	12	47	10
Ayen, Torwegge, Holzma	20	2039407	2039437	10	15	40	10
Holzma, SCM	20	2039307	2039337	10	16	41	10
Morbidelli, Biesse, Torwegge							
Scheer	20	2039607	2039637	10		46	10

**!** Advanced chuck system replacing thread-shank tools. Suitable for most automatic multi-spindle drilling machines.



Allen Screw  
#1930238  
M5x5

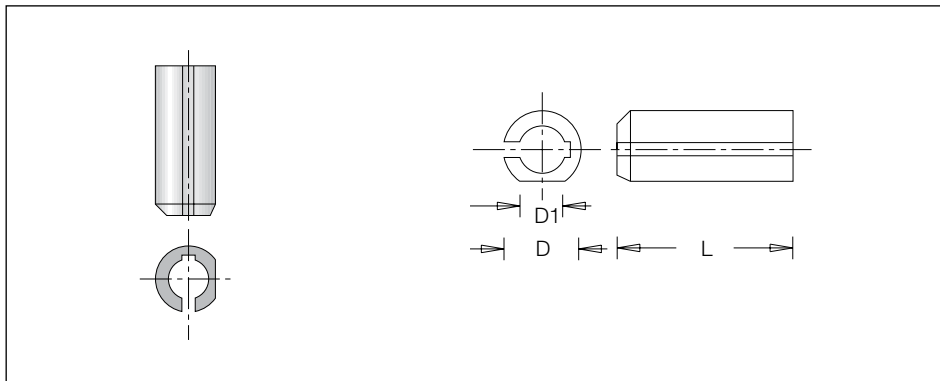


Allen key  
#194 008  
S2.5





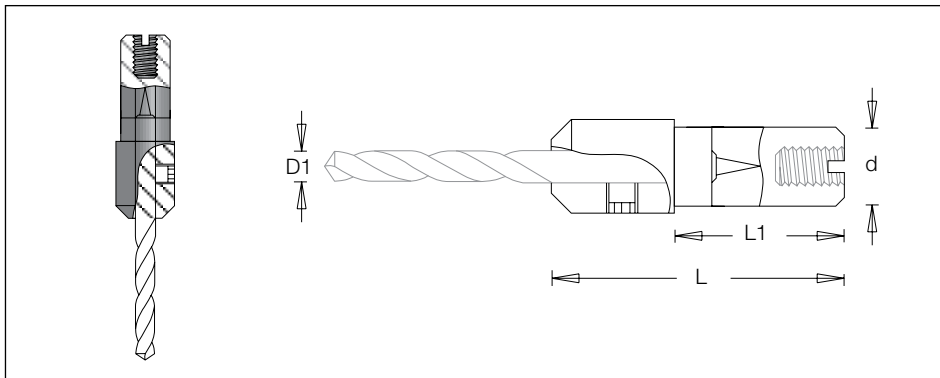
### Reduction Bushing for Combi Chuck



øD1	øD	Code No.	L
2.0	10	1924560	23
2.5	10	1924570	23
3.0	10	1924510	23
3.2	10	1924580	23
3.5	10	1924520	23
4.0	10	1924530	23
5.0	10	1924540	23
6.0	10	1924600	23
7.0	10	1924610	23
8.0	10	1924550	23

**!** To use with solid HM or HSS Drills.  
Adapts to combi chuck with two tightening screws.

### 2039 - Chuck Adapter for Solid HM Or HSS Drills



øD1	Code No.	L1	L	ød
2.0	2039507	22	38	10
2.5	2039517	22	38	10
3.0	2039527	22	38	10
3.2	2039537	22	38	10
3.5	2039547	22	38	10
4.0	2039557	22	38	10
5.0	2039567	22	38	10



Screw  
#193 000 0  
M5x10



Allen screw  
193 023 0  
NF1/4x28



CNC &  
Automatic  
Machines



Multi  
Purpose  
Boring



Slot  
Mortising


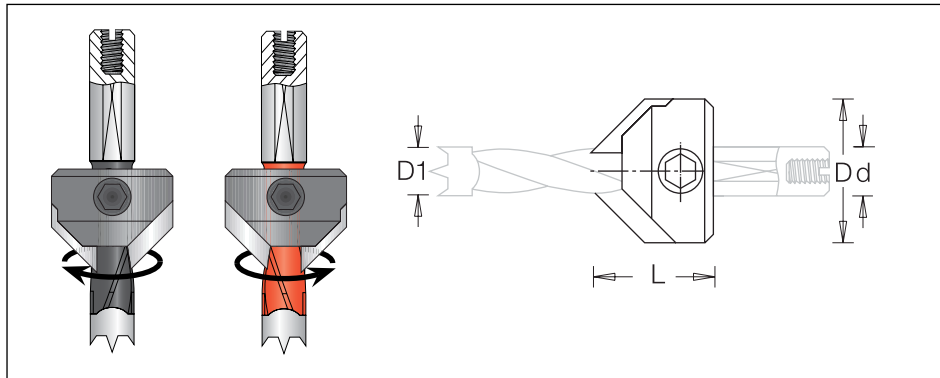


Counter  
Sinking &  
Plug maker



Dirose

### 2022 - Countersink for Dowel Drills



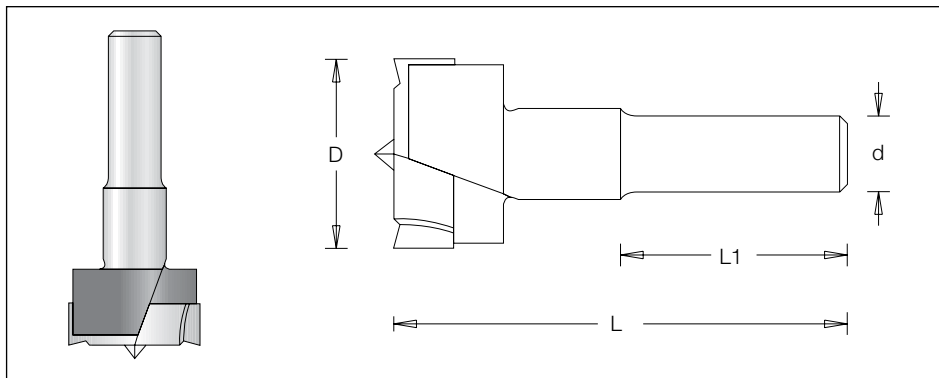
øD1	øD	Code No.		L1	ød
		Right	Left		
4.0	15.6	2022020	2022030	17.5	4
5.0	16.0	2022000	2022010	17.5	5
6.0	16.0	2022040	2022050	17.5	6
7.0	16.0	2022060	2022070	17.5	7
8.0	18.0	2022100	2022110	17.5	8
9.0	18.0	2022140	2022150	17.5	9
10.0	20.0	2022200	2022210	17.5	10
12.0	20.0	2022240	2022250	18.0	12
5-10	15.5	2022260*	2022270*	16.5	10
5-10	20.0	2022300*	2022310*	17.5	10



Screw  
#193 000 0  
M5x10

⚠ \* This countersink is assembled on the shank of the drill.  
Series of countersinks suitable for dowel drills.

### 2034 Cylinder Boring Bit For Router Machine



øD1	Code No.	L1	L	ød
25	2034415 ■	30	60	8
25	2034419 ■	30	60	12
30	2034455 ■	30	60	8
30	2034469 ■	30	60	12
35	2034515	30	60	8
35	2034519	30	60	12

■ Available upon request

⚠ Specially designed drills for high rotation speed.  
Suitable for covered board and natural wood.



CNC &  
Automatic  
Machines



Multi  
Purpose  
Boring



Slot  
Mortising

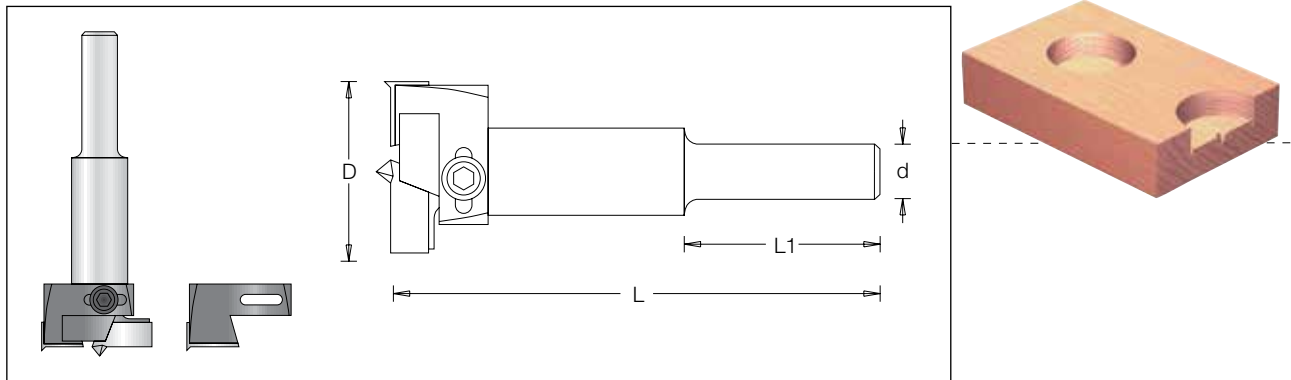


Counter  
Sinking &  
Plug maker



Diröse

### 203 BM - Adjustable Cylinder Boring Bit for Bench Drilling Machine



	$\varnothing D$	Code No.	L1	L	$\varnothing d$
Complete	30.0-60.0	2035017	35	90	10

**!** With centering point two scorers, one fixed and one adjustable. Supplied with adjustable knife for range 30-45 mm. Additional knife for the 45-60 mm range and matching hexagon key.



Knife  
#203 512 0  
30-45



Knife  
#203 520 0  
45-60

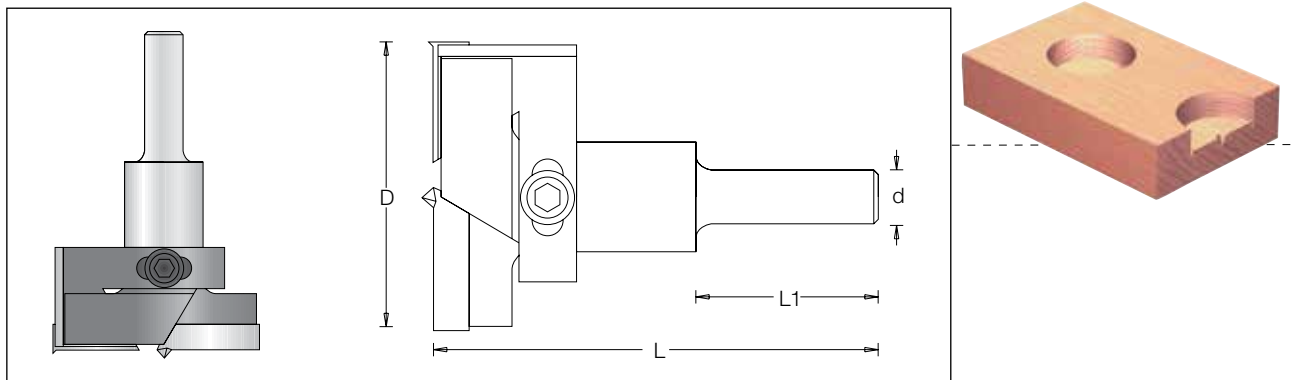


Allen screw  
#193 013 0  
4.8x16



Allen key  
#194 010 0  
5/32

### 203 BM - Adjustable Cylinder Boring Bit for Bench Drilling Machine



	$\varnothing D$	Code No.	L1	L	$\varnothing d$
Complete	60.0-80.0	2035048	40	100	12.7

**!** With centering point two scorers, one fixed and one adjustable covering the range of 60-80 mm. Supplied with matching hexagonal key.

Spare Parts:



Knife  
#203 525 0  
60-80



Allen screw  
#193 010 0  
6.3x19



Allen key  
#194 007 0  
3/16



CNC & Automatic Machines



Multi Purpose Boring



Slot Mortising

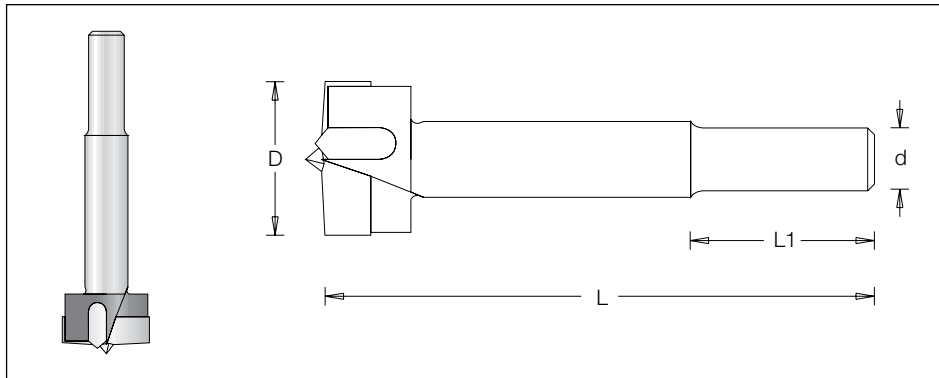


Counter Sinking & Plug maker



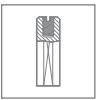
Dirose

### 203 B Cylinder Boring Bit




øD	Code No.	L1	L	ød
8	2033087	30	90	10
10	2033107	30	90	10
12	2033127	30	90	10
13	2033137	30	90	10
14	2033147	30	90	10
15	2033157	30	90	10
16	2033167	30	90	10
17	2033177	30	90	10
18	2033187	30	90	10
19	2033197	30	90	10
20	2033207	30	90	10
21	2033217	30	90	10
22	2033227	30	90	10
23	2033237	30	90	10
24	2033247	30	90	10
25	2033257	30	90	10
26	2033267	30	90	10
27	2033277	30	90	10
28	2033287	30	90	10
29	2033297	30	90	10
30	2033307	30	90	10
31	2033317	30	90	10
32	2033327	30	90	10
33	2033337	30	90	10
34	2033347	30	90	10
35	2033357	30	90	10
36	2033367	30	90	10
37	2033377	30	90	10
38	2033387	30	90	10
39	2033397	30	90	10
40	2033407	30	90	10
42	2033427	38	90	10
45	2033457	38	90	10
46	2033467	38	90	10
48	2033487	38	90	10
50	2033507	38	90	10
55	2033557	38	90	10
58	2033587	38	90	10
60	2033607	38	90	10


Drills



CNC & Automatic Machines



Multi Purpose Boring



Slot Mortising



Counter Sinking & Plug maker



Dirose

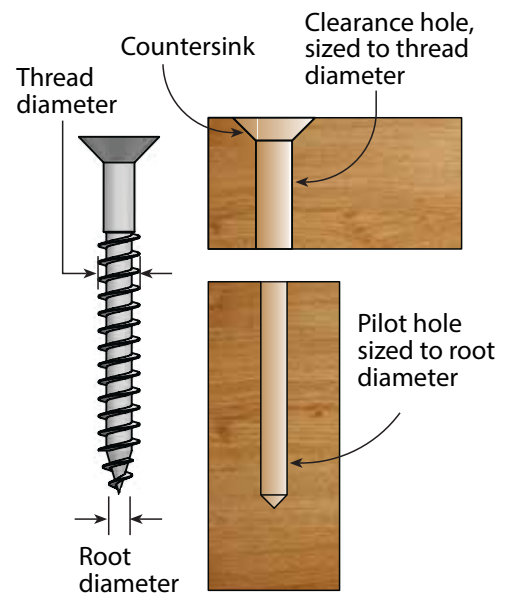
### Joining Wood with Screws

When joining 2 pieces of wood using screws, it is essential to pre-drill and countersink in order to achieve an esthetic and long lasting finish.

- Pilot hole - in the bottom board.
- Clearance hole and Countersink - in the top board.

The pilot hole diameter should roughly match the root diameter of the screw.

The clearance hole should be slightly larger than the diameter of the threads.  
For decking jobs, it is not usually necessary to pre-drill the bottom board, as it will always be hidden from view.



**Countersink & Stop for a long lasting perfect joint.**



CNC & Automatic Machines



Multi Purpose Boring



Slot Mortising



Counter Sinking & Plug maker



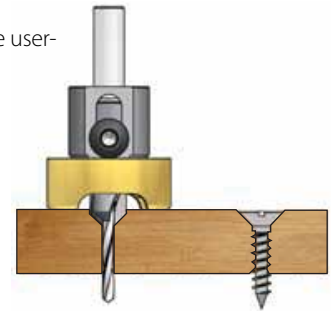
Dirose

### For Clean Surface and Simple Depth Control. No Scratches! No Burn Marks!

Unique adjustable depth-stops, developed for quick and easy adjustment of the countersink depth. The user-friendly design enables easy control of the drill length and its replacement.

Disassembly of the Depth-Stop is not needed.

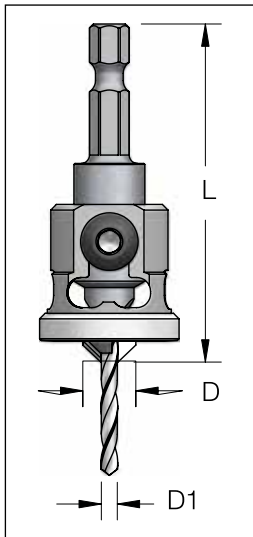
Special double-sided hex key (1/8" x 4) included.




### Countersink with Low Friction Depth-Stop

Antifriction polymer collar.

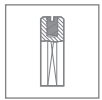
1/4" HEX shank. Slow Spiral HSS drill included.



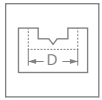
D1	D	Code No.	L
3.2	9.5	2027050	60
3.6	12.7	2027060	60
4.0	9.5	2027070	60
5.0	12.7	2027100	70
6.0	12.7	2027110	70




Drills



CNC & Automatic Machines



Multi Purpose Boring



Slot Mortising



Counter Sinking & Plug maker

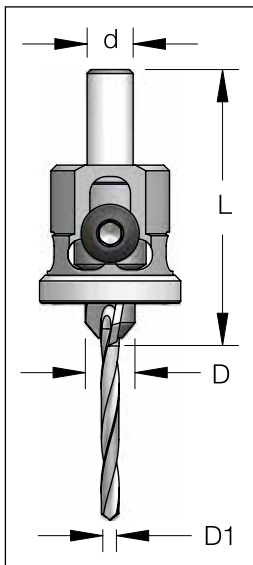


Dirose


### Countersink with Low Friction Depth-Stop

Antifriction polymer collar.

Round shank. Slow Spiral HSS drill included.



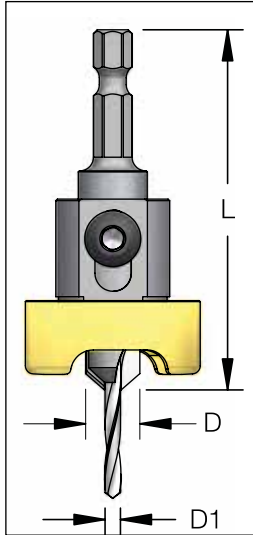
D1	D	Code No.	L	d
3.2	9.5	2027635	49	8
3.2	12.7	2027645	51	8
4.0	10	2027675	50	8
4.8	12.7	2027706	51	9.5
5.0	12	2027726	51	9.5
6.0	12.7	2027736	51	9.5




### Countersink with Depth Stop-PRO

Non-Friction metal stopper with thrust ball bearing.

Assures a strong and long lasting tool. Efficient and easy chip evacuation Quick-Change 1/4" (6.3mm) HEX shank. HSS drill included.



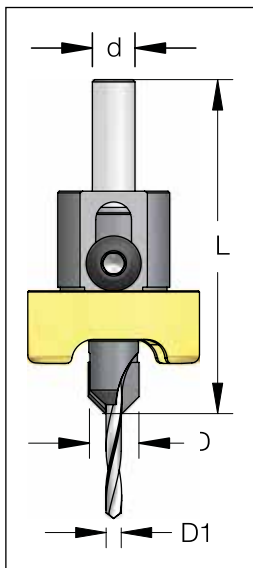
D1	D	Code No.	L
3.2	9.5	2027210	66
3.6	9.5	2027220	66
4.0	9.5	2027230	66
4.4	12.7	2027240	70




### Countersink with Depth Stop-PRO

Non-Friction metal stopper with thrust ball bearing.

Assures a strong and long lasting tool. Efficient and easy chip evacuation Quick-Change 1/4" (6.3mm) HEX shank. HSS drill included.



D1	D	Code No.	L	d
5.0	12	2020917	65	10
6.0	12.7	2020927	65	10



CNC & Automatic Machines



Multi Purpose Boring



Slot Mortising

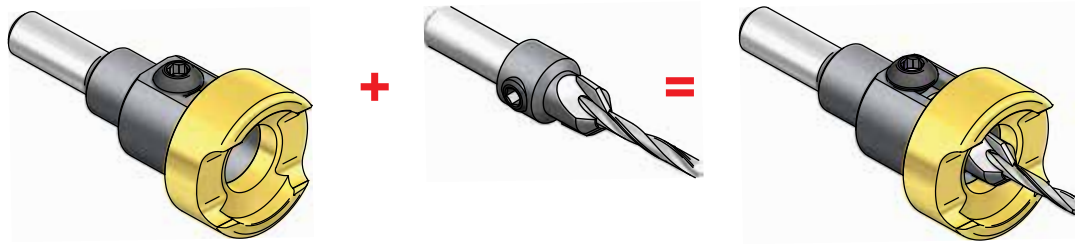


Counter Sinking & Plug maker



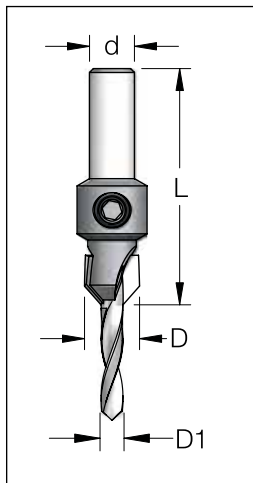
Dirose

### Countersink Adaptor and Stop PRO. for Clean Surface and Simple Depth Control.



### Carbide Tipped Countersink

Slow Spiral HSS drill included.  
Round shank.

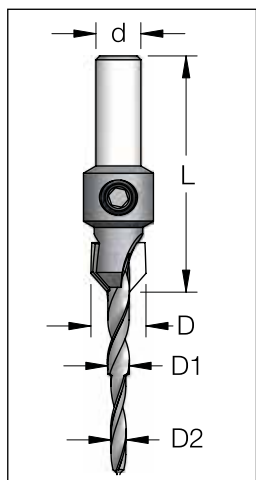


D1	D	Code No.	L	ød
2.4	8.0	2021250	43	8.0
3.2	8.0	2021280	43	8.0
3.2	9.5	2021300	43	8.0
3.2	12.7	2021330	43	8.0
3.6	10.0	2021350	43	8.0
4.0	10.0	2021400	43	8.0
4.4	10.0	2021450	49	8.0
4.8	12.7	2021550	47	9.5
5.0	12.0	2021580	51	9.5
5.6	12.7	2021530	49	9.5
6.0	12.7	2021600	47	9.5
6.3	12.7	2021650	47	10.0
6.3	13.5	2021630	47	10.0


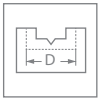
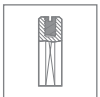


### Carbide Tipped Countersink

Stepped HSS drill included. Round shank.



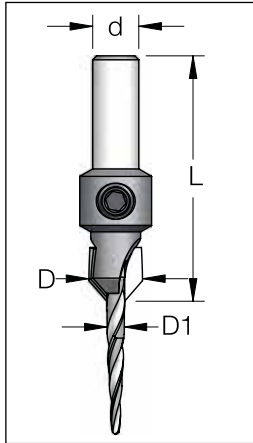
D1	D2	D	Code No.	L	ød
3.6	2.4	10.0	2022515	44	8.0
5.0	3.5	12.0	2022546	51	9.5






### Carbide Tipped Countersink

Taper Point HSS drill included.  
Round shank.

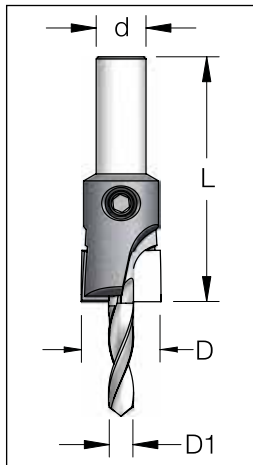


D1	D	Code No.	L	ød
3.2	9.5	2021300	44	8.0

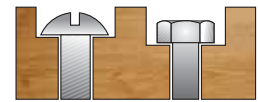


### Carbide Tipped Counterbore (Flat Bottom)

Slow Spiral HSS drill included. Round shank.



D1	D	Code No.	L	ød
3.2	9.5	2022705	48	8.0
4.8	12.7	2022736	48	9.5
5.6	12.7	2022746	48	9.5
6.0	12.7	2022756	48	9.5
6.3	12.7	2022766	48	9.5



CNC &  
Automatic  
Machines



Multi  
Purpose  
Boring



Slot  
Mortising



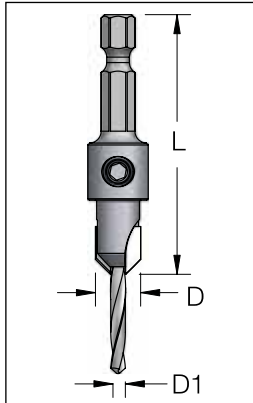

Counter  
Sinking &  
Plug maker



Dirose

### Carbide Tipped Countersink

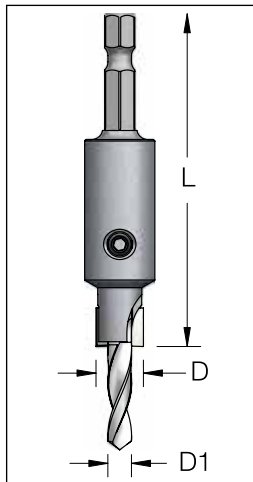
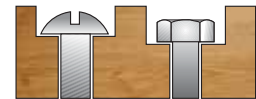
HSS drill included. Quick-Change 1/4" (6.3mm) HEX shank.



D1	D	Code No.	L
2.4	9.5	2020410	54
2.8	9.5	2020430	54
3.2	9.5	2020150	54
3.6	12.7	2020450	54
4.0	9.5	2020460	54
4.8	12.7	2020470	70
5.0	12.7	2020480	70
6.0	12.7	2020490	70
6.0	15.0	2020500	70

### Carbide Tipped Counterbore

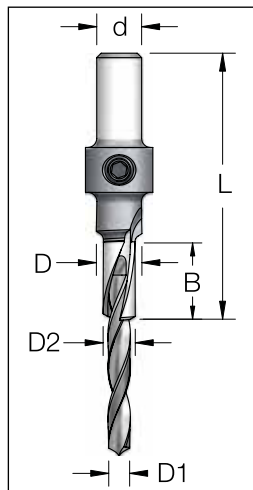

Slow Spiral HSS drill included.  
Quick-Change 1/4" (6.3mm) HEX shank.



D1	D	Code No.	L
4.8	12.7	2020560	70
6.3	12.7	2020590	70

### 3 Steps Drill for Laminated Chipboard

Countersink \*DHN treated. Slow Spiral HSS drill included. Round shank.



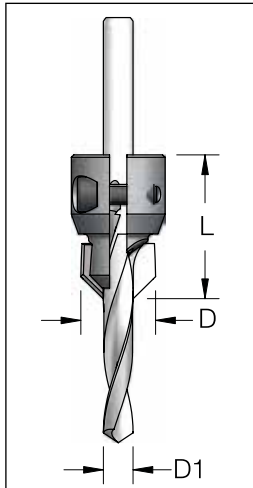
D1	D1	D	Code No.	L	ød
3.5	5.0	7.0	2026057	60	10
5.0	7.0	10.0	2026107	60	9.5

\* DHN - Advanced surface treatment for extended life




### Dicount - Multi Diameter Countersink

Slow Spiral HSS drill included.  
One tool fits over drills of different sizes

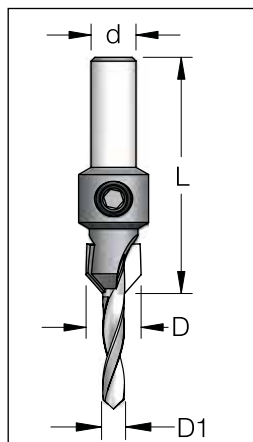


D1	D	Code No.	L
3.0 - 7.2	11.3 - 15.3	2020000	32




### Carbide Tipped Countersink

Slow Spiral HSS drill included.  
Round shank.

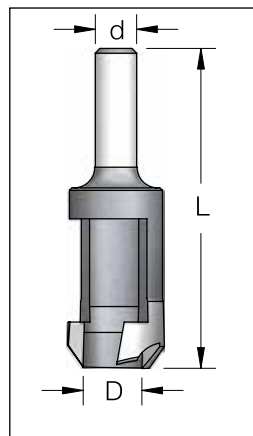


D1	D	Code No.	L	ød
3.0	10	2022305	48	8
3.2	10	2022325	48	8
3.5	10	2022355	48	8
3.6	10	2022365	48	8
4.0	10	2022405	48	8
4.4	10	2022455	48	8
5.0	10	2022505	48	8




### Plug Cutters - Self Ejecting

Heat-treated and DHN treated.  
One Flute. For best results use drill press.  
Quick-Change 1/4" (6.3mm) HEX Shank.



D1	Code No.	L	ød
9.5	2034055	61	8
10.0	2034015	61	8
12.0	2034065	61	8
12.7	2034025	61	8
16.0	2034037	75	10
19.0	2034047	75	10



CNC & Automatic Machines



Multi Purpose Boring



Slot Mortising



Counter Sinking & Plug maker





Dirose

### Countersink & Plug Set

Includes TCT countersink bits with different drill diameters and a 10mm plug cutter, which fits with all countersinks.

**Round shanks 8mm.**



øD	D	Set No.
3.5	10	2023355
4.0	10	2023405
5.0	10	2023505

Drills



CNC & Automatic Machines



Multi Purpose Boring



Slot Mortising



Counter Sinking & Plug maker

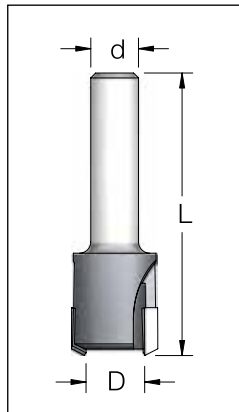


Dirose

### Carbide Tipped Plug Cutters - 2 flutes

Drill press must be used.

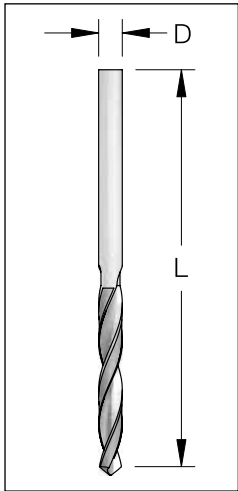
For making plugs up to 16mm Long.



D1	Code No.	L	ød
9.5	2020603	58	6
12.7	2020659	65	12

### HSS Drills

DIN 338. M2 Fully ground. Round shanks 8mm.

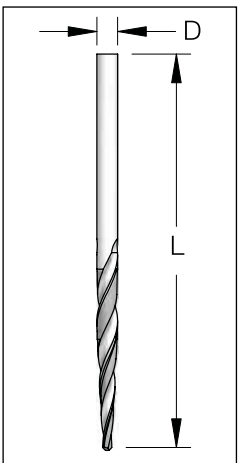


øD	Set No.	L
3.2	440071	65
3.6	440082	70
4.0	440094	75
4.8	440119	86
5.0	440125	86
5.6	440143	93
6.0	440155	93
6.3	440164	101

### HSS Taper Point Drills

M2 Fully ground.

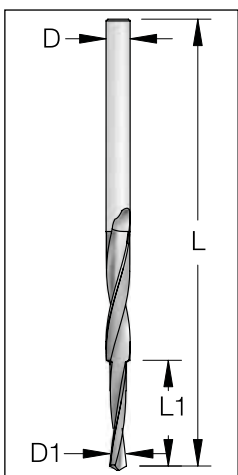
Unique solution for one drilling operation of: Pilot hole + Clearance hole.



øD	Set No.	L
2.4	443001	75
3.2	443003	70
3.6	443004	73
4.0	443005	80
4.8	443007	89
5.0	443008	89
6.0	443010	98

### HSS Stepped Drills

M2 Fully ground.



D	D1	Code No.	L	L1
2.4	3.6	445001	70	16
3.2	4.4	445003	80	22
5.0	7.1	445005	109	25



CNC & Automatic Machines



Multi Purpose Boring



Slot Mortising

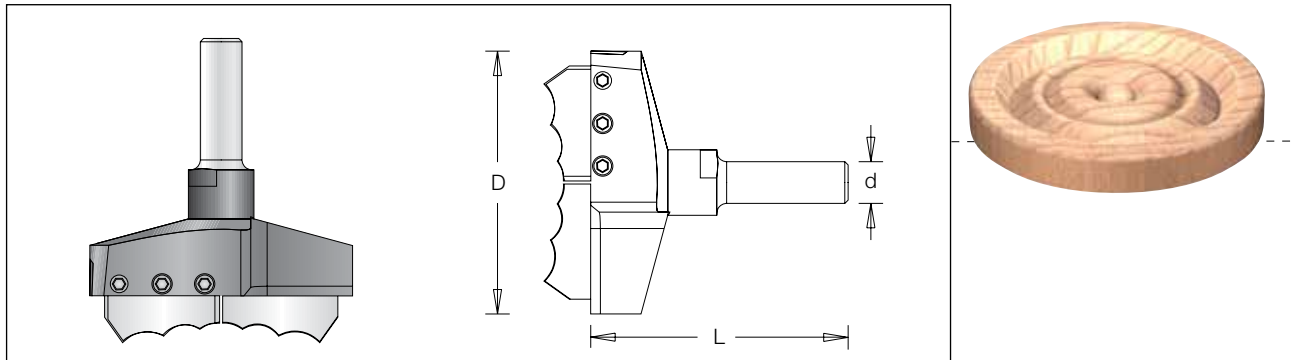


Counter Sinking & Plug maker



Dirose

## Dirose™ Profile for Rosettes.



	øD	Code No.	L	ød
Dirose	79.6	1800019	81	12

Spare Parts:



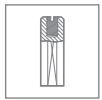
Check that the speed is suitable for the type of wood being worked:

MDF: 3000-6000 RPM

Soft Wood: 3000-6000 RPM

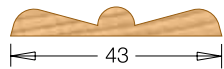
Hard Wood: 1500-2000 RPM

Drills

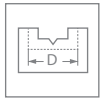
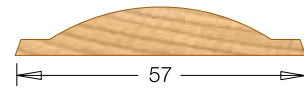


CNC &  
Automatic  
Machines

1800010 \*

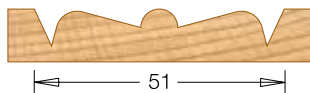


1800040


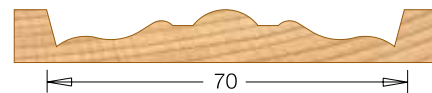


Multi  
Purpose  
Boring

1800010

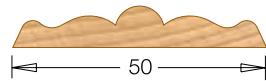


1800050

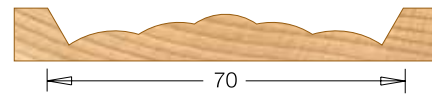


Slot  
Mortising

1800020 \*

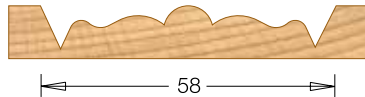


1800060

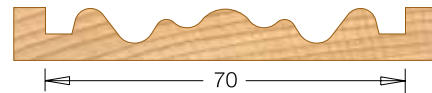


Counter  
Sinking &  
Plug maker

1800020

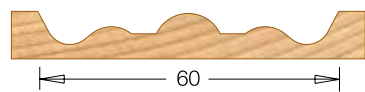


1800070

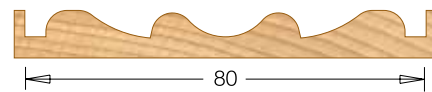


Dirose

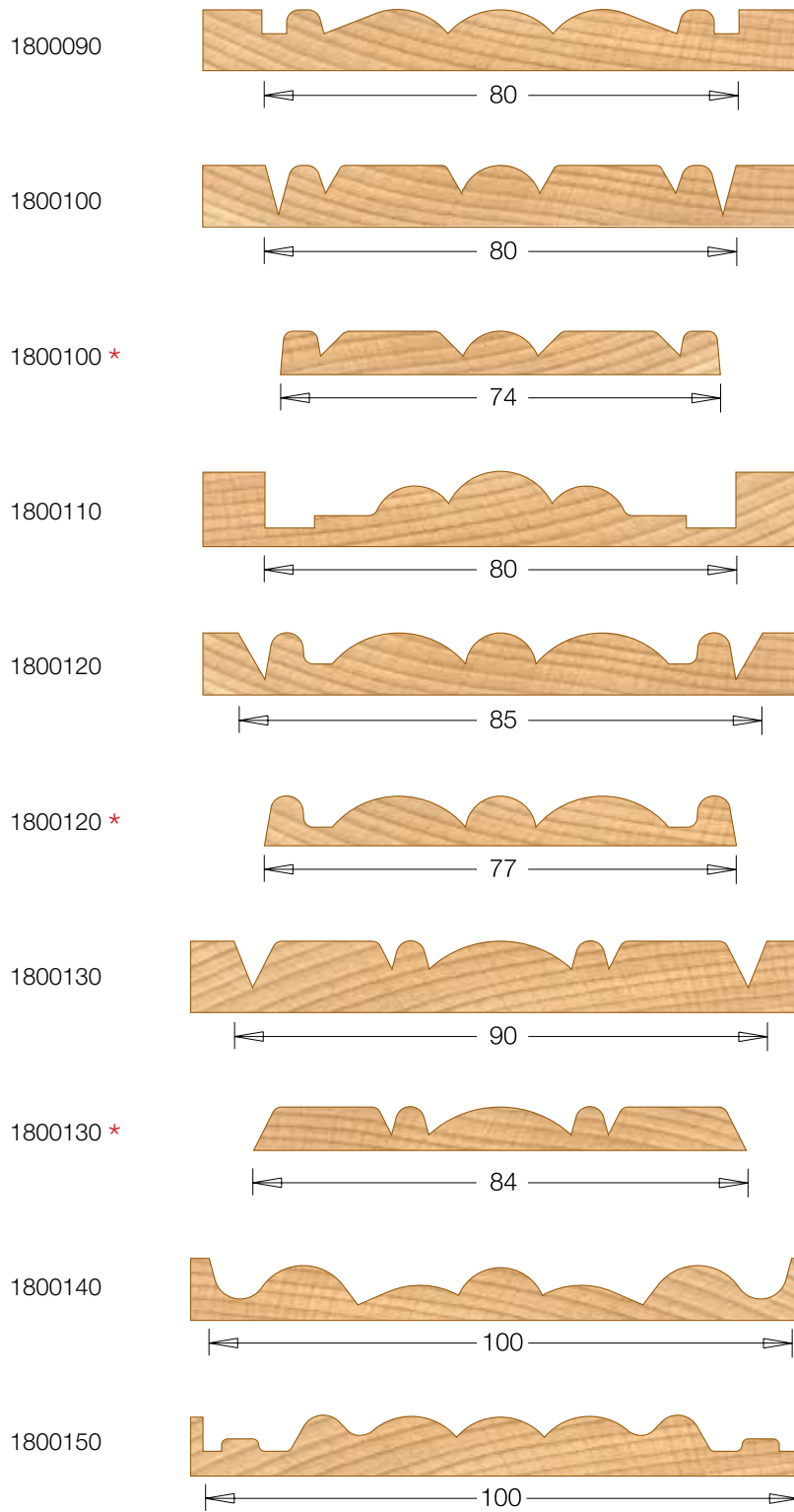
1800030




1800080



⚠ \* With this knife it is possible to execute both a depressed rosette in the wood and a protruding rosette (button) for gluing.



 \* With this knife it is possible to execute both a depressed rosette in the wood and a protruding rosette (button) for gluing.



CNC & Automatic Machines



Multi Purpose Boring



Slot Mortising



Counter Sinking & Plug maker



Dirose

# Router Bits

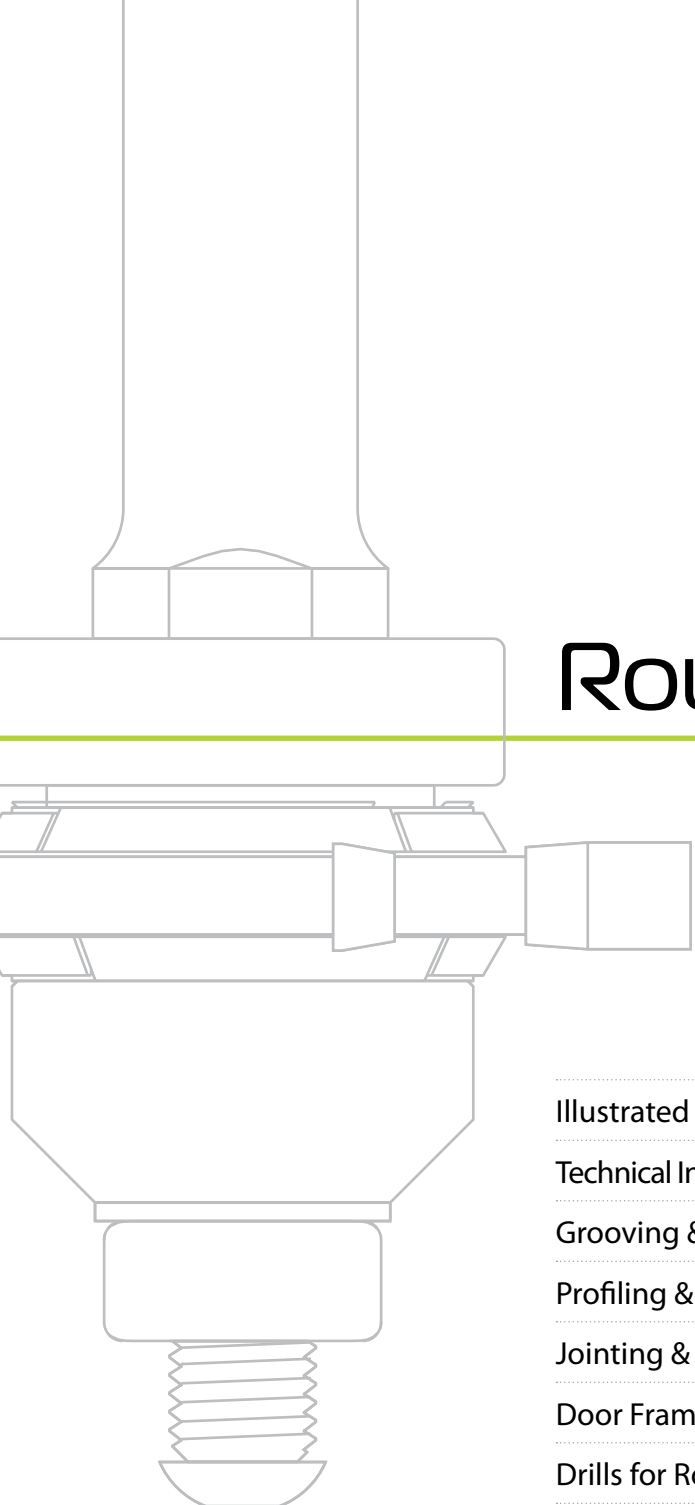


The most comprehensive range of router bits available to the industrial and professional markets.

- Exclusive **Dnamic** grade carbide
- High quality steel alloy
- Unique grinding process enhances precision and quality

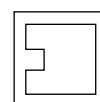
Advanced manufacturing process, using cutting-edge technology in router bit manufacturing for optimal cutting and extended tool life.



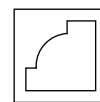


# Routing INDEX

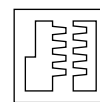
Illustrated Visual Index	224	226
Technical Information	227	
Grooving & Sizing	228	- 250
Profiling & Chamfering	251	- 303
Jointing & Rebating	304	- 310
Door Frame & Panel	311	- 319
Drills for Router	319	
Carving	320	
Ball Bearing Parts	321	- 322



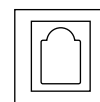
Grooving & Sizing



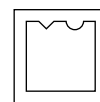
Profiling & Chamfering



Jointing & Rebating



Door Frame & Panel



Carving

# Router Bits

## Index

### Router Bits

#1010	#1010	#1010	#1010	#1011	#E1013	#1019	#1020	#1020	#1020
244	245	243	244	243	245	246	255	254	256

#1030	#1040	#1040	#1041	#1042	#1043	#1052	#1053	#1053	#1050	#1060	#1060	#1062	#1062	#E1063	#1063
247	303	303	250	304	250	248	320	320	249	258	259	260	261	261	320

#1066	#107	#107	#107 DynamicX2	#107	#1075	#107	#1072	#1073	#1073	#1073	#E1073	#1073	#1073	#1073	#1073
267	229	230	228	232	235	234	237	236	239	243	239	238	236	240	242

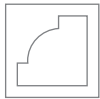
#1019	#1019	#1078	#1080	#1082-3	#1084	#1086	#1086	#1089	#1089	#1089	#1090	#E1093	#1092
246	246	250	307	307	309	308	308	310	310	310	269	273	273

#1092	#E1093	#1100	#1200	#E1123	#1130	#1133	#1140	#1141	#1141	#1144	#E1143
316	256	247	275	274	276	275	300	247	279	301	301

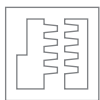
#1143	#1150	#1160	#1170	#1171	#1173	#118	#1190	#1340	#1210	#1220	#1221
302	248	254	262	263	255	253	270,272	278	279	297	296



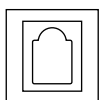
Grooving & Sizing



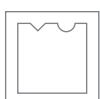
Profiling & Chamfering



Jointing & Rebating



Door Frame & Panel



Carving

#1222	#1224	#1224	#1224	#1229	#1229	#1229	#1230	#1241	#1240	#1242
296	299	299	299	297	298	298	296	282	281	280

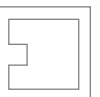
#1243	#1243	#1260	#1243	#1243	#1243	#1240	#1250	#1260	#1270	#1280	#1290	#1291	#1300
281	284	241	285	285	288	282	238	241	262	265	1	1	1

#1210	#1312	#1320	#1330	#1330	#1340	#1350	#1352	#1360	#1363	#1370	#1473	#1373	#E1383
266	266	287	311	311	278	280	266	276	277	267	263	263	278

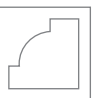
#1380	#1390	#1410	#1420	#1420	#1430	#1430	#1432	#1432	#1434	#1434	#1433	#1433
277	279	255	317	317	316	316	319	319	313	313	314	314

#1440	#1450	#1450	#1450	#1450	#1450	#1450	#1450	#1450	#1450
317	312	312	313	313	312	312	314	314	315

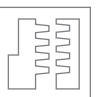
#1450	#1450	#1450	#1450	#1460	#1460	#1460	#1470	#1480	#1490
315	316	316	316	268	268	268	267	286	311



Grooving & Sizing



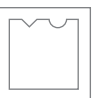
Profiling & Chamfering



Jointing & Rebating



Door Frame & Panel



Carving

# Router Bits

Index


Router Bits

#1490	#1490	#1490	#1490	#1940	#1560	#1560	#1560	#1560	#1560
311	304	305	305	305	278	287	287	288	289

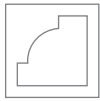
#1560	#1560	#1560	#1560	#1560	#1563	#1563	#1563	#1570	#1580	#1583	#1584	#1620
290	291	291	292	292	288	290	289	279	283	283	284	286

#1622	#1623	#1630	#1630	#1630	#1640	#1650	#1650	#1650	#1650	#1670
286	285	293	293	293	237	291	294	294	295	304

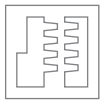
#1681	#1682	#174	#2034	#5588	#808	#106
306	306	242	319	274	251-252	261



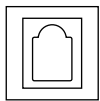
Grooving & Sizing



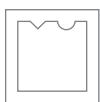
Profiling & Chamfering



Jointing & Rebating



Door Frame & Panel



Carving

### Materials

**High Strength Steel:** Dimar tools are produced from high quality alloy steels. The exact steel type is selected based on application and tool size. Steel bars are provided by leading European suppliers selected to provide optimal performance as well as superior resistance from fatigue and abrasion.

**Special Carbide Grades:** Straight bit tools are produced using our exceptionally hard Dnamic Carbide was developed in-house by Dimar and has become an industry-leading technology.

**Ball Bearing:** The ball bearings used in our tools sealed for dust protection. Bearings are of the highest possible standards to assure long life and smooth operation.



### Production

**Brazing:** Dimar has developed an optimal brazing process designed to provide consistency with an exceptionally tight control over brazing parameters. This control is a crucial requirement for the use of ultra-hard sub-micron carbide grades, such as those used to produce our new **DnamicX2** router bits.

**Grinding:** Another innovation developed in-house by Dimar is 5-axis grinding fully integrated with a digital in-process gauging system. Extreme accuracy is gained as the tool is measured in a single set-up and adjustments are made to reduce dimensional tolerances at the lowest possible level. The result is a bit that leads the industry in performance and longevity.

**Balance:** All large diameter router bits are dynamically balanced according to ISO 1940-1:2003 which specifies the tolerances for balance and verification processes. This procedure ensures the quality and safety of the tool.

### Safety By Design

**EN847 Standard:** Our router bits are produced in compliance with the EN847 standard.

**Chip Limiter:** Router bits larger than 16mm in diameter incorporate a chip limiter which does not exceed 1.1mm. This also prevents tearing of the material being cut and is a safety enhancement for the user. Should these bits be used on a CNC machine they should never exceed a feed rate of 4 m/min.

**R.P.M.:** We clearly define the maximum R.P.M. and all critical dimensions by laser engraving on the shank.

**Tool Clamping:** Every tool is marked for the exact location of chucking in the tool holder.

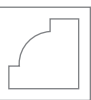


Dimar offers tools with the following shank sizes: 6mm, 8mm, 12mm, 1/4", 1/2".

6mm and 1/4" shanks are 28.6mm in length. 8mm shanks are 32mm long while 12mm and 1/2" shank sizes are 38.1mm length.



Grooving & Sizing



Profiling & Chamfering



Jointing & Rebating



Door Frame & Panel

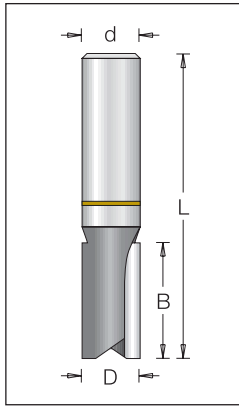


Carving

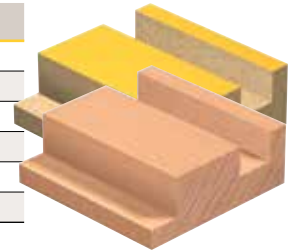
# DnamicX2

**NEW**

The new generation of long lasting straight router bits, specially designed to cut laminated boards, MDF, panels and solid wood.



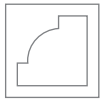
øD	Code No.	B	L	ød
8.0	1074595	25.0	67.0	8
10.0	1074809	30.0	80.0	12
12.0	1074819	25.0	75.0	12
12.0	1074869	30.0	80.0	12
12.0	1074879	38.0	88.0	12
12.0	1074899	48.0	100.0	12



Router Bits



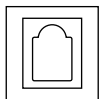
Grooving & Sizing



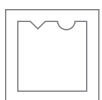
Profiling & Chamfering



Jointing & Rebating



Door Frame & Panel



Carving


Hardened steel body - resistant to corrosion and designed for high working loads.

Unigue identification marker on the shank.

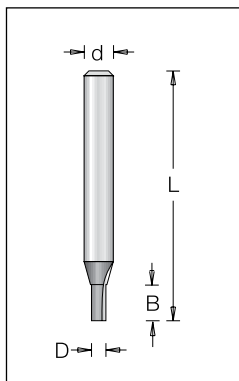
Ultra Submicron Tungsten Carbide Technology - offers exceptional wear resistance.

Mirror face sharpening of the cutting edges - for long lasting performance.

\* Center tip design for easy penetration. #1074899



### Straight Bit - Shank 6mm

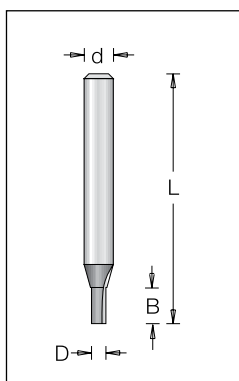


øD	B	Code No.	L	ød
2.4	6.3	1075003*	30.1	6
3.1	11.1	1075013*	50.8	6
4.0	11.1	1075043*	50.8	6
4.7	11.1	1075073*	50.8	6
	15.8	1075063*	55.5	6
5.5	19.0	1075053	50.8	6
	12.7	1075093	50.8	6
	15.8	1075203	47.6	6
6.3	19.0	1075103	50.8	6
	25.4	1075133	57.0	6
	25.4	1075143	73.0	6
	19.0	1075163	50.8	6
7.1	25.4	1075193	57.0	6
	19.0	1075223	50.8	6
8.0	25.4	1075253	57.0	6
	25.4	L1075253 ■	70.0	6
9.5	19.0	1075283	50.8	6
	25.4	1075313	57.0	6
	31.7	1075343 ■	63.5	6
11.0	25.4	1075403	57.0	6
	19.0	1075433	50.8	6
12.7	25.4	1075463	57.0	6
	31.7	1075493	63.5	6
15.8	25.4	1075583 ■	57.0	6
	19.0	1075613	50.8	6
17.5	25.4	1075623 ■	57.0	6
	19.0	1075643	50.8	6
19.0	25.4	1075653	57.0	6
	19.0	1075673	50.8	6
22.2	19.0	1075703	50.8	6
25.4	19.0	1075733	50.8	6

■ Available upon request



### Solid Carbide Straight Bit - Shank 6mm



øD	B	Code No.	L	ød
3	11	SO1070013	60	6
4	11	SO1070043	60	6
5	11	SO1070073	60	6
6	19	SO1070103	60	6



Grooving & Sizing



Profiling & Chamfering



Jointing & Rebating

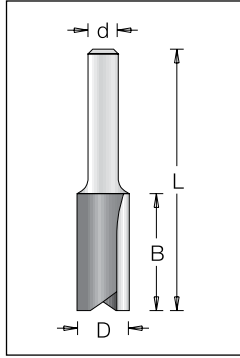


Door Frame & Panel



Carving

### Straight Bit - Shank 6mm




øD	B	Code No.	L	ød
1.3	4.5	1078333* ■	47	6
1.5	4.5	1078343*	47	6
2.0	6.5	1078353*	47	6
2.5	8.0	1070123*	48	6
3.0	8.0	1078013*	41	6
	8.0	1078023*	55	6
	11.0	1070013*	51	6
4.0	11.0	X1070013*	60	6
	11.0	1070043*	51	6
5.0	11.0	1070073*	51	6
	16.0	1070083*	56	6
	16.0	1070113	48	6
6.0	19.0	1070103	51	6
	25.0	1070133	57	6
6.5	25.0	1070173	57	6
7.0	19.0	1070163	51	6
	25.0	1070193	57	6
8.0	19.0	1070223	51	6
	25.0	1070253	57	6
9.0	19.0	1070273	51	6
10.0	19.0	1070283	51	6
	25.0	1070313	57	6
	32.0	1070343	64	6
11.0	25.0	1070403	57	6
12.0	19.0	1070433	51	6
	25.0	1070463	57	6
	32.0	1070493	64	6
13.0	19.0	1070563	51	6
	32.0	1070423 ■	64	6
14.0	19.0	1070583	51	6
14.5	19.0	1070593 ■	51	6
15.0	19.0	1070653	51	6
16.0	19.0	1070673	51	6
	25.0	1070703	57	6
18.0	32.0	1070723	64	6
	19.0	1070793	51	6
18.2	19.0	1070863 ■	51	6
19.0	19.0	1070883 ■	51	6
	25.0	1070893	57	6
20.0	16.0	1070993 ■	48	6
	19.0	1071003	51	6
21.0	19.0	1071083 ■	51	6
22.0	19.0	1071093	51	6
25.0	19.0	1071183	51	6

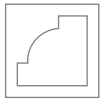


■ Available upon request

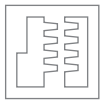
⚠ \* Solid Carbide.



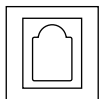
Grooving & Sizing



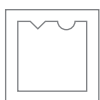
Profiling & Chamfering



Jointing & Rebating



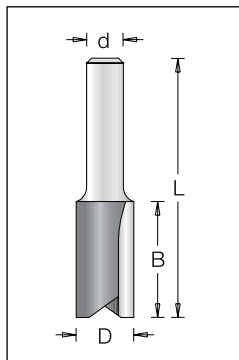
Door Frame & Panel



Carving



### Straight Bit - Shank 8mm

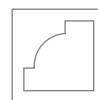


øD	B	Code No.	L	ød
3.0	11	1070015*	51	8
4.0	11	1070045*	51	8
5.0	11	1070075*	51	8
6.0	19	1070105*	57	8
	25	1070135	63	8
7.0	19	1070165	57	8
	19	1070225	57	8
8.0	25	1070255	63	8
	25	L1070255	80	8
	19	1070285	51	8
10.0	25	1070315	57	8
	32	1070345	64	8
	32	L1070345	80	8
11.0	19	1070375	51	8
	25	1070405	57	8
	19	1070435	51	8
12.0	25	1070465	57	8
	32	1070495	64	8
	32	L1070495	80	8
13.0	19	1070565	51	8
	19	1070585	51	8
14.0	19	L1070585	70	8
	25	1070615	57	8
15.0	19	1070655	51	8
	19	1070675	51	8
16.0	25	1070705	57	8
	25	L1070705	85	8
18.0	19	1070795	51	8
	19	L1070795	70	8
19.0	19	1070885	51	8
20.0	19	1071005	51	8
	19	L1071005	70	8
22.0	19	1071095	51	8
	19	L1071095	70	8
24.0	19	1071195	51	8
25.0	19	1071185	51	8
26.0	19	1071315	51	8
28.0	19	1071265	51	8

 \* Solid Carbide.



Grooving & Sizing



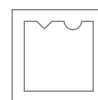
Profiling & Chamfering



Jointing & Rebating

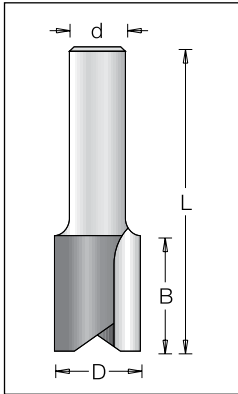


Door Frame & Panel



Carving

### Straight Bit - Shank 12mm



øD	B	Code No.	L	ød
4.0	11	1070049*	63	12
5.0	11	1070079*	60	12
6.0	19	1070109*	64	12
7.0	19	1070169	63	12
8.0	19	1070229	63	12
	25	1070259	69	12
10.0	19	1070289	63	12
	25	1070319	69	12
	32	1070349	76	12
12.0	25	1070469	66	12
	32	1070499	73	12
	38	1070529	79	12
	51	1070559	108	12
13.5	32	1070579	73	12
14.0	25	1070619	66	12
15.0	25	1070649	66	12
	25	1070709	66	12
16.0	32	1070739	73	12
	38	1070769	79	12
16.7	32	1070779	73	12
18.0	32	1070859	73	12
	51	1070829	92	12
19.0	25	1070919	66	12
	38	1070979	79	12
20.0	25	1071039	66	12
	32	1071069	73	12
	51	1070989	92	12
22.0	32	1071159	73	12
	51	1071209 ■	92	12
24.0	19	1071199	60	12
	25	1071219 ■	66	12
25.0	32	1071249	73	12
	38	1071279 ■	79	12
27.0	32	1071289	73	12
28.6	32	1071299	73	12
30.0	25	1071309	66	12
	32	1071339	73	12
35.0	25	1071369	66	12
40.0	25	1071429	66	12
	32	1071459	73	12

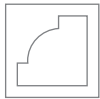


■ Available upon request

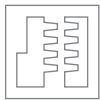
⚠ \* Solid Carbide.



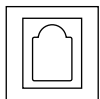
Grooving & Sizing



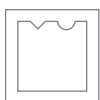
Profiling & Chamfering



Jointing & Rebating

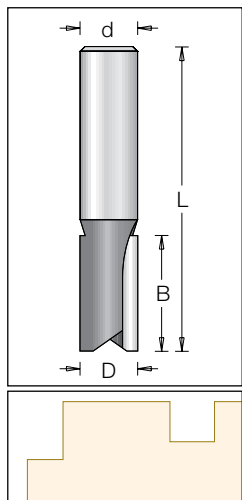


Door Frame & Panel



Carving


### Straight Bit - Shank 12mm



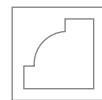
øD	B	Code No.	L	øD	ød			
6.3	12.7	1075099*	57.0	12				
	19.0	1075109*	63.5					
6.3	25.4	1075139	70.0	12				
	19.0	1075229	63.5					
8.0	25.4	1075259	70.0	12				
	25.4	1075259L	70.0					
9.5	19.0	1075289 ■	63.5	12				
	25.4	1075319	70.0					
	25.4	1075319L	70.0					
	31.7	1075349	76.2					
11.1	25.4	1075409	70.0	12				
	25.4	1075469	66.7					
	31.7	1075499	73.0					
	31.7	L1075499 ■	81.0					
12.7	38.0	1075829	79.0	12				
	38.0	1075829L	79.0					
	50.8	1075839	108.0					
	50.8	1075839L	108.0					
	63.5	1075849	114.3					
14.2	25.4	1075529 ■	66.7	12				
	31.7	1075859	73.0					
15.8	25.4	1075589	66.7	12				
	31.7	1075889	73.0					
	38.0	1075919	79.3					
	50.8	1075929	92.0					
17.4	31.7	1075949	73.0	12				
	25.4	1075979	66.7					
	31.7	1076009	73.0					
	31.7	1076009L	73.0					
	38.0	1076039	79.3					
19.0	50.8	1076049	92.0	12				
	50.8	1076049L	92.0					
	19.8	31.7	1075669			73.0	12	
	20.6	31.7	1076099			73.0	12	
22.2	25.4	1076129	66.7	12				
	31.7	1076159	73.0					
25.4	25.4	1076189	66.7	12				
	31.7	1076219	73.0					
	38.0	1076249	79.3					
	50.8	1076259	92.0					
31.7	31.7	1076309	73.0	12				
35.0	25.4	1076339 ■	66.7	12				
	31.7	1076369	73.0					
38.0	31.7	1076379	73.0	12				
42.1	31.7	1076429 ■	73.0	12				
44.4	31.7	1076459	73.0	12				
47.6	31.7	1076489 ■	73.0	12				
50.8	31.7	1076499	73.0	12				

■ Available upon request

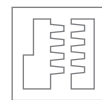
⚠ \* Solid Carbide.  
L- Left Hand Roution



Grooving & Sizing



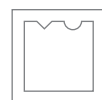
Profiling & Chamfering



Jointing & Rebating

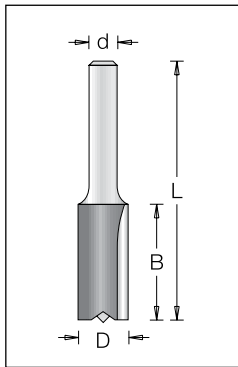


Door Frame & Panel



Carving

### Straight Bit with Center Tip - Shank 6mm

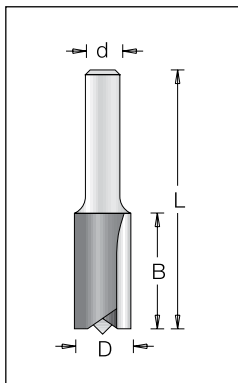


øD	B	Code No.	L	ød
9.5	25.4	1074313	5.07	6
	31.7	1074343	63.5	6
12.7	19	1074433	50.8	6
	25.4	1074453 ■	66.0	6
22.2	19	1074703	50.8	6
25.4	19	1074733	50.8	6

■ Available upon request



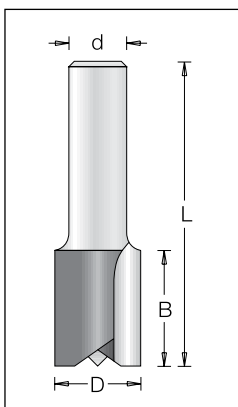
### Straight Bit with Center Tip - Shank 8mm




øD	B	Code No.	L	ød
8	19	1077225	57	8
10	19	1077285	51	8
	19	1077435	51	8
12	25	1077465	57	8
	32	1077495	63	8
16	19	1077675	51	8
	25	1077705	57	8
18	19	1077795	51	8
20	19	1077005	51	8



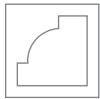
### Straight Bit with Center Tip - Shank 12mm



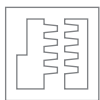
øD	B	Code No.	L	ød
8	19	1077229	63	12
10	19	1077289	63	12
	25	1077469	67	12
12	38	1077529	79	12
	51	1077559	108	12
14	25	1077619	67	12
15	25	1077649	67	12
	19	1077679	61	12
16	25	1077709	67	12
	38	1077769	79	12
17	25	1077789	65	12
18	25	1077849	67	12
19	25	1077899	67	12
20	25	1077039	67	12



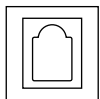
Grooving & Sizing



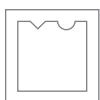
Profiling & Chamfering



Jointing & Rebating

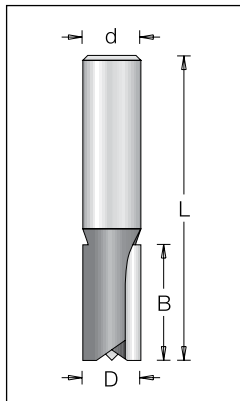


Door Frame & Panel



Carving

### Straight Bit with Center Tip - Shank 12mm

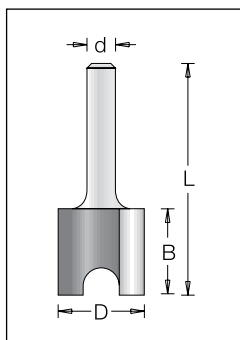


$\varnothing D$	B	Code No.	L	$\varnothing d$
9.5	31.7	1074349	76.2	12
	25.4	1074469	66.7	12
12.7	31.7	1074499	73.0	12
	38.0	1074829	79.3	12
	50.8	1074839	108.0	12
16	31.8	1074889	73.0	12
	50.8	1074929	95.0	12
16.9	25.0	1074569 ■	66.0	12
19	25.4	1074659	67.0	12
22.2	31.8	1074159	73.0	12
25.4	25.4	1074189	67.0	12
41.3	25.4	1077399	67.0	12
44.5	31.8	1077459	73.0	12
47.6	31.8	1077489 ■	73.0	12

■ Available upon request




### Hinge Mortising Bit

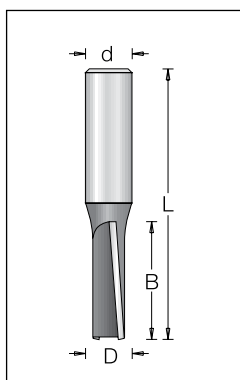


$\varnothing D$	B	Code No.	L	$\varnothing d$
12.7	19.1	1110013	51	6
15.9	19.1	1110043	51	6
19.1	19.1	1110073	51	6
	19.1	1110075	51	8
31.8	19.1	1110129	58	12
	31.8	1110139 ■	73	12


■ Available upon request



### Straight Bit - Down Shear Angle



$\varnothing D$	B	Code No.	L	$\varnothing d$
9.5	25.4	1075313S	54.0	6
	25.4	1075319S	70.0	12
	31.8	1075499S	73.0	12
12.7	38.0	1075829S	79.0	12
	50.8	1075839S	107.5	12



Grooving & Sizing



Profiling & Chamfering



Jointing & Rebating

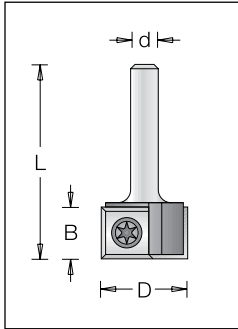


Door Frame & Panel



Carving

### Flush Trimming Bit



øD	B	Code No.	L	ød
18	12	1073015	44	8
20	12	1073023	44	6
	12	1073025	45	8
22	12	1073033 ■	44	6
	12	1073039 ■	50	12

■ Available upon request

Spare Parts:



T.C. Blade  
#310 121 2  
12x12x1.5



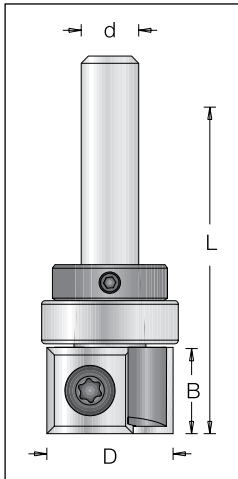
Torx screw  
#193 148 2  
M4x5.6



Torx key  
#194 101 5  
T15



### Straight Bit - Template Profile



øD	Code No.	B	L	ød
19	1073415	12	52.5	8
19	1073915	20	61.5	8
19	1073835	30	71.0	8

Spare Parts:



B=12 T.C. Blade  
#310 121 2  
12x12x1.5



D.Ball Bearing  
#191 025 0  
19x6x8



Torx screw  
#193 148 0  
M4x5.6



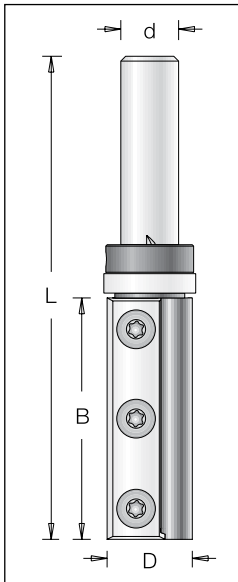
Torx key  
#194 101 5  
T15

B=20 #310 722 0  
19.6x12x1.5

B=30 #310 723 0  
29.5x12x1.5



### Straight Bit - Template Profile



øD	B	Code No.	L	ød
19	50	1073899	101.6	12

Spare Parts:



T.C. Blade  
#310 735 0  
50x12x1.7



Ball Bearing  
#191 020 0  
19x12.7x4



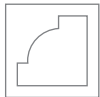
Torx screw  
#193 148 2  
M4x5.6



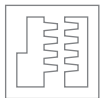
Torx key  
#194 101 5  
T15



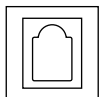
Grooving & Sizing



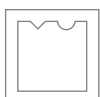
Profiling & Chamfering



Joining & Rebating

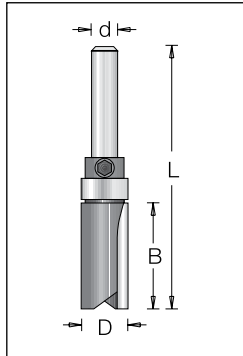



Door Frame & Panel



Carving

### Straight Bit - Template Profile



øD	B	Code No.	L	ød	
6.3	12.7	1072403	51	6.0	A
12.7	25.4	1072463	63	6.0	A
12.7	32.0	1072483	69	6.0	A
15.9	25.4	1072583	63	6.0	B
19.1	25.4	1072663	63	6.0	C
19.1	25.4	1072979	77	12.0	D
19.1	50.8	1072049	92	12.0	D
25.4	44.5	1072229	95	12.0	G
26.0	25.4	1072746	73	9.5	E
28.6	38.1	1072399	92	12.0	F
31.8	44.5	1072379	98	12.0	H



Spare Parts:



A.Ball Bearing  
#191 003 0  
6.35x12.7 x4.76



B.Ball Bearing  
#191 005 0  
6.35x16x5.0



C.Ball Bearing  
#191 014 0  
6.35x19x7.14



D.Ball Bearing  
#191 020 0  
12.7x19x4

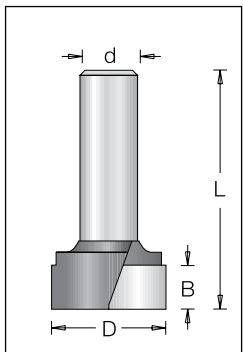
E.Ball Bearing  
#191 017 0  
10x26x8

F.Ball Bearing  
#191 018 0  
12.7x28.6x8

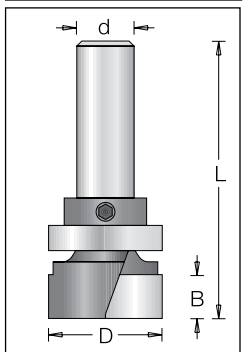
G.Ball Bearing  
#191 921 0  
15x25.4x6


H.Ball Bearing  
#191 922 0  
15x31.8 x8.5


### Bottom Cleaning Bit



øD	B	Code No.	L	ød
19.1	11.1	1640073	57.0	6
	11.1	1640079	63.5	12
25.4	11.1	1640149	64.0	12
38.1	16.0	1640189	69.0	12



øD	B	Code No.	L	ød	
19.1	11.1	1642073	57.0	6	A
	11.1	1642079	63.5	12	B
25.4	11.1	1642149	64.0	12	C
38.1	16.0	1642189	69.0	12	D



Spare Parts:



A.Ball Bearing  
#191 014 0  
19x6.3x7



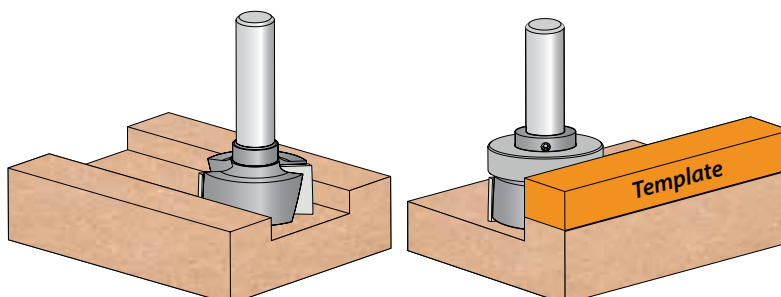
B.Ball Bearing  
#191 020 0  
19x12.7x4



C.Ball Bearing  
#191 921 0  
15x25.4x6



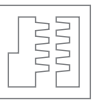
D.Ball Bearing  
#191 922 1  
15x38.1x9



Grooving & Sizing



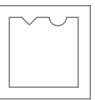
Profiling & Chamfering



Jointing & Rebating

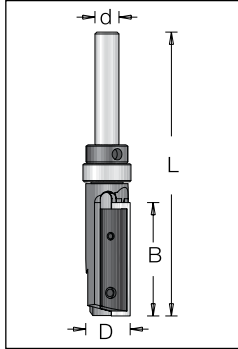


Door Frame & Panel



Carving

### Straight Bit - Template Profile



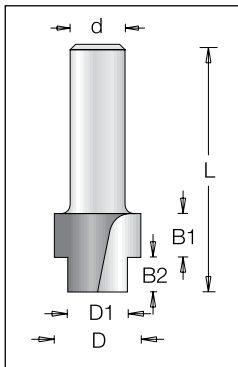
øD	Code No.	B	L	ød
12.7	1073633	30	80	6
19.0	1073599	30	81	12



Spare Parts:

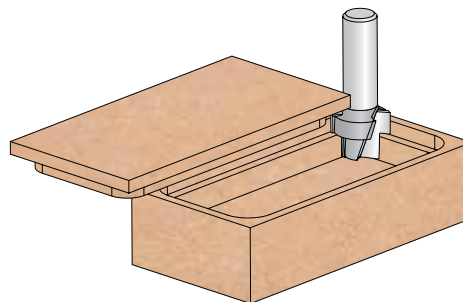
D=12.7	T.C. Blade	T.C. Blade	Wedge	D.Ball Bearing	Torx screw	Torx screw	Torx key	Allen key
#310 751 2	#310 751 4	#199 213 4	#191 003 0	#193 404 4	#193 400 0	#194 110 0	#194 008 1	
12x7.5x1.5	30x5.5x1.1	L=27	12.7x6.35x4.7	M2x4	M3x4	T9	S1.5	
D=19	#310 121 2	#310 751 4	#199 089 0	#191 020 0	#193 404 0	#194 101 5		
	12x12x1.5	30x5.5x1.1	L=30	19.12.7x4	M3.5x6	T15		

### Stepped Rebate Bit

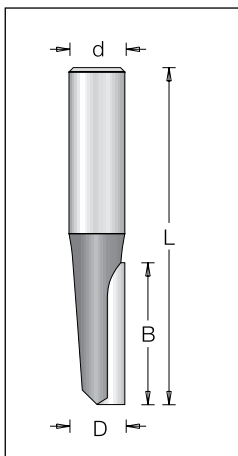


øD	øD1	Code No.	B1	B2	L	ød
19	9.5	1141083	12.7	6.3	47.6	6
19	12.7	1141093	9.5	6.3	50.8	6
22	14.0	1141109	■ 8.0	9.5	57.0	12

■ Available upon request




### Straight Bit - Single Tooth

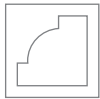


øD	B	Code No.	L	ød
3.0	11.1	1250023*	51.0	6
3.2	11.1	1250013*	51.0	6
4.0	11.1	1250043*	51.0	6
4.8	11.1	1250073*	51.0	6
6.3	12.7	1250103	51.0	6
	19.1	1250133	51.0	6
	25.4	1250163	57.0	6
6.3	19.1	1250139	65.0	12
	25.4	1250169	■ 68.5	12
7.9	19.1	1250199	63.5	12
	25.4	1250239	71.5	12
9.5	25.4	1250229	70.0	12
	31.8	1250259	■ 76.0	12
	25.4	1250289	■ 63.5	12
12.7	31.8	1250319	73.0	12
	38.1	1250349	■ 79.0	12
	50.8	1250359	108.0	12

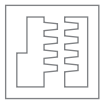
■ Available upon request



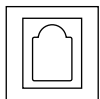
Grooving & Sizing



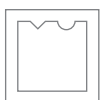
Profiling & Chamfering



Jointing & Rebating



Door Frame & Panel



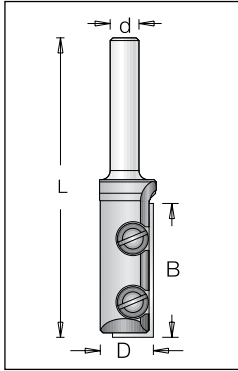
Carving



# Router Bits

## Grooving & Sizing

### Straight Bit



$\varnothing D$	B	Code No.	L	$\varnothing d$
12	29.5	E1073815	66	8



#### Spare Parts:

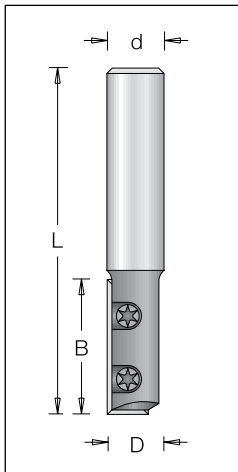


T.C. Blade  
#310 793 0  
29.5x9x1.5



screw  
#193 035 5  
M3x4

### Straight and Plunge Bit



$\varnothing D$	B	Code No.	L	$\varnothing d$
12	30	1073509	77	12
14	30	1073549	77	12
15	30	1073559	77	12



#### Spare Parts:



T.C. Blade  
#310 793 0  
9x30x1.5

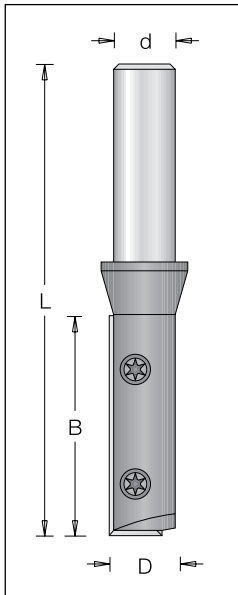


Torx screw  
#193 354 8  
M3.5x4.8



Torx key  
#194 101 5  
T15

### Straight and Plunge Bit



$\varnothing D$	B	Code No.	L	$\varnothing d$
16	50	1073609	107	12
18	50	1073649	107	12
20	50	1073689	107	12



#### Spare Parts:



T.C. Blade  
#310 725 0  
50x12x1.5



Torx screw  
#193 354 8  
M3.5x4.8



Torx key  
#194 101 5  
T15



Grooving & Sizing



Profiling & Chamfering



Jointing & Rebating

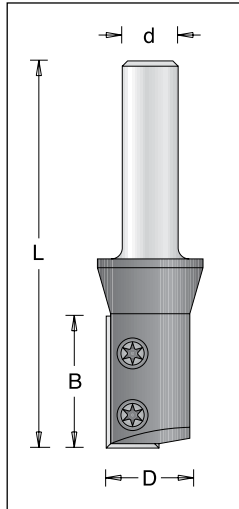


Door Frame & Panel



Carving

### Straight and Plunge Bit



øD	B	Code No.	L	ød
16.0	30	1073589	88	12
18.0	30	1073629	88	12
20.0	30	1073669 ■	88	12
22.0	30	1073709	88	12
15.9	30	1073829	88	12

■ Available upon request

#### Spare Parts:



T.C. Blade  
#310 723 0  
30x12x1.5



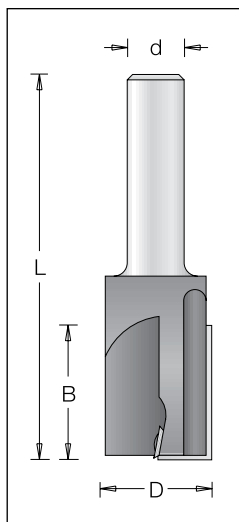
Torx screw  
#193 354 8  
M3.5x4.8



Torx key  
#194 101 5  
T15



### Straight and Plunge Bit



øD	B	Code No.	L	ød
25	30	1073789	86	12

#### Spare Parts:



T.C. Blade  
#310 723 0  
30x12x1.5



T.C. Blade  
#310 751 2  
7.5x12x1.5




Torx screw  
#193 354 8  
M3.5x4.8



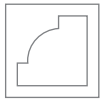
Torx screw  
#193 148 2  
M4x5.6



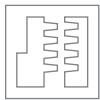
Torx key  
#194 101 5  
T15



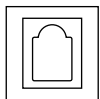
Grooving  
& Sizing



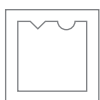
Profiling &  
Chamfering



Jointing &  
Rebating

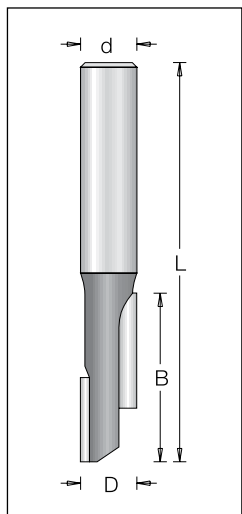


Door Frame  
& Panel

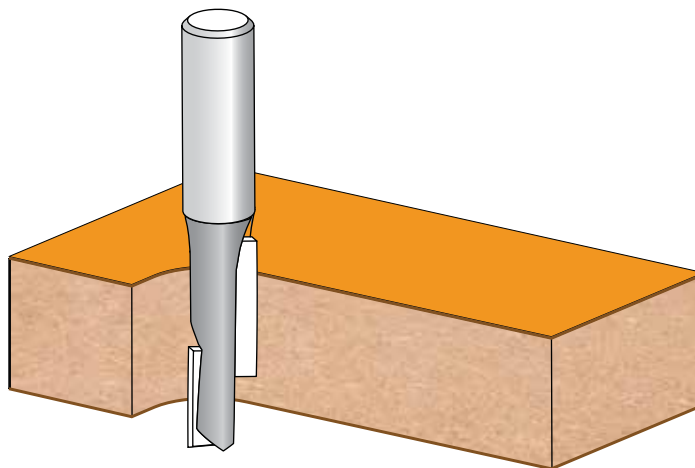


Carving

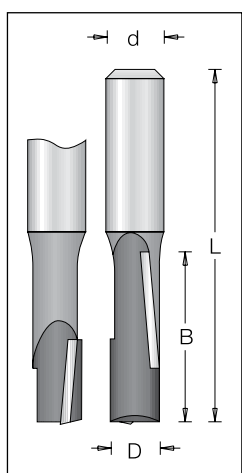
### Staggered Straight Bit




$\varnothing D$	B	Code No.	L	$\varnothing d$
12.7	38.1	1260109	79.4	12
	54	1260149	108	12
16	51	1260239	103	12



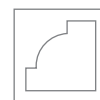
### Staggered Straight Shear Bit



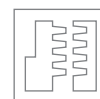
$\varnothing D$	B	Code No.	L	$\varnothing d$
12.7	38.1	1260109s	79	12
	54	1260149s	108	12



Grooving & Sizing



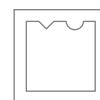
Profiling & Chamfering



Jointing & Rebating

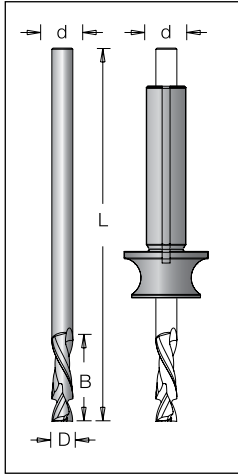


Door Frame & Panel




Carving

### Solid Carbide Up & Down Spiral Bit




øD	B	Code No.	L	ød
3.2	21	174107Z	63.5	3.2

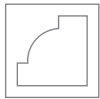


### Reduction Bushing

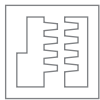
Set No.	Code No.	ød
1749 12 3	Reduction Bushing 3.2-6	1927123
	2 Routers	174107Z
1749 12 4	Reduction Bushing 3.2-6.35	1927124
	2 Routers	174107Z
1749 12 5	Reduction Bushing 3.2-8	1927125
	2 Routers	174107Z



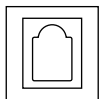
Grooving & Sizing



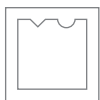
Profiling & Chamfering



Jointing & Rebating

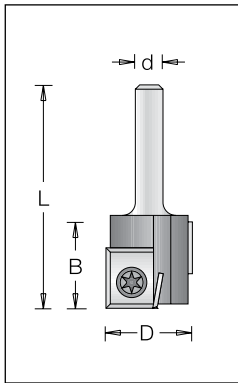


Door Frame & Panel



Carving

### Staggered Straight & Plunge Bit



øD	B	Code No.	L	ød
18	20	1073063	52	6
	20	1073065	52	8
	20	1073069	60	12
20	20	1073073	52	6
	20	1073075	52	8
	20	1073083	52	6
22	20	1073085	52	8
	20	1073089	60	12



■ Available upon request

⚠ The plunge teeth is brazed

Spare Parts:



T.C. Blade  
#310 121 2  
12x12x1.5

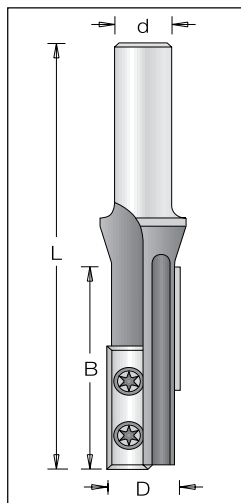


Torx screw  
#193 148 2  
M4x5.6



Torx key  
#194 101 5  
T15

### Staggered Straight Bit



øD	B	Code No.	L	ød
16	50	1073149*	107	12
18	50	1073189	107	12
20	50	1073229	107	12



Spare Parts:



T.C. Blade \*  
310 793 0  
30x9x1.5



Torx screw \*  
193 354 8  
M3.5x4.8



T.C. Blade  
310 723 0  
30x12x1.5

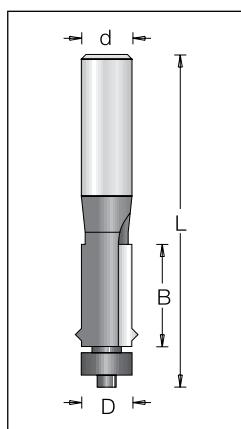


Torx screw  
193 148 2  
M4xS6



Torx key  
194 101 5  
T15

### Flush Trimmer - V Groove Bit



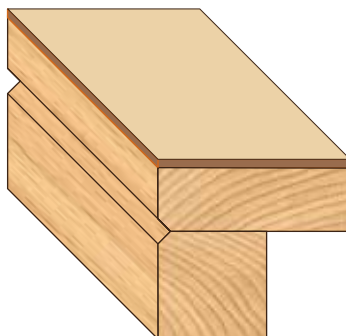
øD	B	Code No.	Flutes	L	ød
12.7	25.4	1010113	2	67	6
	25.4	1010119	2	83	12



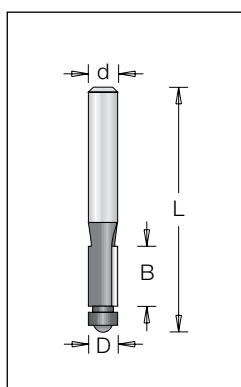
Spare Parts:



Ball Bearing  
#191 007 0  
4.7x12.7x5



### Flush Trimmer Bit



øD	B	Code No.	Flutes	L	ød
6.35	12.7	1011013	2	52	6
	25.4	1011003	2	65	6



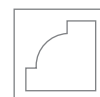
Spare Parts:



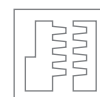
A. Ball Bearing  
#191 002 0  
3.17x6.35x2.8



Grooving & Sizing



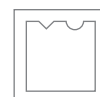
Profiling & Chamfering



Jointing & Rebating

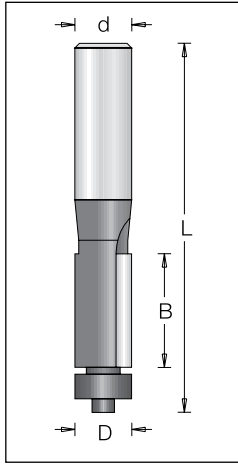



Door Frame & Panel



Carving

### Flush Trimmer Bit



	øD	B	Code No.	Teeth	L	ød	
9.5	12.7	1010013	2	56	6.0	A	
	12.7	1010015	2	59	8.0	A	
	25.4	1010043	2	69	6.0	A	
	25.4	1010045	2	72	8.0	A	
12.7	6.3	1010473	■	2	53	6.0	B
	6.3	1010475	2	53	8.0	B	
	12.7	1010073	2	56	6.0	B	
	12.7	1010075	2	60	8.0	B	
	25.4	1010103	2	67	6.0	B	
	25.4	1010105	2	71	8.0	B	
	25.4	1010106	2	74	9.5	B	
	12.7	1010079	2	71	12.0	B	
19.1	25.4	1010109	2	84	12.0	B	
	38.1	1010169	2	99	12.0	B	
	51.0	1010199	2	108	12.0	B	
	25.4	1014179	2	83	12.0	C	
	12.7	1010223	3	56	6.0	B	
	25.4	1010253	3	67	6.0	B	
	12.7	1010229	■	3	71	12.0	B
	25.4	1010259	3	84	12.0	B	
	38.1	1010289	3	100	12.0	B	



■ Available upon request

#### Spare Parts:



A. Ball Bearing  
#191 004 0  
9.5x4.7x3.1

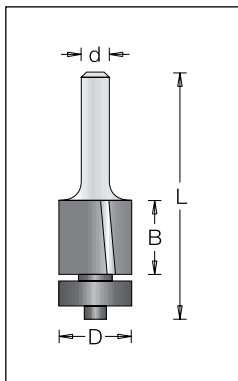



B. Ball Bearing  
#191 007 0  
12.7x4.7x5




C. Ball Bearing  
#191 014 0  
19x6.3x7

### Flush Trimmer Bit - Shear Angle



	øD	B	Code No.		L	ød	
16.0	16.0	1010133	Down cut	56.0	6	A	
	16.0	1010135	Down cut	60.0	8	A	
19.1	16.0	1010153	Down cut	61.0	6	B	
	16.0	1010155	Down cut	64.0	8	B	
	25.4	1010185	Down cut	75.0	8	B	
19.1	25.4	1010183	Down cut	72.0	6	B	
	38.1	1013019	Up cut	98.4	12	B	
	50.8	1013029	Up cut	108.0	12	B	




#### Spare Parts:



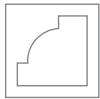
A. Ball Bearing  
#191 010 0  
5x16x5



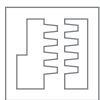
B. Ball Bearing  
#191 014 0  
6.4x19.05x7.1



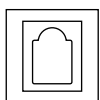
Grooving & Sizing



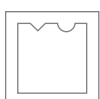
Profiling & Chamfering



Jointing & Rebating

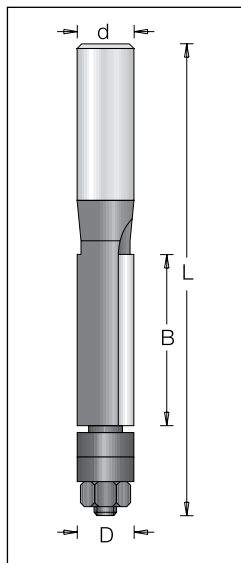


Door Frame & Panel




Carving

### Flush Trimmer Bit - Double Bearing



$\varnothing D$	B	Code No.	Teeth	L	$\varnothing d$
12.7	38.1	1010179	2	103.5	12
	51	1010209	2	116.7	12
12.7	38.1	1010309	3	103.5	12



#### Spare Parts:

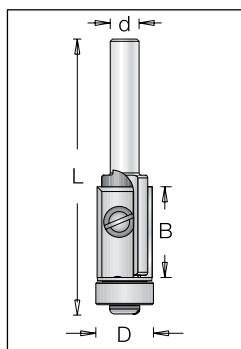


Ball Bearing  
#191 007 0  
4.7x12.7x5




Nut  
#198 001 0  
NC3/16

### Flush Trimming Bit



$\varnothing D$	B	Code No.	L	$\varnothing d$
12.7	20	E1013075	63.5	8



#### Spare Parts:



T.C. Blade  
#310 151 2  
20x9x1.5




Ball Bearing  
#191 007 0  
12.7x4.76



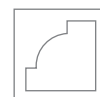
screw  
#193 035 5  
M3x4



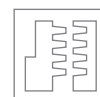
screw  
#193 035 6  
M3x8



Grooving & Sizing



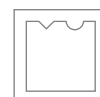
Profiling & Chamfering



Jointing & Rebating

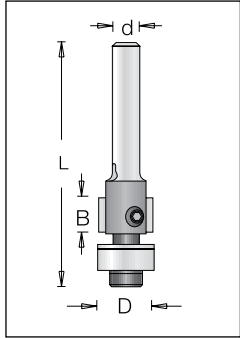


Door Frame & Panel



Carving

### Flush Trimming Bit



øD	B	Code No.	L	ød
12.7	8.5	1019103	57	6



Spare Parts:



T.C. Blade  
#310 150 1  
8.5x5.5x1.1



Ball Bearing  
#191 007 0  
4.7x12.7x5



Allen screw  
#193 036 0  
M3x5

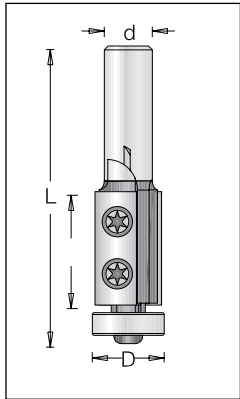


Allen screw  
#193 033 0  
M3x6




Allen key  
#194 102 0  
S1.5

### Flush Trimming Bit



øD	B	Code No.	L	ød
19	12	1019403*	52	6
	12	1019405*	57	8
	30	1019443	70	6
	30	1019445	72	8
	30	1019449	78	12
	50	1019479**	99	12



Spare Parts:



T.C. Blade \*  
#310 121 2  
12x12x1.5



T.C. Blade  
#310 123 0  
30x12x1.5



T.C. Blade \*\*  
#310 735 0  
50x12x1.7



Ball Bearing  
#191 012 0  
19x6x6

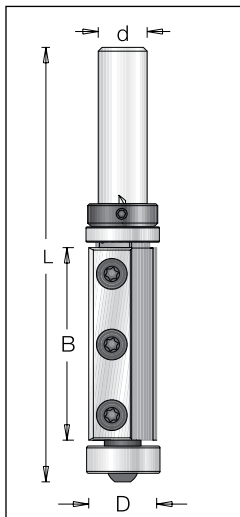


Torx screw  
#193 148 2  
M - 4x5.6




Torx key  
#194 101 5  
T - 15

### Flush Trimming Bit



øD	B	Code No.	L	ød
19	50	1019579	112.8	12



Spare Parts:



T.C. Blade  
#310 735 0  
50x12x1.7



Ball Bearing  
#191 020 0  
19x12.7x4



Ball Bearing  
#191 014 0  
19.5x6.35x7.14



Allen screw  
#193 077 0  
M4x12



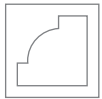
Allen screw  
#193 148 2  
M4x5.6



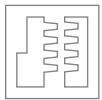
Allen key  
#194 101 5  
T15



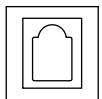
Grooving & Sizing



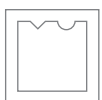
Profiling & Chamfering



Joining & Rebating



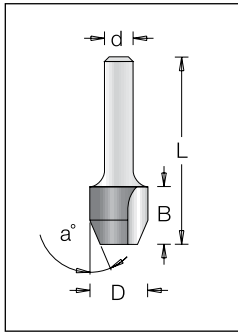
Door Frame & Panel



Carving

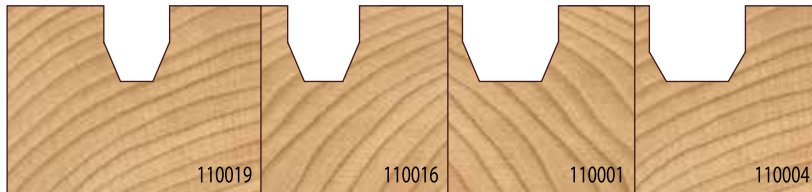


### Combi Trimmer Bit - Flush & Bevel

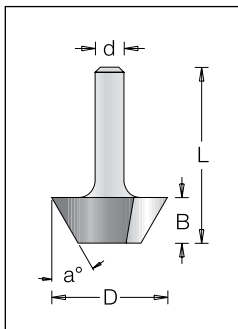


øD	a	B	Code No.	L	ød
8.7	23°	12.7	1100193	41.3	6
9.5	23°	12.7	1100163	41.3	6
12.7	23°	12.7	1100013	41.3	6
	30°	12.7	1100043	41.3	6
	30°	12.7	1100045	44.3	8

■ Available upon request

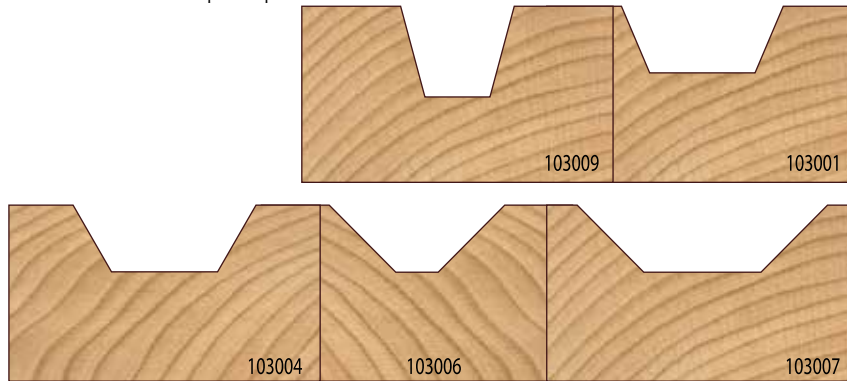



### Bevel Bit

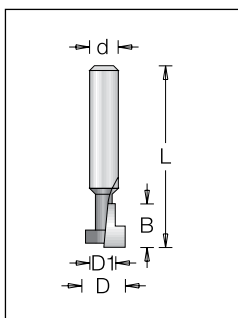


øD	a	B	Code No.	L	ød
12.7	15°	12.7	1030093	51.0	6
22.2	23°	10.0	1030013	38.5	6
	23°	10.0	1030015	42.5	8
25.4	30°	10.0	1030043	38.5	6
	30°	10.0	1030045	42.0	8
24.2	45°	6.3	1030065	38.5	8
34.2	45°	10.0	1030073	38.5	6
	45°	10.0	1030075	42.0	8

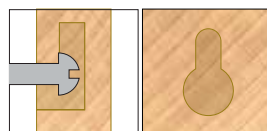
■ Available upon request



### Keyhole Slot Cutter - Single Fluted



øD	øD1	B	Code No.	L	ød
9.7	5	9.5	1141013	40.0	6
	5	9.5	1141015	47.0	8
12.7	8	9.5	1141033	38.1	6
	8	9.5	1141035	38.1	8



Grooving & Sizing



Profiling & Chamfering



Jointing & Rebating

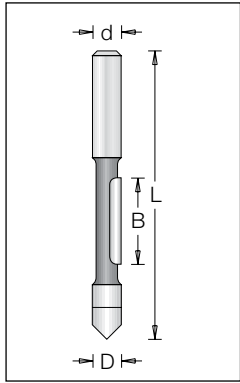


Door Frame & Panel



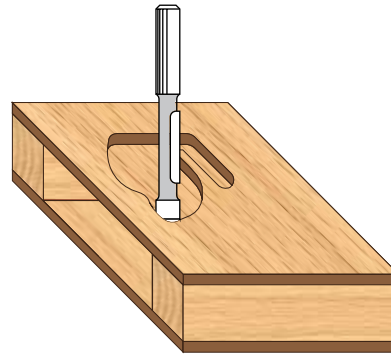
Carving

### Panel Pilot Bit

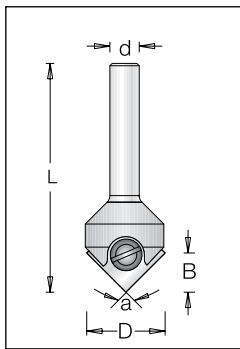


øD	B	Code No.	L	ød
6.3	19.1	1150015*	63.5	6.0
	19.1	1150046*	63.5	8.0
9.5	25.4	1150079*	76.2	9.5
12.7	30.1	1153079**	88.9	12.0

⚠ \* Single Fluted  
\*\* Double Fluted



### V Groove Bit



øD	B	a	Code No.	L	ød
17.6	8.5	90°	E1053505	53	8

#### Spare Parts:



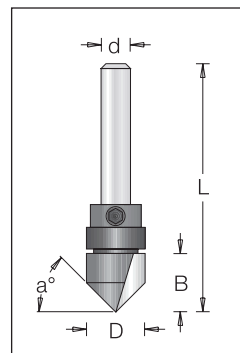
T.C. Blade  
#310 121 2  
12x12x1.5



screw  
#193 035 5  
M3x4



### V Groove Bit

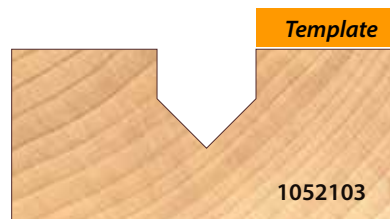


øD	a	B	Code No.	L	ød
12.7	45°	12.7	1052103	52	6

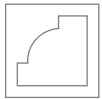
#### Spare Parts:



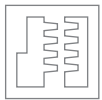
Ball Bearing  
#191 003 0  
12.7x3.6x4.7



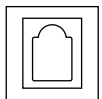
Grooving & Sizing



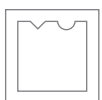
Profiling & Chamfering



Jointing & Rebating



Door Frame & Panel

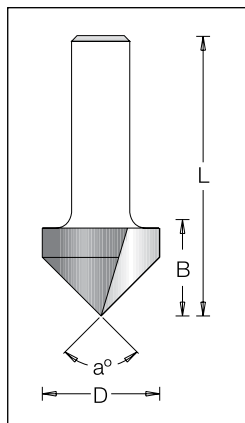


Carving

# Router Bits

## Grooving & Sizing

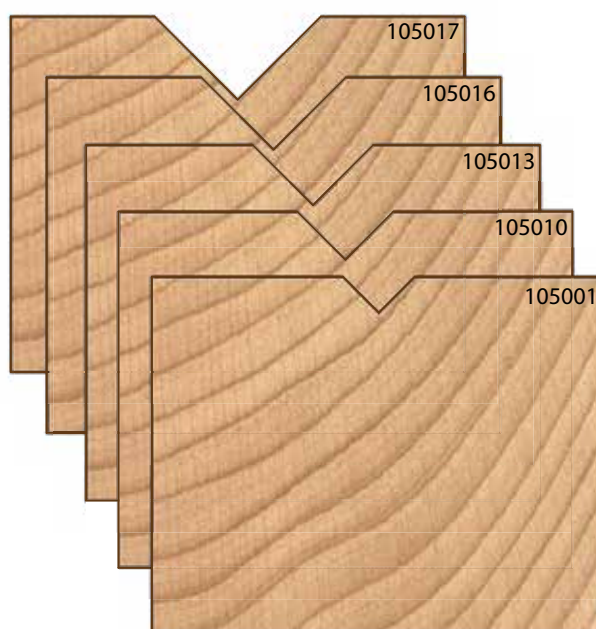
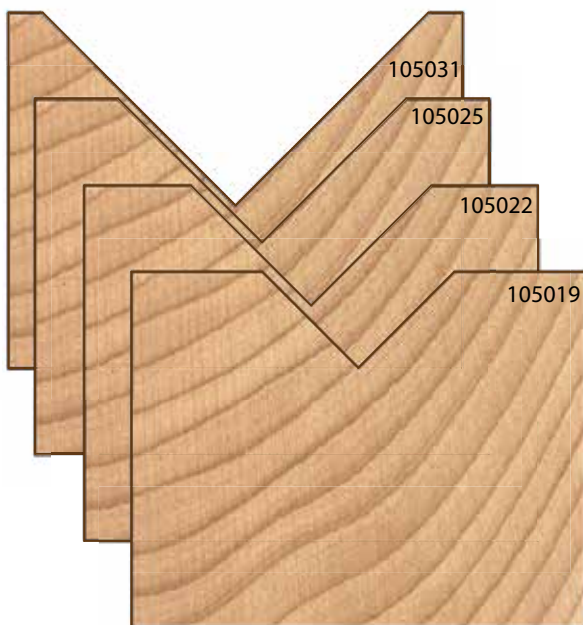
### V Groove Bit



øD	a	B	Code No.	L	ød
9.5	90°	11.0	1050013	42.0	6
	90°	11.0	1050015	45.0	8
12.7	60°	16.0	1050043	44.5	6
	60°	16.0	1050045	47.5	8
	90°	12.7	1050103	41.5	6
16.0	90°	12.7	1050105	44.0	8
	90°	12.7	1050133	41.3	6
19.1	90°	12.7	1050135	45.0	8
	90°	16.0	1050163	45.0	6
22.2	90°	16.0	1050165	48.0	8
	90°	19.1	1050173	48.0	6
25.4	90°	19.1	1050193	48.0	6
	90°	19.1	1050195	51.0	8
9.5	90°	11.0	1050019	52.0	12
12.7	90°	12.7	1050109	55.0	12
16.0	90°	12.7	1050139	51.0	12
19.1	90°	16.0	1050169	54.0	12
25.4	90°	19.1	1050199	57.0	12
31.8	90°	25.4	1050229	63.5	12
38.1	90°	31.8	1050259	70.0	12
51.0	90°	44.5	1050319	83.0	12



Router Bits



Grooving & Sizing



Profiling & Chamfering



Jointing & Rebating

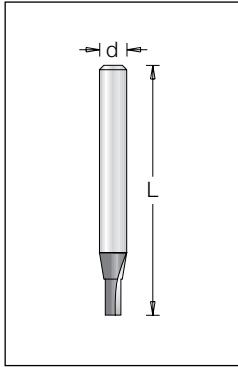


Frame & Panel door



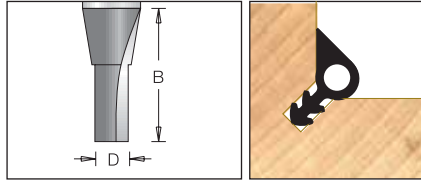
Carving

### Seal Straight Bit

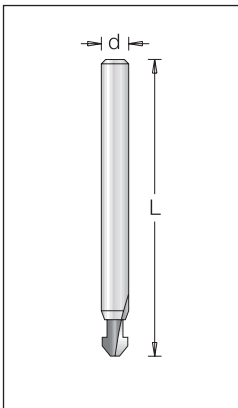


$\varnothing D$	B	Code No.	L	$\varnothing d$
3	8	1078023	55	6
	8	1078025	48	8

**!** Solid Carbide  
6mm Can be supplied with 1/4" shank.

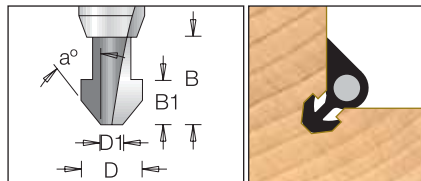


### Seal Profile Bit

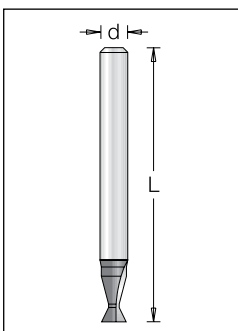


$\varnothing D$	$\varnothing D1$	Code No.	B	B1	a	L	$\varnothing d$
5.5	2	1041013	8	4	38°	65	6

**!** Solid Carbide

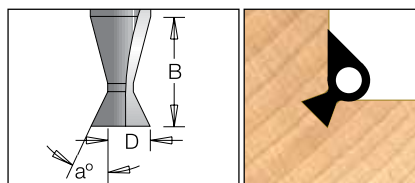


### Dovetail Seal Bit

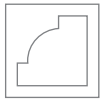


$\varnothing D$	a	B	Code No.	L	$\varnothing d$
5.1	25°	8	1043003	60	6

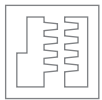
**!** Solid Carbide



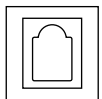
Grooving & Sizing



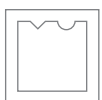
Profiling & Chamfering



Jointing & Rebating

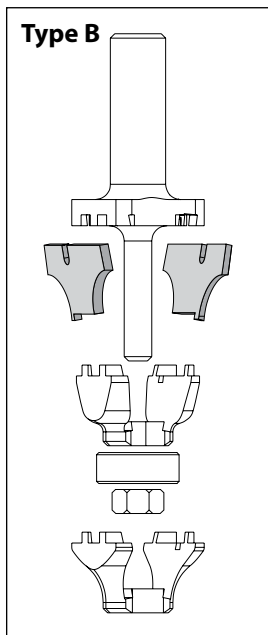
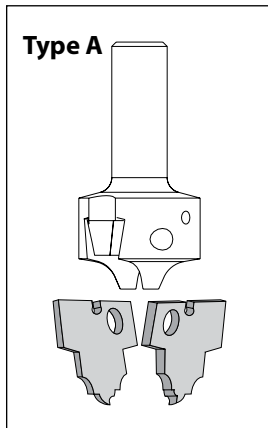


Door Frame & Panel



Carving

### Multi Profile Router



**Multi profile router gives you a wide range of profiling options in a single router bit with replaceable carbide tips.**

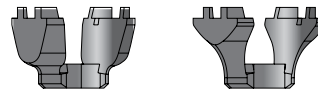
**Durability:** Replaceable blades are harder, stronger, longer lasting and offer better performance with abrasive materials.

**Versatility:** One tool gives you a wide range of profiling options, that can be used with portable or industrial CNC machinery.

**Safety:** Designed for chip limitation with additional protective shield.

**Service-Free:** The tool does not need sharpening, providing consistent profiles with no loss of work time.

Each replaceable carbide tip and its safety shield have identical markings to ensure correct use of shield only with its corresponding carbide tip.



Type	Max. D	Code No.	L	ød
A	38	8081019	75	12
	38	8081015	69	8
	38	8081013	69	6
B	28	8080019	59	12
	28	8080015	53	8
	28	8080013	53	6

### T.C. Blade for Multi Profile Router Type A



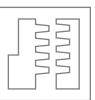
D	Cat No.	R	R1	a
9.5	3510510			45°
12.7	3510505			30°
12.7	3510605	6.35		
25.4	3510610	12.7		
19.1	3513105	4	4	



Grooving & Sizing



Profiling & Chamfering



Jointing & Rebating




Door Frame & Panel




Carving

### T.C. Blade for Multi Profile Router Type B



D	Cat No.	R	R1	a
35	3510905	3.2		
35	3510910	4.8		
35	3510915	6.35		
35	3510920	7.9		
35	3511905	4.8		
35	3511910	6.35		
35	3511915	7.9		
35	3511205	6.35		
38	3511210	7.9		
38	3511215	9.5		
35	3514005	4.8		
36	3513805	4	4.5	
38	3513810	4	4.5	
35	3511305	4	4	
35	3513505	4	4	
38	3513510	4	4	
38	3513405	4	4	
35	3513905	4.8	4.5	
35	3513605	4	4	
38	3513610	4	4	
9.5	3510510			45°
12.7	3510505			30°
12.7	3510605	6.35		
25.4	3510610	12.7		
19.1	3513105	4	4	

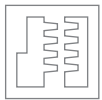
Router Bits



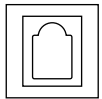
Grooving & Sizing



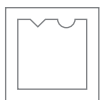
Profiling & Chamfering



Jointing & Rebating

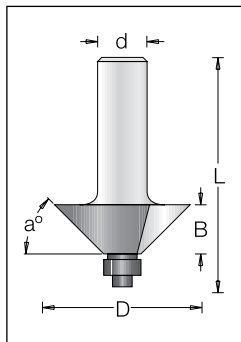



Door Frame & Panel



Carving

### Bevel Bit



$\varnothing D$	a	B	Code No.	L	$\varnothing d$	
31.8	45°	12.7	1180013	51.0	6	A
	45°	12.7	1180015	54.5	8	A
	45°	12.7	1180019	60.0	12	A
50.8	45°	19.1	1180049	69.0	12	B
60.5	45°	25.4	1180079	74.0	12	B
34.9	60°	20.6	1181003	61.0	6	B
	60°	20.6	1181009	71.0	12	B
76.2	45°	25.4	1180099	90.0	12	C



#### Spare Parts:



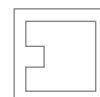
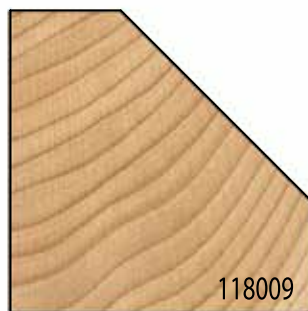
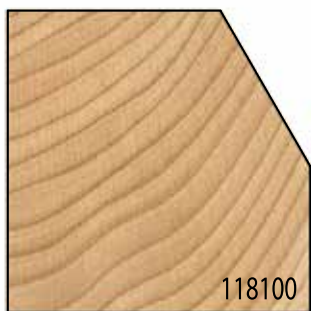
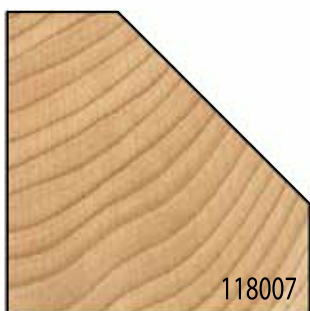
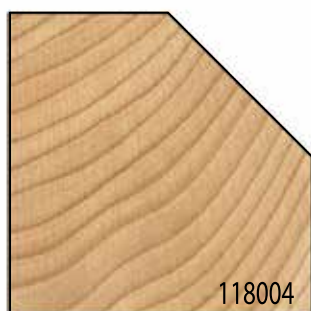
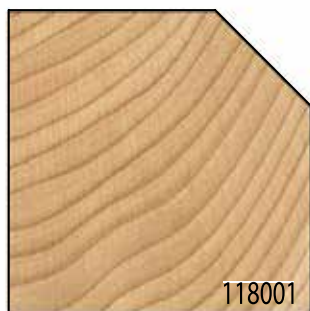
A. Ball Bearing  
#191 001 0  
3/8x1/4x4



B. Ball Bearing  
#191 007 0  
12.7x4.7x5



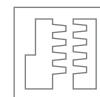
C. Ball Bearing  
#191 972 0  
25.4x6.3x9.1



Grooving & Sizing



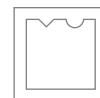
Profiling & Chamfering



Jointing & Rebating

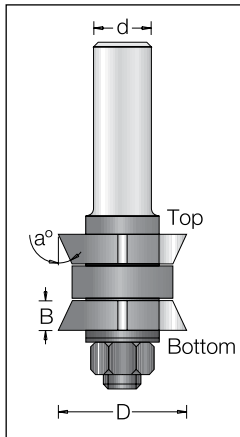


Door Frame & Panel



Carving

### Adjustable Trimmer



øD	a	Code No.	L	ød
22.0	0°	1161019 (1 cutter)	76	12
25.4	15°	1161049 (1 cutter)	76	12
27.0	25°	1161079 (1 cutter)	76	12
34.0	45°	1160219 (2 cutters) *	96	12
	45°	1161209 (1 cutter)	76	12



#### Spare Parts:



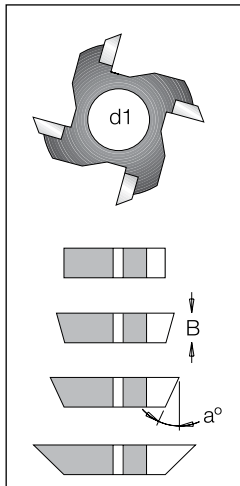
Arbor & Nut  
#190 004 9  
L=76




Arbor & Nut \*  
#190 009 9  
L=96



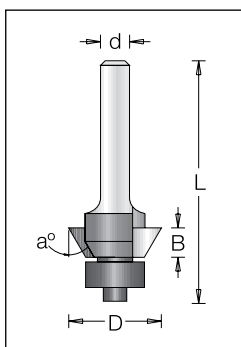
Ball Bearing  
#191 013 0  
8x22x7



øD	a	B	Cutter No.	ød1
22.0	0°	6.5	1160010	7.94
25.4	15°	6.5	1160040	7.94
27.0	25°	6.5	1160070	7.94
34.0	45°	6.5	1160200	7.94
	45°	6.5	1160210	7.94



### Bevel Trimmer Bit




øD	a	B	Code No.	L	ød
15.9	15°	6.3	1020043	53	6
	15°	6.3	1020045	53	8
19.1	25°	6.3	1020073	53	6



#### Spare Parts:



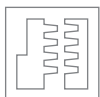
Ball Bearing  
#191 007 0  
12.7x4.7x5



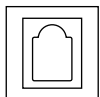
Grooving & Sizing



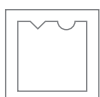
Profiling & Chamfering



Jointing & Rebating



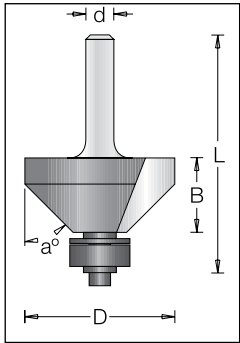
Door Frame & Panel




Carving



### Bevel Trimmer Bit



$\varnothing D$	a	B	Code No.	L	$\varnothing d$	
22.2	45°	6.3	1020103	47.0	6	A
	45°	6.3	1020105	50.0	8	A
24.0	15°	9.5	1020053	53.0	6	A
	15°	9.5	1020055	56.5	8	A
35.0	45°	18.0	1020123	57.0	6	B
	45°	18.0	1020129	67.0	12	B

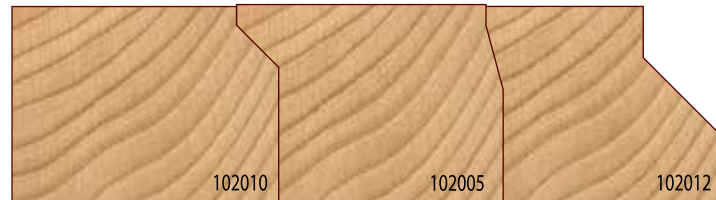
Spare Parts:



A. Ball Bearing  
#191 014 0  
19x6.3x7



B. Ball Bearing  
#191 007 0  
12.7x4.7x5

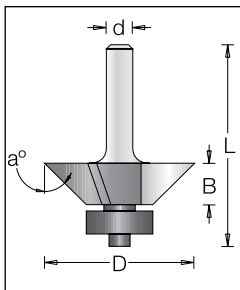


Grooving & Sizing



Profiling & Chamfering

### Bevel Trimmer Bit Three Fluted

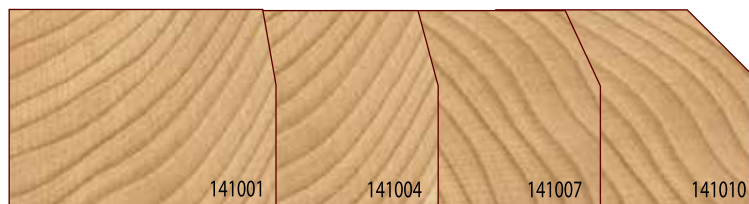


$\varnothing D$	a	B	Code No.	L	$\varnothing d$
17.5	10°	10	1410013	49	6
19	15°	10	1410043	49	6
	15°	10	1410045	53	8
22.2	25°	10	1410073	50	6
	25°	10	1410075	53	8
30	45°	10	1410103	50	6
	45°	10	1410105	53	8

Spare Parts:



Ball Bearing  
#191 010 0  
16x5x5



Jointing & Rebating

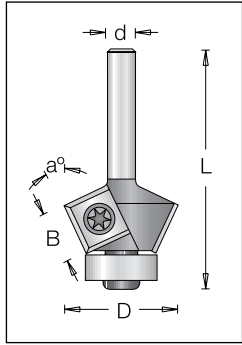


door Frame & Panel



Carving

### Bevel Trimmer Bit



øD	a	B	Code No.	L	ød
20	15°	12	1021523	55	6
	15°	12	1021525	55	8
24	25°	12	1022523	55	6
	25°	12	1022525	55	8
26	30°	12	1023023	54	6



#### Spare Parts:



T.C. Blade  
#310 121 2  
12x12x1.5



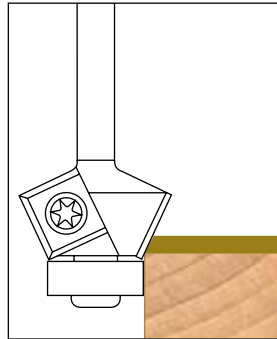
Torx screw  
#193 148 2  
M4x5.6



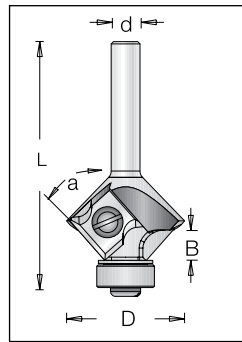
Ball Bearing  
#191 005 0  
16x6.3x4.7



Torx key  
#194 101 5  
T15



### Bevel Trimming Bit



øD	B	a	R	Code No.	L	ød
27.3	5.7	45°	3	E1093215	60.5	8



#### Spare Parts:



T.C. Blade  
#310 932 3  
12x12x1.5




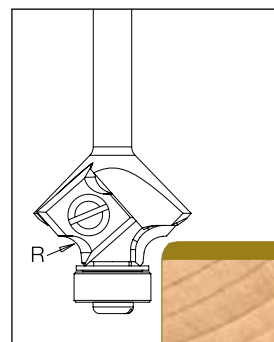
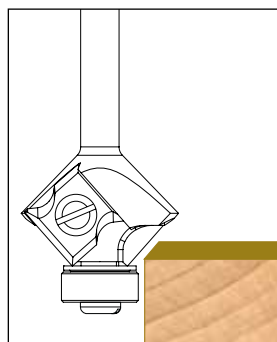
Ball Bearing  
#191 007 0  
4.7x12.7x5



screw  
#193 035 5  
M3x4



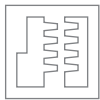
screw  
#193 035 6  
M3x8



Grooving & Sizing



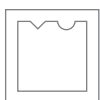
Profiling & Chamfering



Jointing & Rebating

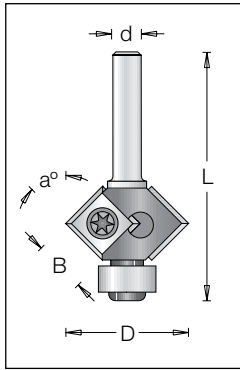


door Frame & Panel



Carving

### Bevel Trimming Bit



∅D	a	B	Code No.	L	∅d
27	45°	12	102452 3	56	6
	45°	12	102452 5	58	8



Spare Parts:



T.C. Blade  
310 121 2  
12x12x1.5



Torx screw  
193 148 2  
M4x5.6

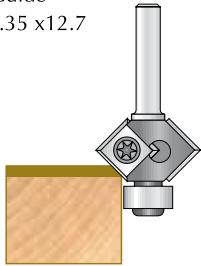


Ball Bearing  
191 003 0  
6.3x12.7x4.7

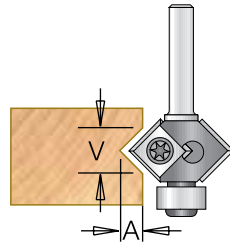


Torx key  
194 101 5  
T15

Chamfering 45°  
With Ball Bearing  
Guide  
6.35 x 12.7

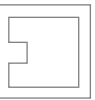
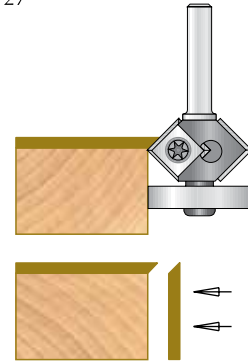


Application "v" groove. By putting different ball bearings, you can adjust the groove depth as follows:  
6.35 x 16  
6.35 x 19



Code No.	Description	A	V
1910030	6.35 x 12.7 x 4.76	7.0mm	14.0mm
1910050	6.35 x 16 x 4.76	5.0mm	10.0mm
1910140	6.35 x 19 x 7	3.2mm	6.4mm
1919370	6.35 x 27 x 5	3.2mm	6.4mm

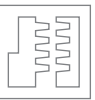
45° miter joint undercutter assembly  
with delrin guide  
6.35 x 27



Grooving & Sizing



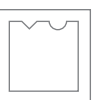
Profiling & Chamfering



Jointing & Rebating

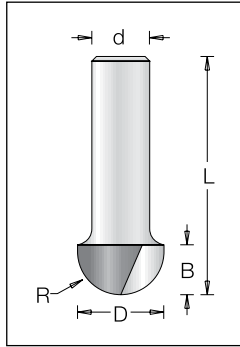


door Frame & Panel


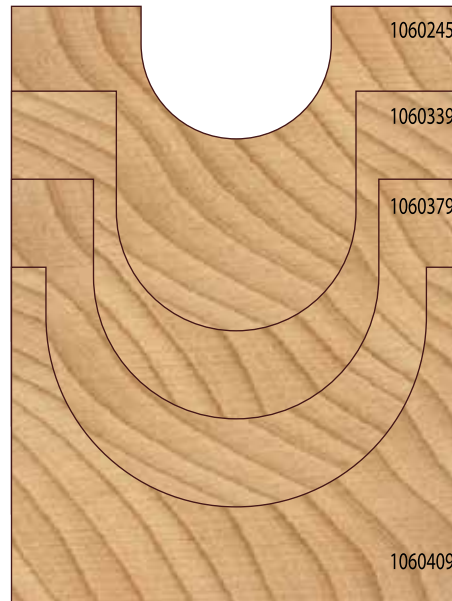
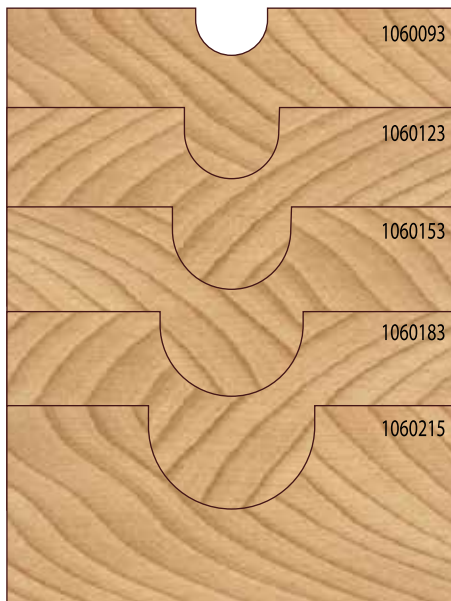


Carving

### Core Box Bit



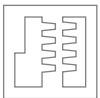
øD	R	B	Code No.	L	ød
9.5	4.8	6.3	1060093	38.0	6
	4.8	6.3	1060095	42.5	8
12.7	6.3	9.5	1060123	38.0	6
	6.3	9.5	1060125	41.5	8
15.9	7.9	11.0	1060153	40.0	6
	7.9	11.0	1060155	43.5	8
19.1	9.5	11.0	1060183	40.0	6
	9.5	11.0	1060185	43.0	8
22.2	11.0	13.8	1060215	46.0	8
	12.7	17.5	1060243	46.5	6
25.4	12.7	17.5	1060245	50.0	8
	9.5	4.8	6.3	1060099	52.0
12.7	6.3	9.5	1060129	55.5	12
15.9	7.9	11.0	1060159	51.0	12
19.1	9.5	11.0	1060189	49.5	12
22.2	11.0	13.8	1060219	52.0	12
25.4	12.7	17.5	1060249	56.0	12
32.0	16.0	32.0	1060339	70.0	12
38.1	19.1	32.0	1060379	70.0	12
50.8	25.4	32.0	1060409	70.0	12



Grooving & Sizing



Profiling & Chamfering



Jointing & Rebating

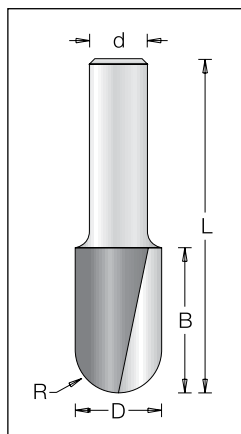


door Frame & Panel




Carving

### Core Box Bit

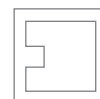
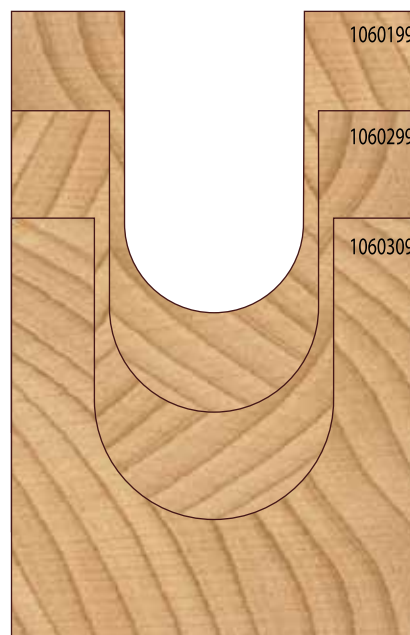
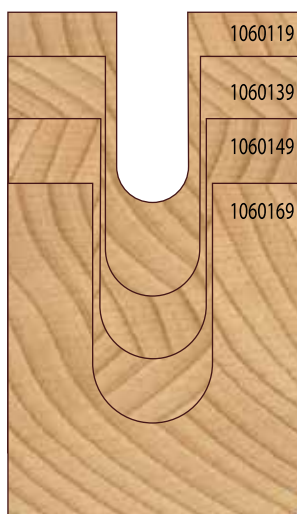
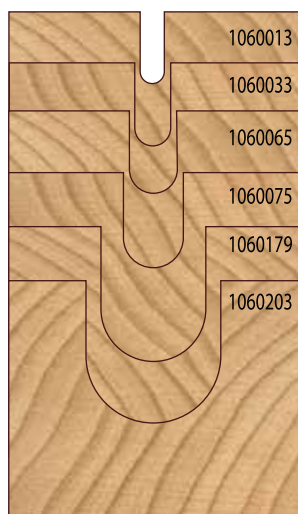


øD	R	B	Code No.	L	ød
3.2	1.6	9.5	1060013*	44.0	6
	1.6	9.5	1060015*	44.0	8
4.8	2.4	11.0	1060033*	47.0	6
	2.4	11.0	1060035*	47.0	8
6.3	3.2	11.0	1060063*	47.0	6
	3.2	11.0	1060065*	47.0	8
8.0	4.0	12.7	1060073	47.0	6
	4.0	12.7	1060075	50.0	8
14.0	7.0	18.0	1060173 ■	46.5	6
	7.0	18.0	1060179	60.0	12
18.0	9.0	19.0	1060203	48.0	6
9.5	4.8	25.4	1060119	70.0	12
12.7	6.3	32.0	1060139	73.0	12
14.2	7.1	32.0	1060149	73.0	12
16.0	8.0	32.0	1060169	70.0	12
19.1	9.5	32.0	1060199	70.0	12
22.2	11.1	32.0	1060299	70.0	12
25.4	12.7	32.0	1060309	70.0	12



■ Available upon request

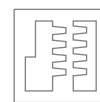
⚠ \* Solid Carbide



Grooving & Sizing



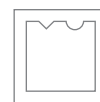
Profiling & Chamfering



Jointing & Rebating

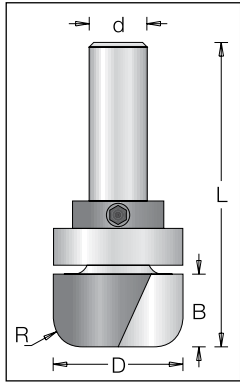


door Frame & Panel



Carving

### Dish Carving Bit



øD	R	B	Code No.	L	ød	
12.7	3.0	12.7	1062623	54	6	A
19.1	6.5	16.0	1062633	60	6	B
	6.5	16.0	1062639	67	12	C
28.6	6.5	16.0	1062699	67	12	D



#### Spare Parts:



A.Ball Bearing  
#191 003 0  
6.35 x 12.7 x 4.76




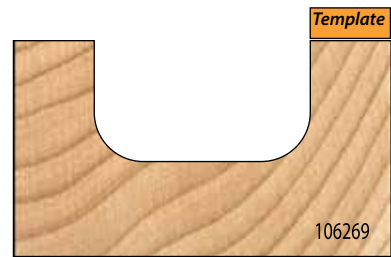
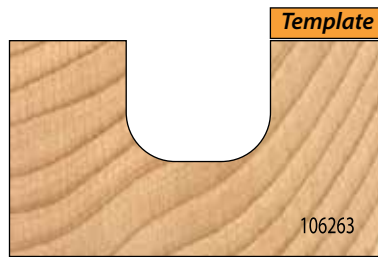
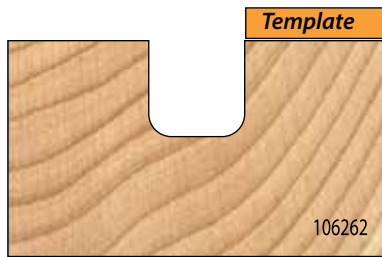
B.Ball Bearing  
#191 014 0  
6.35 x 19 x 7



C.Ball Bearing  
#191 020 0  
12.7 x 19 x 4



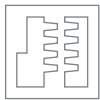
D.Ball Bearing  
#191 018 0  
12.7 x 28.6 x 12



Grooving & Sizing



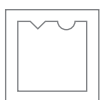
Profiling & Chamfering



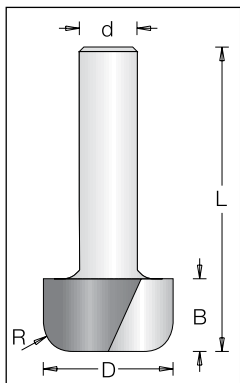
Jointing & Rebating



door Frame & Panel

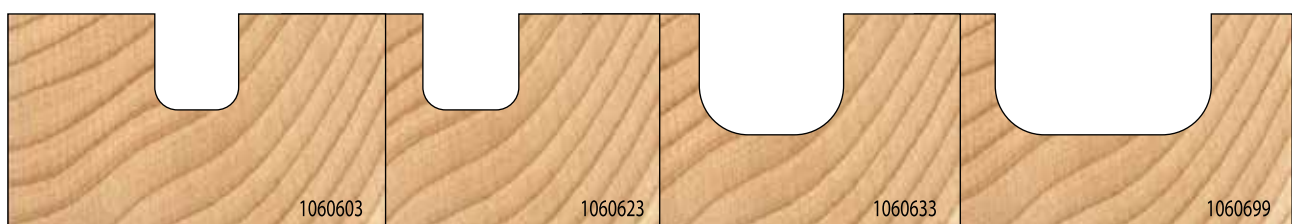


Carving



øD	R	B	Code No.	L	ød
11.0	3.0	12.7	1060603 ■	54	6
12.7	3.0	12.7	1060623	54	6
19.1	6.5	16.0	1060633	60	6
	6.5	16.0	1060639	67	12
28.6	6.5	16.0	1060699	67	12

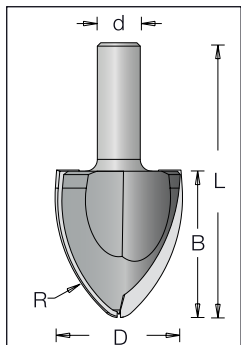
■ Available upon request



# Router Bits

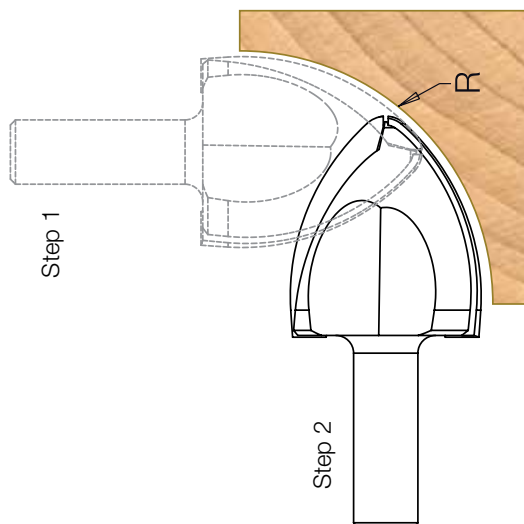
## Profiling & Chamfering

### Large Radius

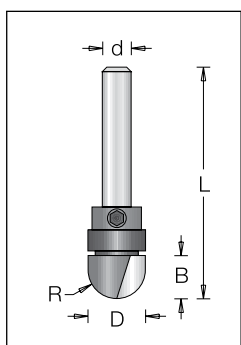


øD	R	B	Code No.	L	ød
40	50	44	1060459	82	12
46	60	51	1060469	89	12
52	70	55	1060449 ■	97	12

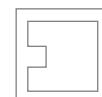
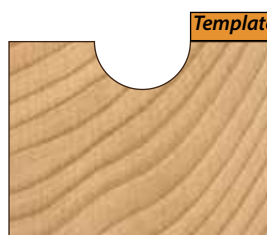

■ Available upon request



### Core Box Bit



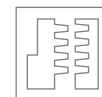
øD	R	B	Code No.	L	ød
12.7	6.35	9.5	1062123	51	6



Grooving & Sizing



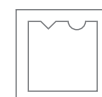
Profiling & Chamfering



Jointing & Rebating

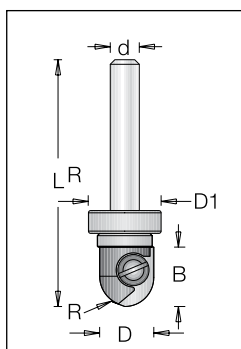


door Frame & Panel



Carving

### Core Box Bit



øD	R	D1	B	Code No.	L	ød
12.7	6.35	16	13	E1063505	59	8

⚠ Can be supplied with 6mm shank.

#### Spare Parts:



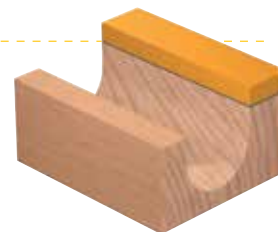

T.C. Blade  
#310 650 6  
13x9x1.5



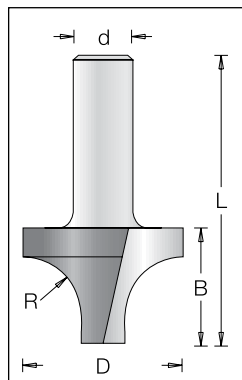
Ball Bearing  
#191 024 0  
16x8x5



□re□  
#193 035 5  
□3x4



### Rounding Over Bit



øD	R	B	Code No.	L	ød
19.1	6.3	12.7	1170013	41.0	6
	6.3	12.7	1170015	44.5	8
22.2	7.9	14.3	1170043 ■	43.0	6
	7.9	14.3	1170045	46.5	8
25.4	9.5	15.9	1170073	44.0	6
	9.5	15.9	1170075	47.5	8
15.9	4.8	11.1	1170039	49.0	12
19.1	6.3	12.7	1170019	51.0	12
22.2	7.9	14.3	1170049	52.5	12
25.4	9.5	15.9	1170079	54.0	12
34.9	12.7	25.4	1170105	57.5	8
	12.7	25.4	1170109	63.5	12
44.5	15.9	31.8	1170139	70.0	12
50.8	19.1	36.5	1170179	75.0	12

■ Available upon request



Grooving & Sizing



Profiling & Chamfering



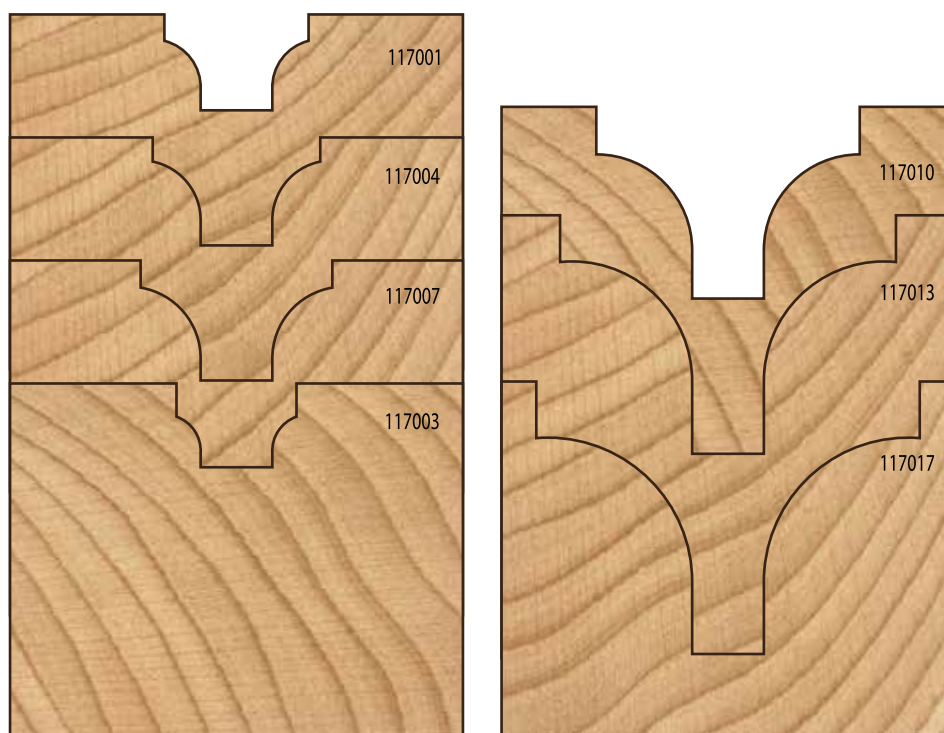
Jointing & Rebating



door Frame & Panel

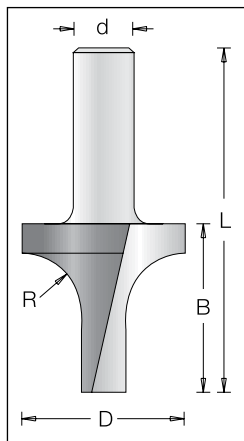


Carving






### Rounding Over Bit

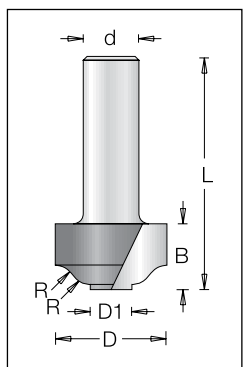


øD	øD1	R	B	Code No.	L	ød
22	12	3	31	1171509 ■	69	12
30	12	6	35	1171559	73	12
34	12	8	38	1171609	76	12

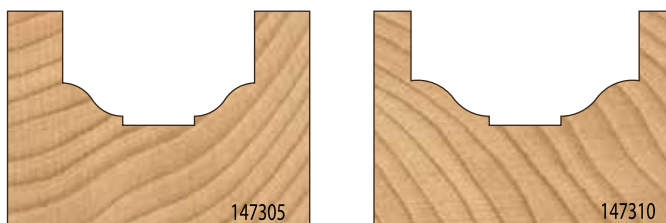
■ Available upon request



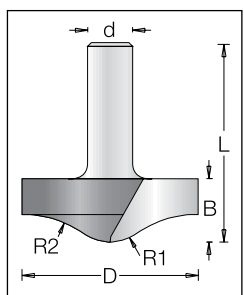
### Ogee Bit



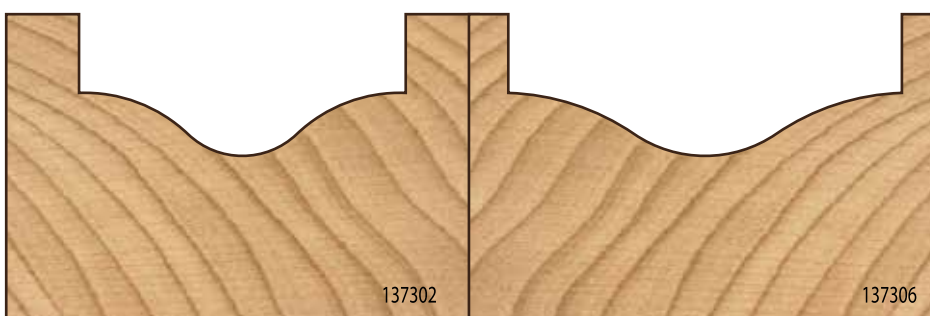
øD	øD1	R	B	Code No.	L	ød
25.4	9.5	4.8	15.1	1473059	53.2	12
30.2	11.9	5.9	15.1	1473109	53.2	12



### Round & Ogee Bit



øD	R1	R2	B	Code No.	L	ød
41.5	9.5	19	18	1373029	56	12
50.0	16.0	30	18	1373069	56	12



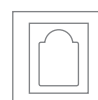
Grooving & Sizing



Profiling & Chamfering



Jointing & Rebating

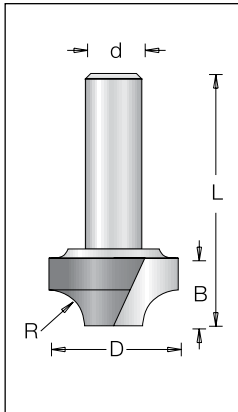


door Frame & Panel



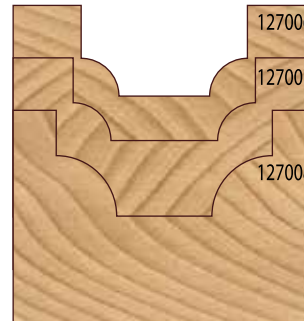
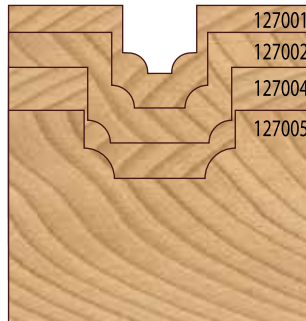
Carving

### Beading Bit

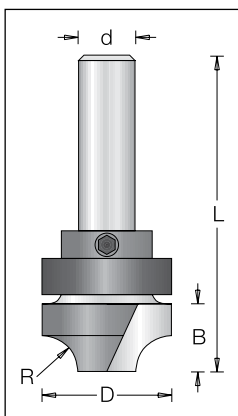


øD	R	B	Code No.	L	ød
9.8	2.5	9	1270013	49	6
	2.5	9	1270015	49	8
12.7	3.0	10	1270023	48	6
19.1	3.0	10	1270043 ■	51	6
20.0	4.0	9	1270053	38	6
	4.0	9	1270055	41	8
22.0	5.0	12	1270063	55	6
24.0	6.0	11	1270075 ■	43	8
28.6	8.0	14	1270083	58	6
28.6	8.0	14	1270089 ■	68	12

■ Available upon request



### Beading Bit



øD	R	B	Code No.	L	ød	
12.7	3	10	1272023	48	6	A
19.1	3	10	1272043 ■	51	6	B
22.0	5	12	1272063	55	6	C
28.6	8	14	1272083 ■	58	6	D

■ Available upon request

Spare Parts:



A. Ball Bearing  
#191 003 0  
12.7x6.3x4.7




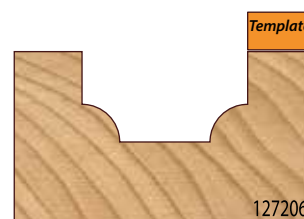
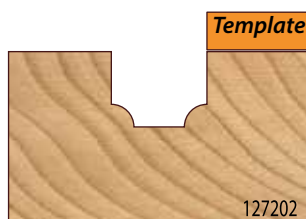

B. Ball Bearing  
#191 014 0  
19x6.3x7



C. Ball Bearing  
#191 013 0  
22x8x7



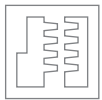
D. Ball Bearing  
#1910180  
28.5x12.7x8



Grooving & Sizing



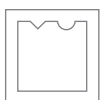
Profiling & Chamfering



Jointing & Rebating



door Frame & Panel

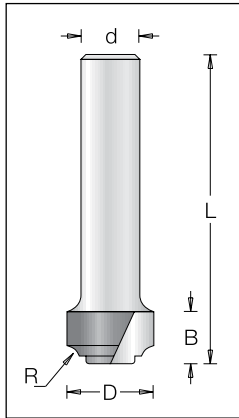


Carving

# Router Bits

## Profiling & Chamfering

### Traditional Bit

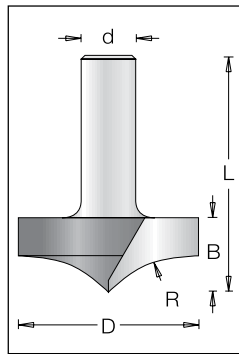


øD	R	B	Code No.	L	ød
12.7	2	10.5	1280015	52	8
19.1	3.5	11.1	1280045	52	8
	3.5	11.1	1280049 ■	68	12

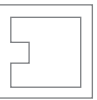


■ Available upon request



### Round Over Bit



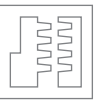
øD	R	B	Code No.	L	ød	ød
44.5	18.3	18.3	1173029	56.3	12	12
41.3	25.4	18.3	1173049	56.3	12	12



Grooving & Sizing

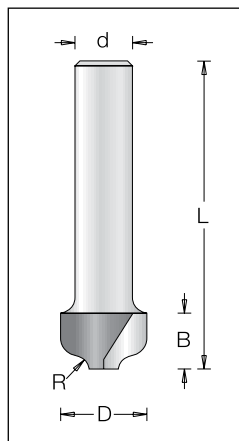


Profiling & Chamfering



Jointing & Rebating

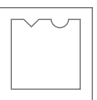
### Ogee Bit - Flat Bottom



øD	R	B	Code No.	L	ød
12.7	2.0	9.5	1300043	51	6
	2.0	9.5	1300045	51	8
19.1	3.5	12.7	1300073	53	6
	3.5	12.7	1300075	53	8
	3.5	12.7	1300079	68	12

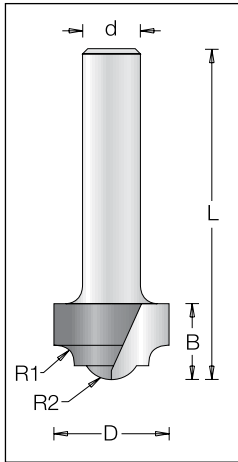


door Frame & Panel

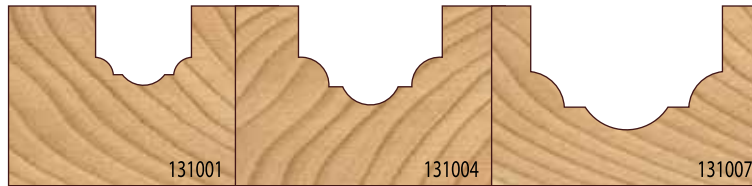


Carving

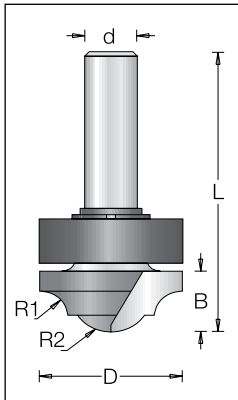
### Classical Bit



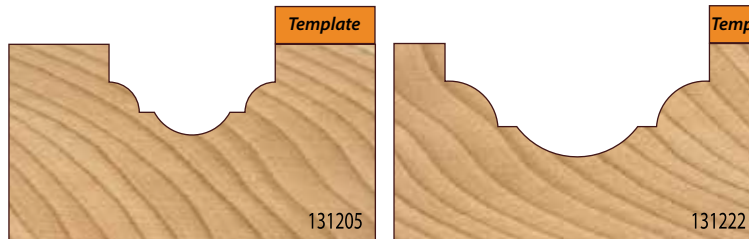
øD	R1	R2	B	Code No.	L	ød
12.7	2.5	3.5	10.5	1310013	51	6
	2.5	3.5	10.5	1310015	51	8
19.1	3.7	4	12.7	1310043	54	6
	3.7	4	12.7	1310045	54	8
	3.7	4	12.7	1310049	70	12
25.4	5	6.3	16.5	1310075	57	8
	5	6.3	16.5	1310079	73	12



### Paneling Groover



øD	R1	R2	Code No.	B	L	ød	⊗
22	4.0	5.5	1312053	12	52	6	A
	4.0	5.5	1312055	12	55	8	A
35	6.5	10.0	1312229	15	68	12	B



Spare Parts:

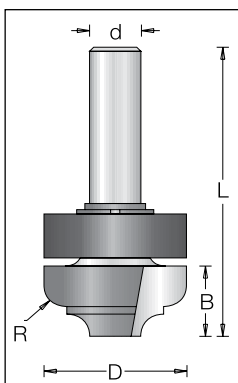


A. Ball Bearing  
1910130  
8x22x7

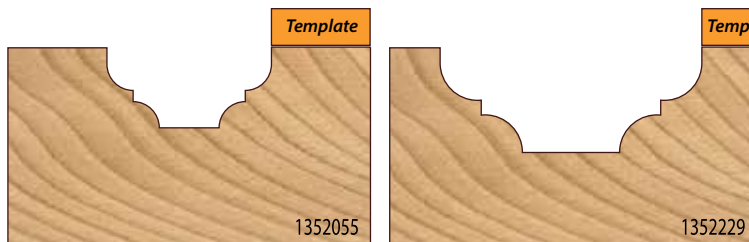


B. Ball Bearing  
1910190  
15x35x11

### Paneling Flat Bottom Groover



øD	R	Code No.	B	L	ød	⊗
22	3.5	1352053	11.1	51	6	A
	3.5	1352055	11.1	54	8	A
35	5.0	1352229	14.3	67	12	B




Spare Parts:



A. Ball Bearing  
#191 013 0  
8x22x7



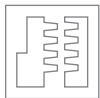
B. Ball Bearing  
191 019 0  
15x35x11



Grooving & Sizing



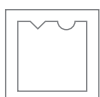
Profiling & Chamfering



Jointing & Rebating

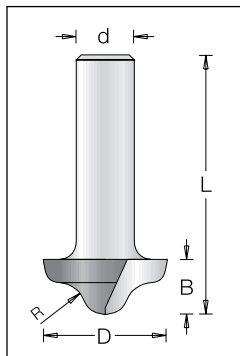


door Frame & Panel



Carving

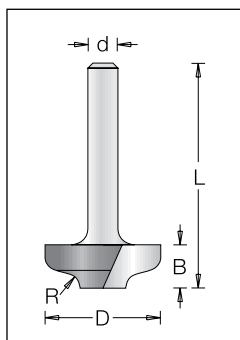
### Ogee Bit




øD	R	Code No.	B	L	ød
27	6	1370043	12	52	6
	6	1370045	12	52	8
	6	1370049	12	57	12



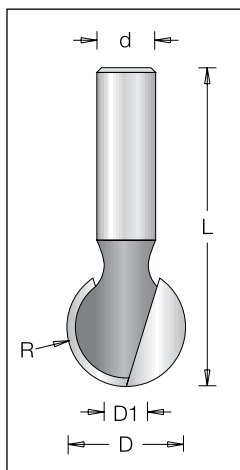
### Ogee Bit - Flat Bottom



øD	R	Code No.	B	L	ød
25.4	3.2	1470063	9.5	49	6
	3.2	1470065	9.5	49	8
	3.2	1470069	9.5	49	12
35	3.2	1470109	9.5	59	12

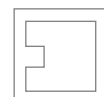
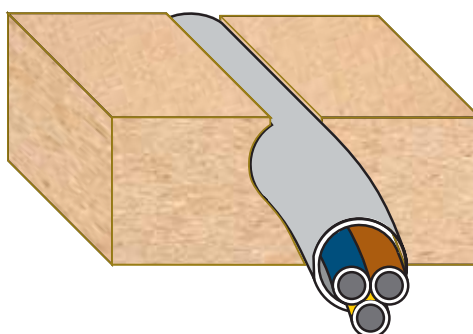


### Ball Groovers



øD	øD1	R	Code No.	L	ød
12.7	6.35	6.35	1066049	58	12
16.0	7.0	8.0	1066079	63	12
19.0	8.0	9.5	1066109	64	12
22.2	8.0	11.1	1066139 ■	68	12
25.4	8.7	12.7	1066169	70	12
28.6	10.3	14.3	1066199	74	12
32.0	11.1	16.0	1066229	75	12

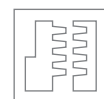
■ Available upon request



Grooving & Sizing



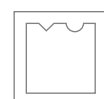
Profiling & Chamfering



Jointing & Rebating

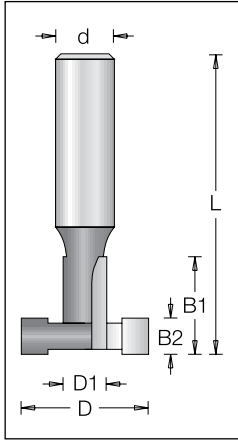


door Frame & Panel

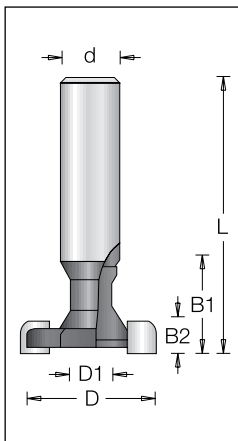
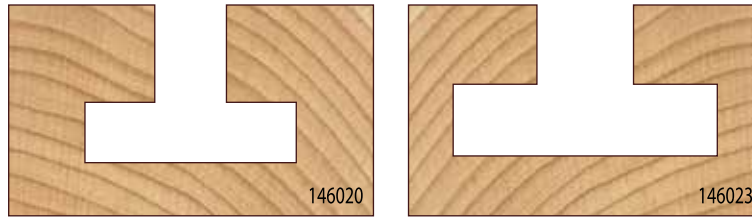


Carving


### T - Slotter Bit



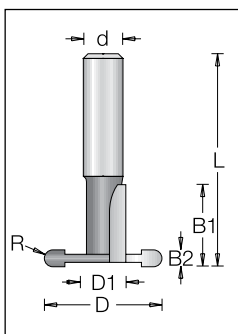
$\phi D$	$\phi D1$	Code No.	B1	B2	L	$\phi d$
28	9.5	1460206	20.7	8.0	60	9.5
	9.5	1460209	20.7	8.0	66	12.0
35	12.7	1460239	22.2	9.5	65	12.0




$\phi D$	$\phi D1$	Code No.	B1	B2	L	$\phi d$
30	10.5	1460709	17	7	60	12



### T - Slotter Radius Bit



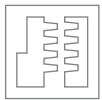
$\phi D$	$\phi D1$	Code No.	B1	B2	R	L	$\phi d$
40.8	9.7	1460146	20.7	4	2	52	9.5
28.8	11.1	1460106	20.7	4	2	52	9.5
	11.1	1460109	20.7	4	2	55	12



Grooving & Sizing



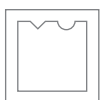
Profiling & Chamfering



Jointing & Rebating

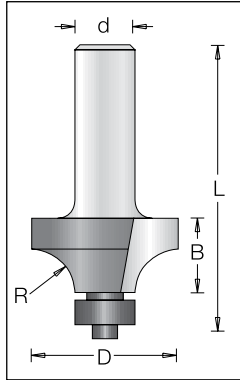


door Frame & Panel



Carving

### Rounding - Over Bit



Spare Parts:



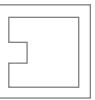
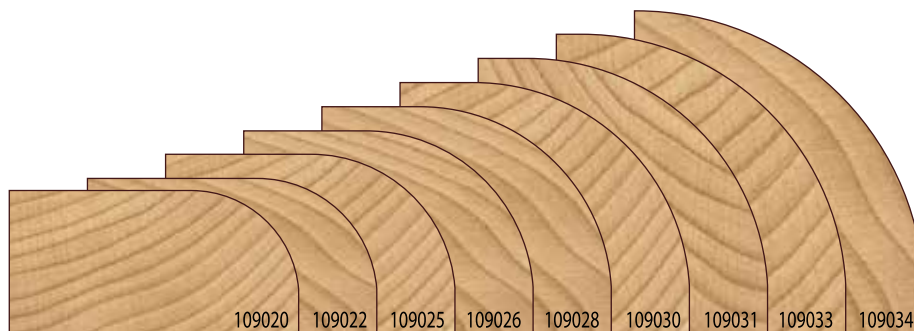
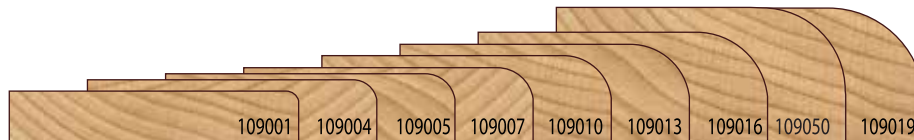
Ball Bearing  
#191 007 0  
12.7x4.7x5



øD	R	B	Code No.	L	ød	n
15.9	1.7	7.9	1090013	47.0	6	
	1.7	7.9	1090015	50.0	8	
19.1	3.2	9.5	1090043	50.0	6	
	3.2	9.5	1090045	53.0	8	
20.7	4.0	9.5	1090053	49.5	6	
	4.0	9.5	1090055	53.0	8	
22.2	4.8	12.7	1090073	52.0	6	
	4.8	12.7	1090075	55.5	8	
25.4	6.3	12.7	1090103	51.5	6	
	6.3	12.7	1090105	55.0	8	
28.6	7.9	13.5	1090133	53.0	6	
	7.9	13.5	1090135	56.0	8	
31.8	9.5	15.9	1090163	55.5	6	
	9.5	15.9	1090165	59.0	8	
35.4	11.1	17.0	1090503	57.0	6	
	11.1	17.0	1090509	66.0	12	
38.1	12.7	19.1	1090193	58.0	6	
	12.7	19.1	1090195	61.0	8	
15.9	1.7	7.9	1090019	57.0	12	
19.1	3.2	9.5	1090049	59.0	12	
20.7	4.0	9.5	1090059	59.0	12	
22.2	4.8	12.7	1090079	62.0	12	
25.4	6.3	12.7	1090109	62.0	12	
28.6	7.9	13.5	1090139	62.0	12	
31.8	9.5	15.9	1090169	65.0	12	
38.1	12.7	19.1	1090199	67.0	12	
41.3	14.3	20.0	1090209	70.0	12	
44.5	15.9	22.2	1090229	71.0	12	
50.8	19.1	25.4	1090259	75.0	12	
57.1	22.2	29.4	1090269	79.0	12	
63.5	25.4	31.8	1090289	91.5	12	
69.9	28.6	34.9	1090309	95.0	12	18,000
76.3	31.8	38.1	1090319	98.0	12	18,000
82.5	35.0	41.3	1090339 ■	101.0	12	16,000
88.9	38.1	44.5	1090349	105.0	12	16,000

■ Available upon request

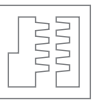
Max. RPM



Grooving & Sizing



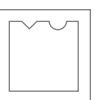
Profiling & Chamfering



Jointing & Rebating

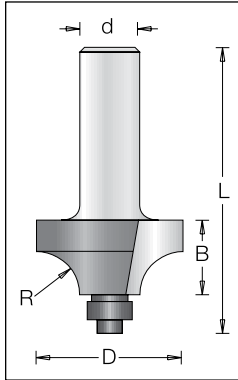


door Frame & Panel



Carving

### Ovolo Bit



øD	R	B	Code No.	L	ød	n
15.9	1.7	7.9	1190013	47.0	6	
	1.7	7.9	1190015	50.0	8	
19.1	3.2	9.5	1190043	50.0	6	
	3.2	9.5	1190045	53.0	8	
20.7	4.0	9.5	1190053	49.5	6	
	4.0	9.5	1190055	53.0	8	
22.2	4.8	12.7	1190073	52.0	6	
	4.8	12.7	1190075	55.5	8	
25.4	6.3	12.7	1190103	50.0	6	
	6.3	12.7	1190105	55.0	8	
28.6	7.9	13.5	1190133	53.0	6	
	7.9	13.5	1190135	56.0	8	
31.8	9.5	15.9	1190163	55.5	6	
	9.5	15.9	1190165	59.0	8	
35.4	11.1	17.0	1190503	57.0	6	
	11.1	17.0	1190509	66.0	8	
38.1	12.7	19.1	1190193	58.0	6	
	12.7	19.1	1190195	61.0	8	
15.9	1.7	7.9	1190019	57.0	12	
19.1	3.2	9.5	1190049	59.0	12	
20.7	4.0	9.5	1190059	59.0	12	
22.2	4.8	12.7	1190079	62.0	12	
25.4	6.3	12.7	1190109	62.0	12	
28.6	7.9	13.5	1190139	62.0	12	
31.8	9.5	15.9	1190169	65.0	12	
38.1	12.7	19.1	1190199	67.0	12	
41.3	14.3	20.0	1190209	70.0	12	
44.5	15.9	22.2	1190229	71.0	12	
50.8	19.1	25.4	1190259	75.0	12	
57.1	22.2	29.4	1190269	79.0	12	
63.5	25.4	31.8	1190289	91.5	12	
69.9	28.6	34.9	1190309 ■	95.0	12	18,000
76.3	31.8	38.1	1190319	98.0	12	18,000
82.5	35.0	41.3	1190339 ■	101.0	12	16,000
88.9	38.1	44.5	1190349	105.0	12	16,000





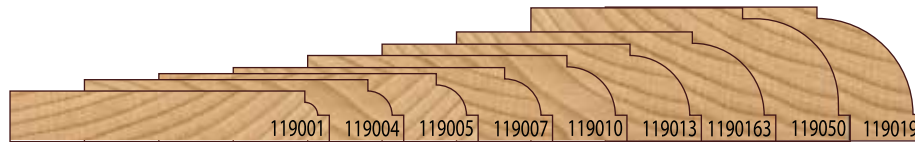
Spare Parts:



Ball Bearing  
#191 004 0  
9.5x4.7x3

■ Available upon request

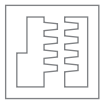
Max.  
RPM



Grooving  
& Sizing



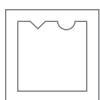
Profiling &  
Chamfering



Jointing &  
Rebating



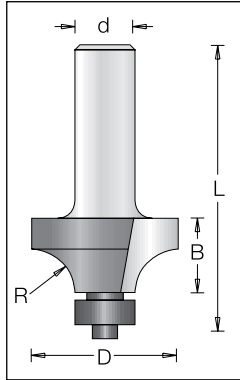
door Frame  
& Panel



Carving



### Rounding - Over Bit



Spare Parts:

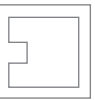
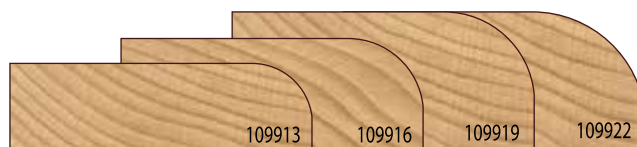


Ball Bearing  
#191 007 0  
12.7x4.7x5

øD	R	B	Code No.	L	ød	n
16.7	2	7.7	1099013	47.5	6	
	2	7.7	1099015	51.0	8	
18.7	3	9.5	1099043	49.5	6	
	3	9.5	1099045	53.0	8	
22.7	5	12.0	1099073	52.0	6	
	5	12.0	1099075	55.5	8	
24.7	6	12.0	1099103	51.5	6	
	6	12.0	1099105	55.0	8	
28.7	8	13.5	1099133	53.5	6	
	8	13.5	1099135	57.0	8	
32.7	10	16.0	1099163 ■	55.5	6	
	10	16.0	1099165	59.0	8	
36.7	12	17.5	1099193 ■	57.5	6	
	12	17.5	1099195	61.0	8	
32.7	10	16.0	1099169	65.0	12	
36.7	12	17.5	1099199	67.0	12	
42.0	15	21.2	1099229	70.0	12	
48.7	18	25.7	1099259 ■	72.5	12	
52.7	20	25.4	1099269	74.0	12	
62.7	25	31.2	1099289	90.5	12	
72.6	30	38.7	1099319	98.0	12	18,000
82.7	35	42.0	1099339	91.0	12	16,000

■ Available upon request

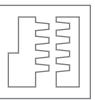
Max. RPM



Grooving & Sizing



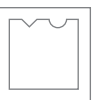
Profiling & Chamfering



Jointing & Rebating

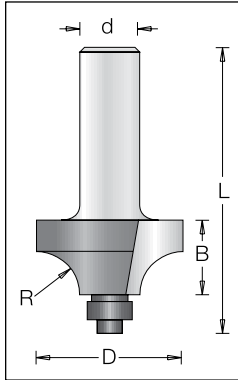


door Frame & Panel



Carving

### Ovolo Bit



øD	R	B	Code No.	L	ød	n
16.7	2	7.7	1199013	47.5	6	
	2	7.7	1199015	51.0	8	
18.7	3	9.5	1199043	49.5	6	
	3	9.5	1199045	53.0	8	
22.7	5	12.0	1199073	52.0	6	
	5	12.0	1199075	55.5	8	
24.7	6	12.0	1199103	51.5	6	
	6	12.0	1199105	55.0	8	
28.7	8	13.5	1199133	53.5	6	
	8	13.5	1199135	57.0	8	
32.7	10	16.0	1199163 ■	55.5	6	
	10	16.0	1199165	59.0	8	
36.7	12	17.5	1199193	57.5	6	
	12	17.5	1199195	61.0	8	
32.7	10	16.0	1199169	65.0	12	
	12	17.5	1199199 ■	67.0	12	
42.0	15	21.2	1199229	70.0	12	
48.7	18	25.7	1199259 ■	72.5	12	
52.7	20	25.4	1199269	74.0	12	
62.7	25	31.2	1199289	90.5	12	
72.6	30	38.7	1199319	98.0	12	18,000
82.7	35	42.0	1199339 ■	91.0	12	16,000




Spare Parts:



Ball Bearing  
#191 004 0  
9.5x4.7x3

■ Available upon request

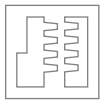
Max.  
RPM



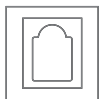
Grooving  
& Sizing



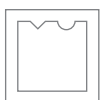
Profiling &  
Chamfering



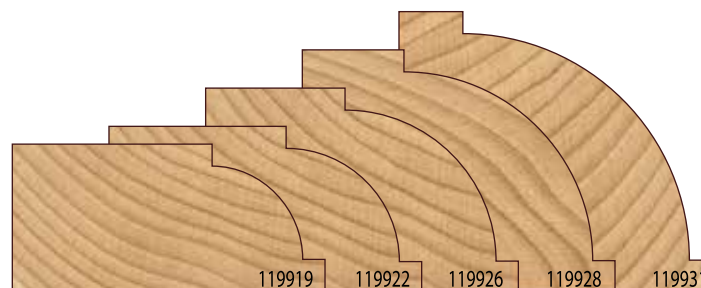
Jointing &  
Rebating



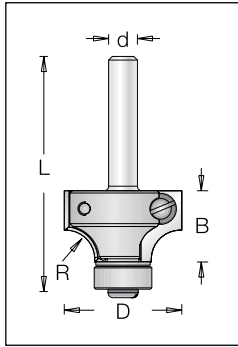
door Frame  
& Panel



Carving



### Ovolo Bit



øD	B	R	Code No.	L	ød
26	15.7	6.35	E1093255	56.7	8

Can be supplied with 6mm shank.

**Spare Parts:**



T.C. Blade  
#310 932 6  
15.7x9x1.5



Ball Bearing  
#191 007 0  
4.7x12.7x5



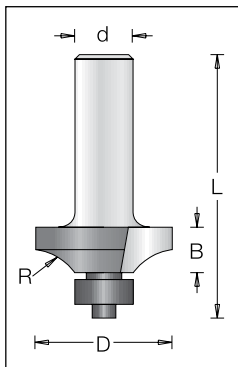
screw  
#193 035 5  
M3x4



screw  
#193 035 6  
M3x8



### Flat Rounding - Over Bit

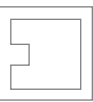


øD	R	B	Code No.	L	ød
30	12	10	1092183	50.0	6
	12	10	1092189	60.0	12

**Spare Parts:**



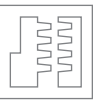
Ball Bearing  
#191 007 0  
12.7x4.7x5



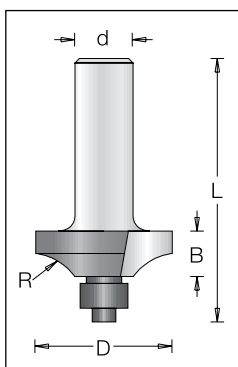
Grooving & Sizing



Profiling & Chamfering



Jointing & Rebating




øD	R	B	Code No.	L	ød
30	12	10	1192183	48.0	6
	12	10	1192189	58.0	12

**Spare Parts:**



Ball Bearing  
#191 004 0  
9.5x4.7x3

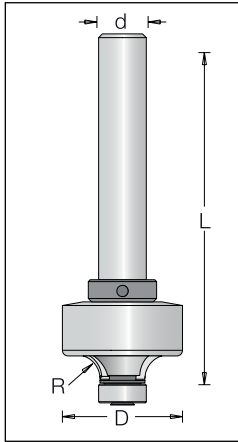


door Frame & Panel



Carving

### Round Corner 3D Router Bit



øD	R	B	Code No.	L	ød
25	3	8	5588269	97	12
36	6	10	5588279*	99	12



Spare Parts:



Ball Bearing  
#191 007 0  
4.7x12.7x5



Ball Bearing  
#191 020 0  
19x12.7x4



Allen screw  
#193 001 6  
NC5x40x5



Lock Ring  
#193 077 0  
M4x12



Aluminum Ring  
#192 166 0  
D=26



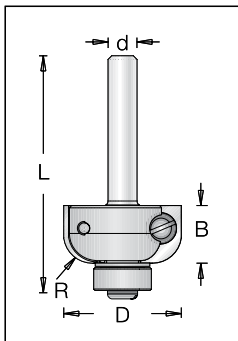
Allen key  
#194 020 0  
S2




Aluminum Ring \*  
#192 167 0  
D=32



### Core Bit



øD	B	R	Code No.	L	ød
26	12.7	6.35	E1123055	54.5	8



Spare Parts:



Blade  
#311 200 6  
12.7x9x1.5




Ball Bearing  
#191 007 0  
4.7x12.7x5



screw  
#193 035 5  
M3x4



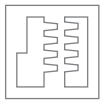
screw  
#193 035 6  
M3x8



Grooving & Sizing



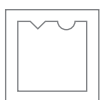
Profiling & Chamfering



Joining & Rebating

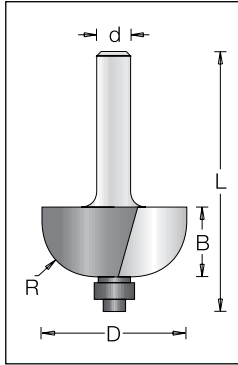


door Frame & Panel



Carving

### Core Bit



øD	R	B	Code No.	L	ød
12.7	1.6	12.7	1120023	51.0	6
15.9	3.2	12.7	1120033	51.0	6
	3.2	12.7	1120035	54.0	8
19.1	4.8	14.3	1120013	51.0	6
	4.8	14.3	1120015	54.0	8
22.2	6.3	14.3	1120043	51.0	6
	6.3	14.3	1120045	54.0	8
25.4	7.9	14.3	1120073	51.0	6
	7.9	14.3	1120075	55.0	8
28.6	9.5	14.3	1120103	52.0	6
	9.5	14.3	1120105	55.0	8
34.9	12.7	16.7	1120133	55.0	6
	12.7	16.7	1120135	55.0	8
15.9	3.2	12.7	1120039 ■	60.0	12
19.1	4.8	14.3	1120019	60.5	12
22.2	6.3	14.3	1120049	60.5	12
25.4	7.9	14.3	1120079	60.5	12
28.6	9.5	14.3	1120109	60.5	12
41.3	16.0	18.0	1120159	65.0	12
57.1	22.2	31.8	1120189	81.0	12

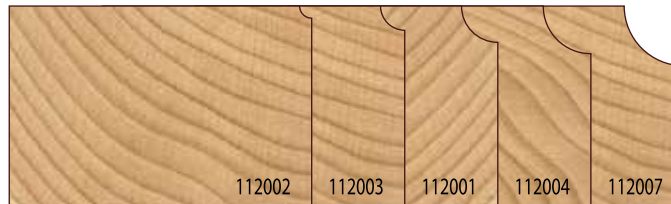


Spare Parts:

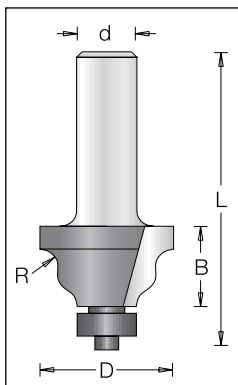


Ball Bearing  
#191 001 0  
9.5x3x4


■ Available upon request



### Wavy Edge Bit



øD	R	B	Code No.	L	ød
31.8	4	17.5	1133043	57	6
	4	17.5	1133049	67	12



Spare Parts:



Ball Bearing  
#191 007 0  
12.7x4.7x5



Router Bits



Grooving & Sizing



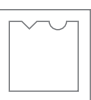
Profiling & Chamfering



Jointing & Rebating

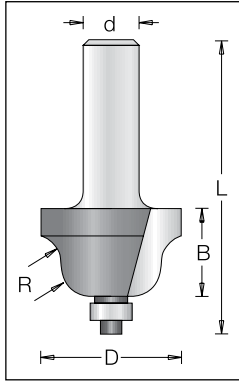


door Frame & Panel



Carving

### Roman Ogee Bit

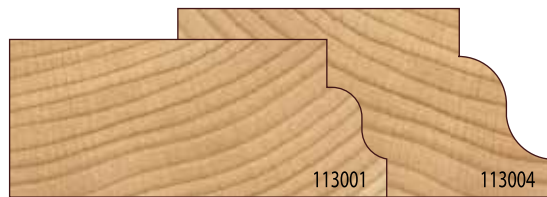


øD	R	B	Code No.	L	ød
25.4	4.0	15.9	1130013	54.0	6
	4.0	15.9	1130015	57.0	8
34.9	6.3	20.0	1130043	58.0	6
	6.3	20.0	1130045	61.5	8
25.4	4.0	15.9	1130019	63.0	12
34.9	6.3	20.0	1130049	67.5	12

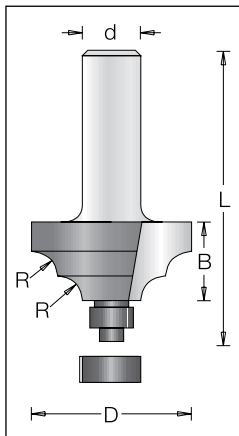
Spare Parts:



Ball Bearing  
#191 001 0  
9.5x3.2x4



### Classical Bit



øD	R	B	Code No.	L	ød	
28.6	4.0	12.7	1360023	52.5	6	A
	4.0	12.7	1360025 ■	56.5	8	A
34.9	5.5	17.0	1360013	57.0	6	A
	5.5	17.0	1360015	60.5	8	A
28.6	4.0	12.7	1360029	62.0	12	A
34.9	5.5	17.0	1360019	66.0	12	A
38.1	6.3	19.1	1360069	68.5	12	A
50.8	9.5	22.2	1360089 ■	72.0	12	A
28.6	4.0	12.7	1360033	51	6	B
	4.0	12.7	1360035	54	8	B
34.9	5.5	17.0	1360043	55	6	B
	5.5	17.0	1360045	58	8	B
28.6	4.0	12.7	1360039	60	12	B
34.9	5.5	17.0	1360049	65	12	B

Spare Parts:


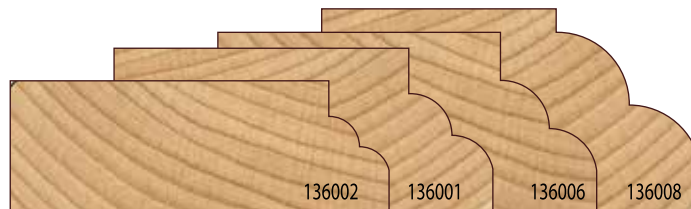



A. Ball Bearing  
#191 007 0  
12.7x4.7x5



B. Ball Bearing  
#191 004 0  
9.5x4.7x3

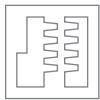
■ Available upon request



Grooving & Sizing



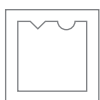
Profiling & Chamfering



Jointing & Rebating

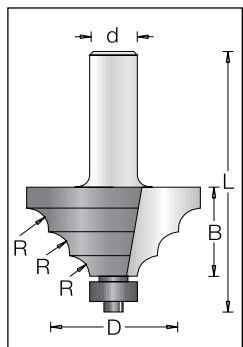


door Frame & Panel



Carving

### Classical Moulding Bit




øD	R	B	Code No.	L	ød
47.3	6	23.8	1363079	73	12



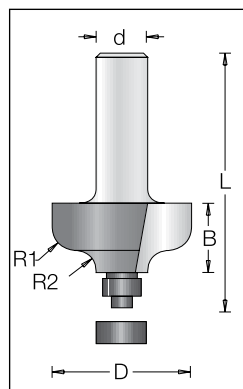
Spare Parts:




Ball Bearing  
#191 007 0  
12.7x4.7x5



### Ogee Fillet Bit



øD	R1	R2	Code No.	B	L	ød	
28.6	4.5	4	1380023	12.7	52.5	6	A
	4.5	4	1380025	12.7	56	8	A
34.9	6.0	5	1380013	17.5	57	6	A
	6.0	5	1380015	17.5	60.5	8	A
28.6	4.5	4	1380029	12.7	62	12	A
	6.0	5	1380019	17.5	67	12	A
28.6	4.5	4	1380033 ■	12.7	51	6	B
	4.5	4	1380035	12.7	54	8	B
34.9	6.0	5	1380043	17.5	56	6	B
	6.0	5	1380045	17.5	59	8	B
28.6	4.5	4	1380039 ■	12.7	60	12	B
34.9	6	5	1380049	17.5	65	12	B



■ Available upon request

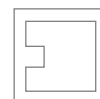
Spare Parts:



A. Ball Bearing  
#191 0070  
12.7x4.7x5



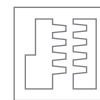
B. Ball Bearing  
#191 004 0  
9.5x4.7x3



Grooving & Sizing



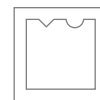
Profiling & Chamfering



Jointing & Rebating

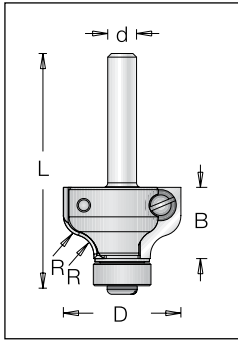


door Frame & Panel



Carving

### Ogee Fillet Bit



øD	B	R	Code No.	L	ød
26	15.7	4.5	E1383065	56.7	8

**Spare Parts:**



□□ Blade  
#313 850 1  
15.7x9x1.5



Ball Bearing  
#191 007 0  
4.7x12.7x5



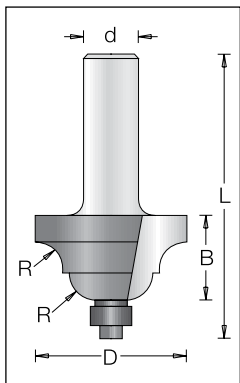
screw  
#193 035 5  
M3x4



screw  
#193 035 6  
M3x8



### Classical Bit


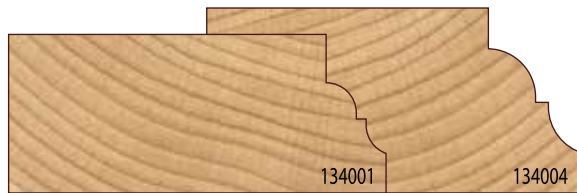


øD	R	B	Code No.	L	ød
25.4	4.0	16	1340013	54.0	6
	4.0	16	1340015	57.5	8
34.9	6.3	20	1340043	56.5	6
	6.3	20	1340045	60.0	8
25.4	4.0	16	1340019	63.5	12
34.9	6.3	20	1340049	66.0	12

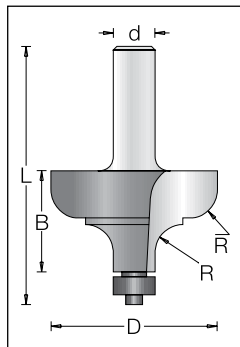
**Spare Parts:**



Ball Bearing  
#191 001 0  
9.5x3x4



### Classical Mould Bit





øD	R	Code No.	B	L	ød
51	8.5	1560419	31	80	12

**Spare Parts:**



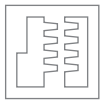
Ball Bearing  
#191 007 0  
12.7x4.7x5



Grooving & Sizing



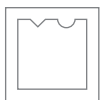
Profiling & Chamfering



Jointing & Rebating



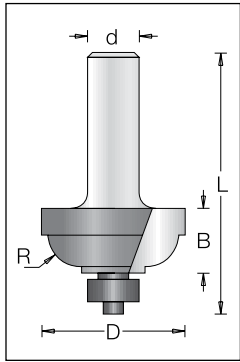
door Frame & Panel



Carving



### Classic Cove Bit



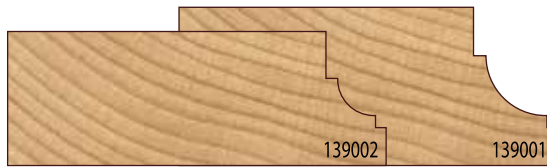
øD	R	Code No.	B	L	ød
28.6	4.8	1390023	12.7	52.0	6
	4.8	1390025	12.7	55.5	8
34.9	7.9	1390013	15.9	55.5	6
28.6	4.8	1390029	12.7	61.5	12
	34.9	7.9	1390019	15.9	65.0

■ Available upon request

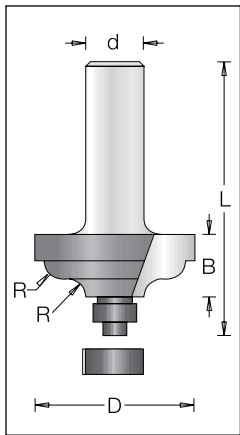
Spare Parts:




Ball Bearing  
#191 007 0  
12.7x4.7x5



### Ogee Fillet Bit



øD	R	B	Code No.	L	ød	
34.9	4.0	13.5	1210013	54.0	6	A
	4.0	13.5	1210015	57.5	8	A
	4.0	13.5	1210073	52.0	6	B
	4.0	13.5	1210075	55.5	8	B
	4.0	13.5	1210019	63.5	12	A
	4.0	13.5	1210079	61.0	12	B
41.3	6.3	19.1	1210049	69.0	12	A
	6.3	19.1	1210109	67.0	12	B
57.2	9.5	25.4	1210149	73.0	12	B
	9.5	25.4	1210159	75.0	12	A

■ Available upon request

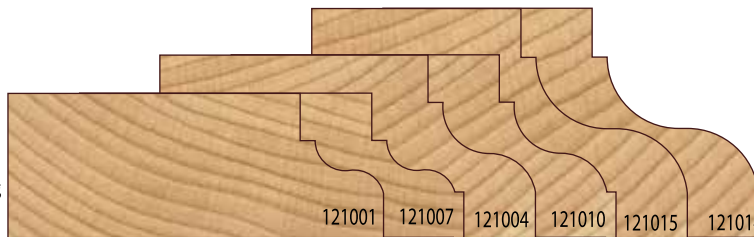
Spare Parts:



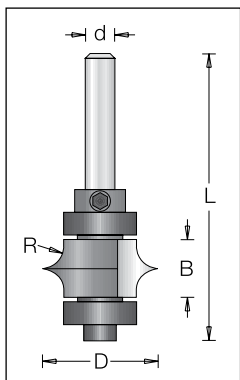
A. Ball Bearing  
#191 007 0  
12.7x4.7x5



B. Ball Bearing  
#191 004 0  
9.5x4.7x3



### Sunk Bead Bit



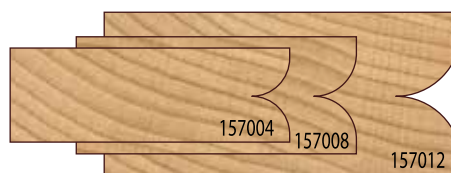
øD	R	Code No.	B	L	ød
25.4	4.8	1570043	12.7	66	6
28.6	6.3	1570083	15.9	69	6
34.5	9.5	1570123	22.2	75	6

■ Available upon request

Spare Parts:



Ball Bearing  
#191 015 0  
6.3x16x5



Grooving & Sizing



Profiling & Chamfering



Jointing & Rebating

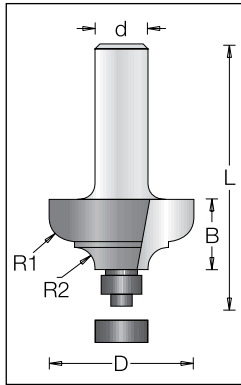


door Frame & Panel



Carving

### Ogee Fillet Bit



øD	R1	R2	Code No.	B	L	ød	
28.6	4.0	4.0	1350023	12.7	52.5	6	A
	4.0	4.0	1350025	12.7	56.0	8	A
34.9	6.0	5.0	1350013	17.5	56.5	6	A
	6.0	5.0	1350015	17.5	60.0	8	A
28.6	4.5	4.0	1350029	12.7	62.0	12	A
34.9	6.0	4.8	1350019	17.5	66.0	12	A
38.0	4.7	8.0	1350079	16.0	65.0	12	A
51.0	9.5	9.5	1350069	23.0	72.0	12	A
28.6	4.0	4.0	1350033	12.7	51.0	6	B
	4.0	4.0	1350035	12.7	54.0	8	B
34.9	6.0	5.0	1350043	17.5	55.0	6	B
	6.0	5.0	1350045	17.5	58.5	8	B
28.6	4.0	4.0	1350039	12.7	60.0	12	B
34.9	6.0	4.8	1350049	17.5	64.5	12	B
38.0	4.7	8.0	1350089	16.0	65.0	12	B



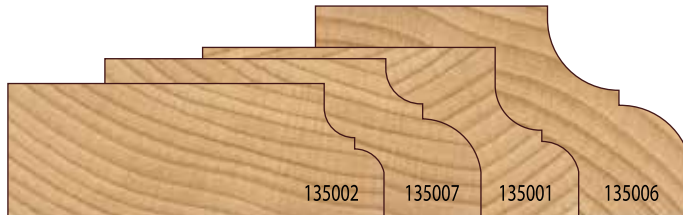

Spare Parts:



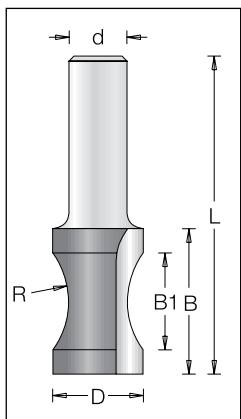
A.Ball Bearing  
#191 007 0  
12.7x4.7x5



B.Ball Bearing  
#191 004 0  
9.5x4.7x3






### Flat Bull Nose Bit



øD	R	Code No.	B	B1	L	ød
20	18	1242043 ■	32	21.3	62	6
	18	1242045	32	21.3	64	8
	18	1242049 ■	32	21.3	70	12

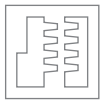
■ Available upon request



Grooving & Sizing



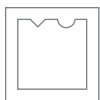
Profiling & Chamfering



Jointing & Rebating

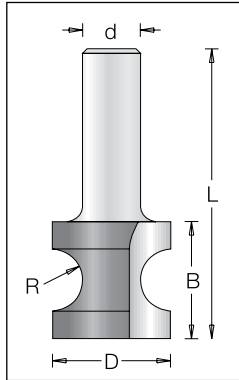


door Frame & Panel



Carving

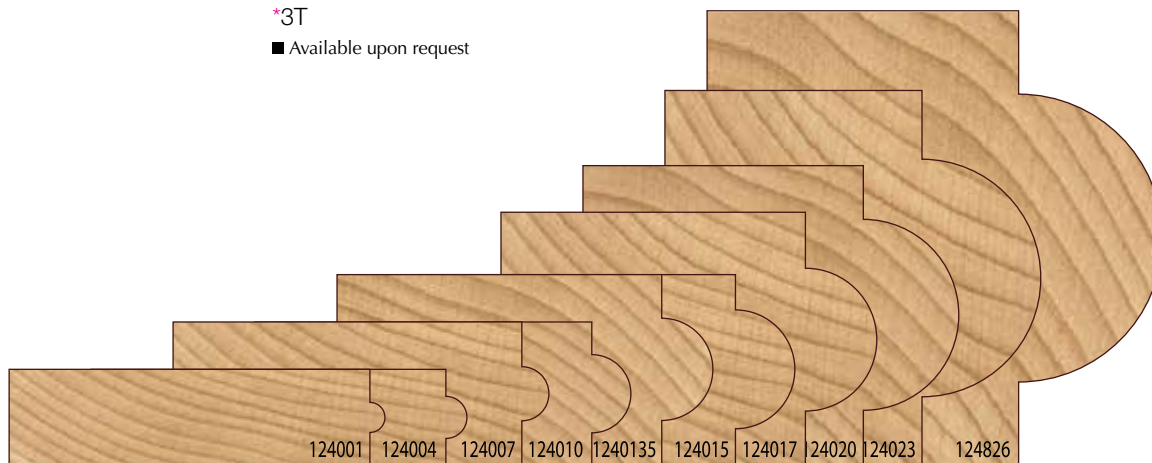
### Bull Nose Bit



øD	R	Code No.	B	L	ød	n
13.5	2.0	1240013	12.7	41.3	6	
	2.0	1240015 ■	12.7	45.0	8	
15.1	2.8	1240043	12.7	41.3	6	
	2.8	1240045	12.7	45.0	8	
16.7	3.6	1240073 ■	19.1	47.6	6	
	3.6	1240075	19.1	51.0	8	
22.2	5.2	1240103	19.1	47.6	6	
	5.2	1240105	19.1	51.0	8	
26.2	6.8	1240135	25.4	57.5	8	
13.5	2.0	1240019 ■	12.7	55.0	12	
15.1	2.8	1240049	12.7	51.0	12	
16.7	3.6	1240079	19.1	57.0	12	
22.2	5.2	1240109	19.1	57.0	12	
26.1	6.8	1240139	25.4	63.5	12	
28.0	7.9	1240159	25.4	63.5	12	
33.3	9.5	1240179	33.7	72.0	12	
42.0	12.7	1240209	39.7	78.0	12	
50.8	15.9	1240239	50.0	88.0	12	
60.3	19.1	1248269*	50.8	98.0	12	18,000

\*3T

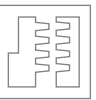
■ Available upon request



Grooving & Sizing



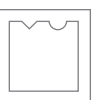
Profiling & Chamfering



Jointing & Rebating

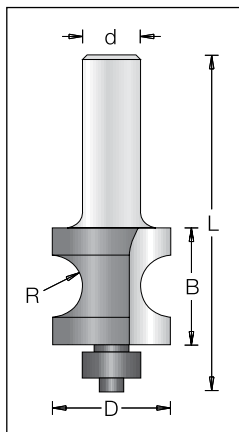


door Frame & Panel



Carving

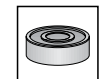
### Bull Nose Bit



øD	R	Code No.	B	L	ød	Ball Bearing
26.2	6.8	1243139	26	75	12	A
35.0	9.5	1243179	34	84	12	B
44.5	12.7	1243209	40	93	12	C
50.8	15.8	1243239 ■	50	103	12	C

■ Available upon request

Spare Parts:



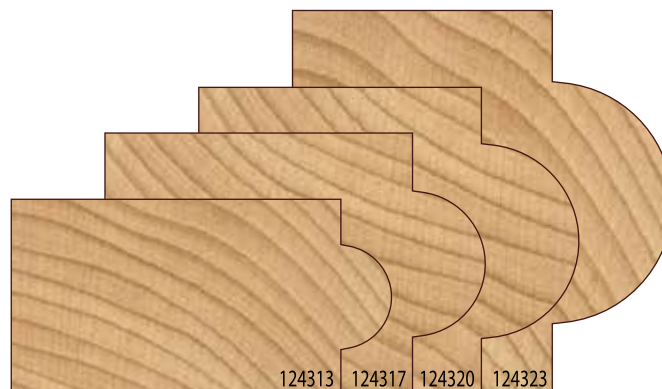
A. Ball Bearing  
#191 007 0  
12.7x4.7x5



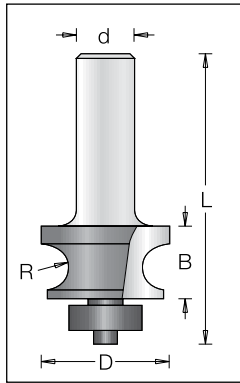
B. Ball Bearing  
#191 010 0  
16x5x5



C. Ball Bearing  
#191 014 0  
19x6.3x7



### Corner Bead Cutter



øD	R	Code No.	B	L	ød	
23.0	2.0	1241053	10.3	50.0	6	B
22.2	3.2	1241083	14.3	54.0	6	A
	3.2	1241085	14.3	57.0	8	A
28.2	5.0	1241113	16.5	57.0	6	B
	5.0	1241115	16.5	57.0	8	B
31.8	6.3	1241133	19.1	58.0	6	B
	6.3	1241135	19.1	60.0	8	B
22.2	3.2	1241089	13.5	63.5	12	A
28.2	4.8	1241119	16.5	66.5	12	B
31.8	6.3	1241139	19.1	68.0	12	B
38.1	9.5	1241179	25.4	75.0	12	B



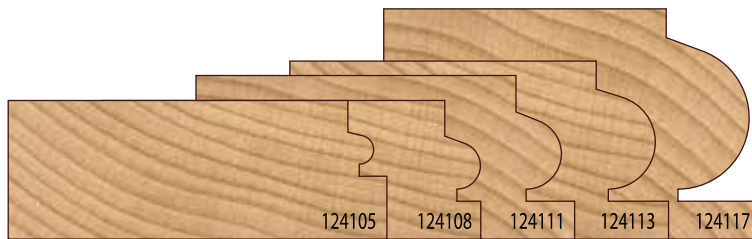
Spare Parts:



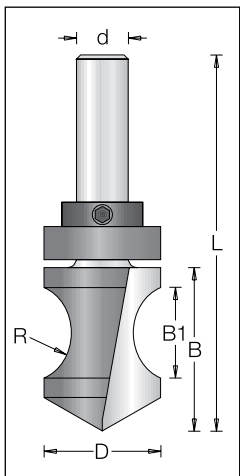
A. Ball Bearing  
#191 007 0  
12.7x4.7x5




B. Ball Bearing  
#191 010 0  
16x5x5



### Plunge Template Bull Nose Bit





øD	R	Code No.	B	B1	L	ød
28.5	12.7	1240519	40	22.2	92	12
	12.7	1242519*	40	22.2	92	12



Spare Parts:



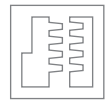
Ball Bearing  
#191 018 0  
28.6x12.7x8



Grooving & Sizing



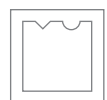
Profiling & Chamfering



Jointing & Rebating

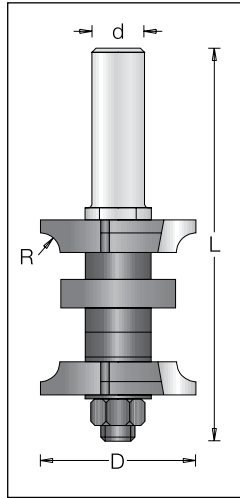


door Frame & Panel




Carving

### Adjustable Set - Round Over



	R	Code No.	øD	B Min.	B Max	L	ød
Complete	4.8	1580009	38.1	9.5	38	12	12
Top Cutter	4.8	1580940					
Bottom Cutter	4.8	1580950					

	R	Code No.	øD	B Min.	B Max	L	ød
Complete	6.35	1581009	40.7	12.7	36	96	12
Top Cutter	6.35	1580640					
Bottom Cutter	6.35	1580630					



Spare Parts:



Arbor & Nut  
#190 009 9  
L=96



Ball Bearing  
#191 016 0  
8x28x9



Spacer  
#192 013 0  
0.5x16



Washer  
#192 011 0  
1x16



Spacer  
#192 015 0  
3x16



Spacer  
#192 016 0  
6x16

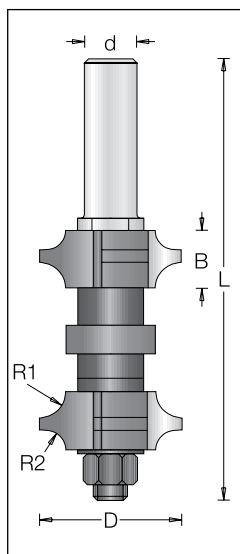


Grooving & Sizing

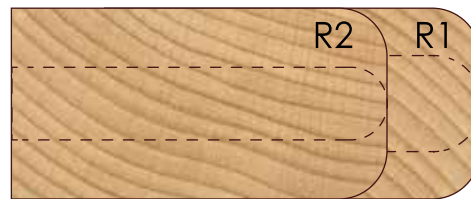


Profiling & Chamfering

### Adjustable Set - Dual Radius



	R1	R2	Code No.	øD	B Min.	B Max	L	ød
Complete	6.3	4.8	1583009	34.8	9.5/12.7	35/38	108	12
Top Cutter	6.3	4.8	1583020					
Bottom Cutter	6.3	4.8	1583010					



Spare Parts:



Arbor & Nut  
#190 011 9  
L=108



Ball Bearing  
#191 013 0  
8x22x7



Spacer  
#192 100 0  
0.1x16



Spacer  
#192 013 0  
0.5x16



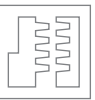
Washer  
#192 011 0  
1x16



Spacer  
#192 015 0  
3x16



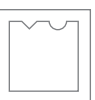
Spacer  
#192 016 0  
6x16



Jointing & Rebating

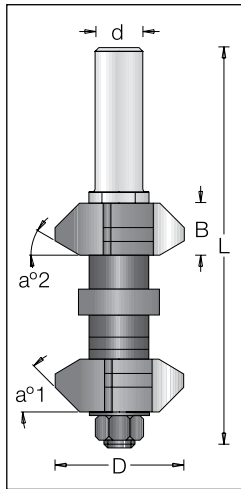


door Frame & Panel



Carving

### Adjustable Set - Chamfer



	a°-1	a°-2	Code No.	øD	B Max	L	ød
Complete	45°	30°	1584009	34.8	42/35	108	12
Top Cutter	45°	30°	1584010	34.8			
Bottom Cutter	45°	30°	1584020	34.8			

■ Available upon request

#### Spare Parts:



Arbor & Nut  
#190 011 9  
L=108



Ball Bearing  
#191 013 0  
8x22x7



Washer  
#192 011 0  
1x16



Spacer  
#192 016 0  
6x16



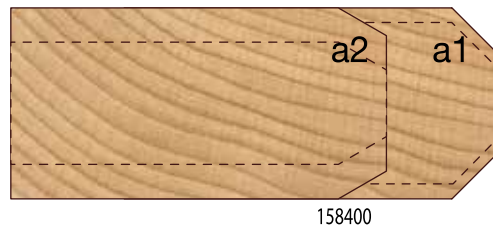
Spacer  
#192 015 0  
3x16



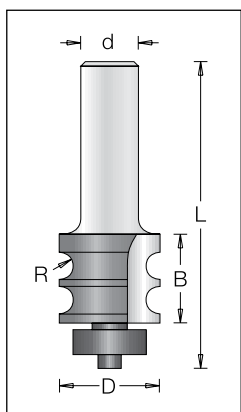
Spacer  
#192 013 0  
0.5x16



Spacer  
#192 100 0  
0.1x16



### Double Bead Bit




øD	R	Code No.	B	L	ød
22.2	3	1243089	19.1	69	12

#### Spare Parts:



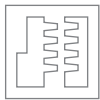
Ball Bearing  
#191 010 0  
5x16x5



Grooving & Sizing



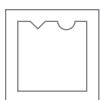
Profiling & Chamfering



Jointing & Rebating

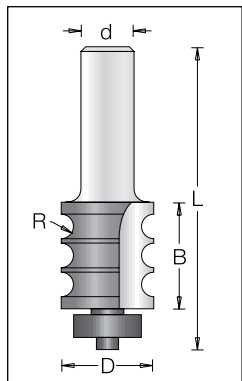


door Frame & Panel



Carving

### Triple Bead Bit



øD	R	Code No.	B	L	ød
22.2	3	1243329	25.4	74	12

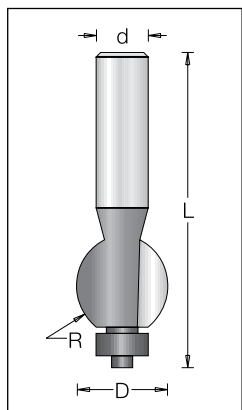
Spare Parts:



Ball Bearing  
#191 010 0  
5x16x5



### Flat Sunk Bead Bit



øD	R	Code No.	B	L	ød
19.1	8.0	1623029	12.7	70	12
22.2	12.0	1623049	19.1	78	12
	19.5	1623059	25.4	85	12
25.4	32.0	1623069	38.1	98	12

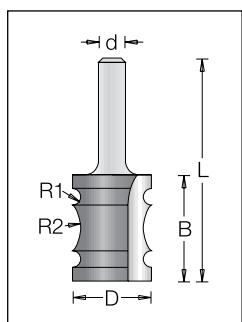
Spare Parts:



Ball Bearing  
#191 007 0  
12.7x4.7x5



### Reed Edge Mould Bit



øD	R1	R2	Code No.	B	L	ød
19.1	2	6	1243093	25.4	55	6



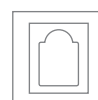
Grooving & Sizing



Profiling & Chamfering



Jointing & Rebating

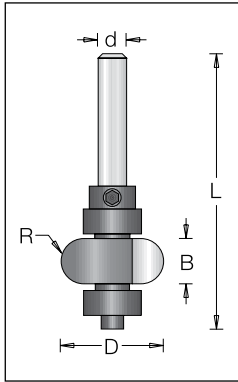


door Frame & Panel



Carving

### Sunk Bead Bit



øD	R	Code No.	B	L	ød
19.1	3.2	1622023	6.4	57	6
22.7	5.0	1622053	10.0	61	6



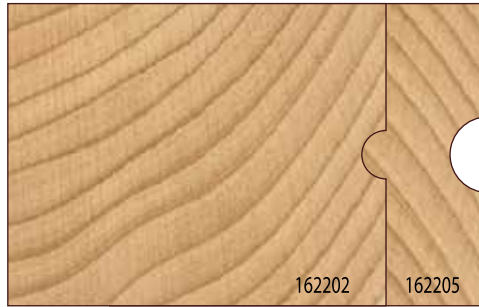
Spare Parts:



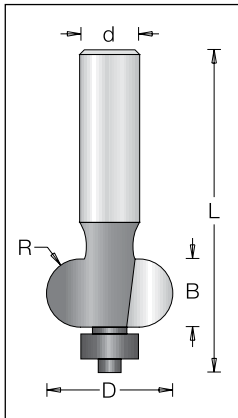
Ball Bearing  
#191 007 0  
12.7x4.7x5



Ball Bearing  
#191 003 0  
12.7x6.3x4.7



### Sunk Bead Bit



øD	R	Code No.	B	L	ød
20.7	4	1620043	8	47	6
22.7	5	1620053	10	49	6
24.7	6	1620063	12	51	6
32.7	10	1620109	20	75	12



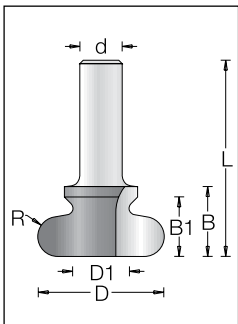
Spare Parts:





Ball Bearing  
#191 007 0  
12.7x4.7x5



### Finger Grip Bit



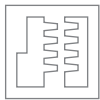
øD	D1	Code No.	B	B1	R	L	ød
19.1	10	1480195	19.1	14.3	4.8	54.5	8
	10	1480199	19.1	14.3	4.8	57.5	12
38.1	17	1480315	21.0	18.0	6.0	53.0	8
	17	1480319	21.0	18.0	6.0	59.0	12
45.0	17	1480379	21.0	17.2	4.8	59.0	12



Grooving & Sizing



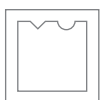
Profiling & Chamfering



Jointing & Rebating



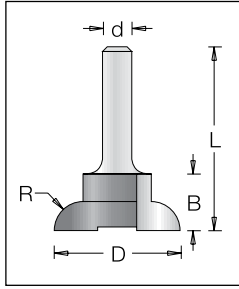
door Frame & Panel



Carving

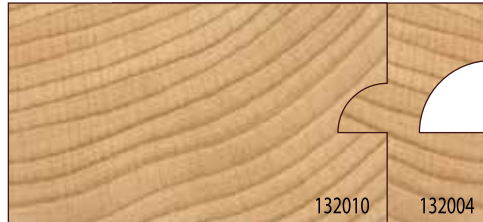


### Finger Grip Bit

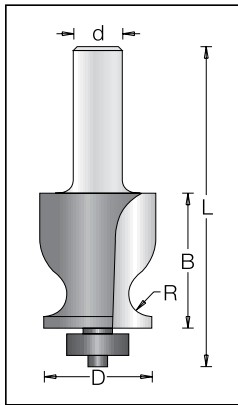


øD	R	Code No.	B	L	ød
28	6.35	1320103 ■	12.7	41	6

■ Available upon request



### Flat Bull Nose Bead Bit

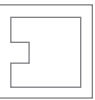


øD	R	Code No.	B	L	ød
30	6	1560449	35	84.5	12

Spare Parts:



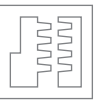
Ball Bearing  
#191 010 0  
5x16x5



Grooving & Sizing

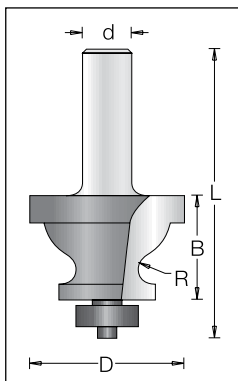


Profiling & Chamfering



Jointing & Rebating

### Bull Nose Mould Bit




øD	R	Code No.	B	L	ød
40	4	1560539	27	76	12

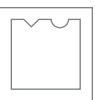
Spare Parts:



Ball Bearing  
#191 010 0  
16x5x5

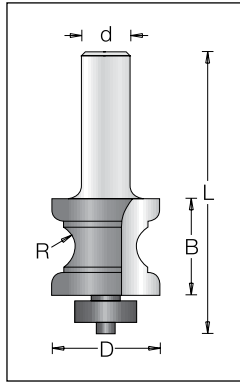


door Frame & Panel



Carving

### Profile Edge Mould Bit



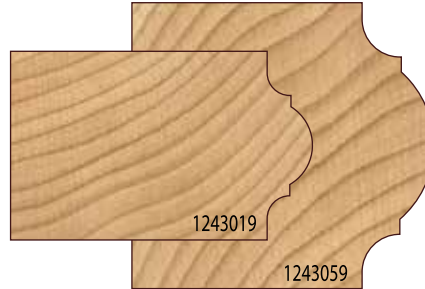
øD	R	Code No.	B	L	ød
28	6	1243019	25	74	12
32	8	1243049	30	79	12
35	13	1243059	40	89	12

■ Available upon request

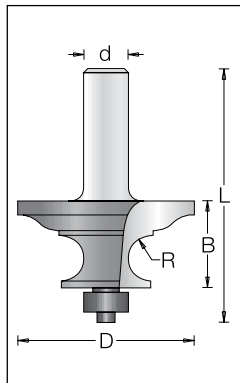
Spare Parts:



Ball Bearing  
#191 010 0  
16x5x5



### Classic Corner Bead Bit



øD	R	Code No.	B	L	ød
50.8	6.5	1560409	25.4	75	12

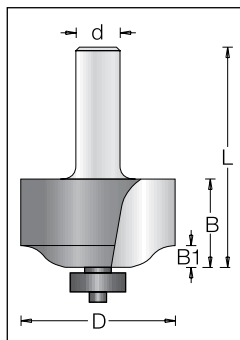
Spare Parts:



Ball Bearing  
#191 007 0  
12.7x4.7x5



### Frame Edge Profiling Bit





øD	Code No.	B	B1	L	ød
45	1563069	25.4	6.35	75	12

Spare Parts:



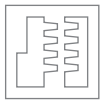
Ball Bearing  
#191 006 0  
15.9x4.7x5



Grooving & Sizing



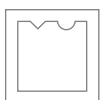
Profiling & Chamfering



Jointing & Rebating

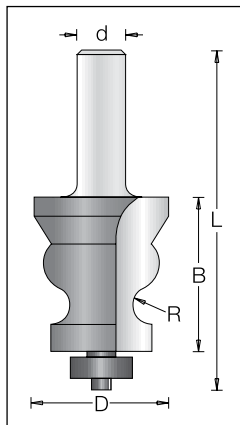


door Frame & Panel



Carving

### Plant Mould Bit




$\varnothing D$	R	Code No.	B	L	$\varnothing d$
35	5	1560479	38.1	87	12

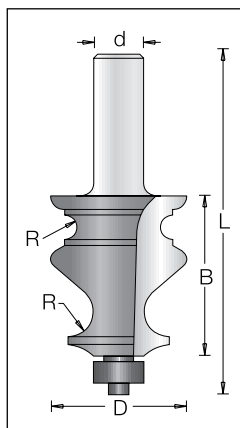
Spare Parts:



Ball Bearing  
#191 010 0  
16x5x5



### Face Moulding Bit



$\varnothing D$	R1	R2	Code No.	B	L	$\varnothing d$
34.7	6.5	3.2	1563019	41.5	90.5	12

Spare Parts:



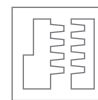
Ball Bearing  
#191 007 0  
12.7x4.7x5



Grooving & Sizing



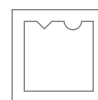
Profiling & Chamfering



Jointing & Rebating

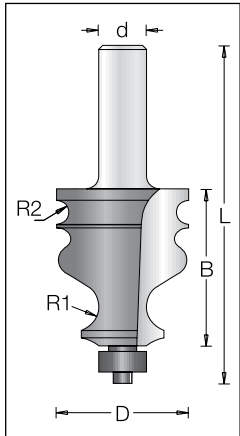


door Frame & Panel



Carving

### Face Moulding Bit



øD	R1	R2	Code No.	B	L	ød
35	6.5	3.2	1563029	41.5	91	12

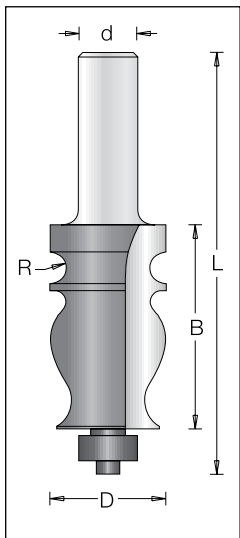
Spare Parts:



Ball Bearing  
#191 007 0  
12.7x4.7x5



### Face Moulding Bit





øD	R	Code No.	B	L	ød
25.4	3.5	1560219	45	94	12

Spare Parts:



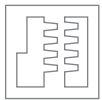
Ball Bearing  
#191 007 0  
12.7x4.7x5



Grooving  
& Sizing



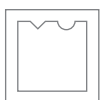
Profiling &  
Chamfering



Jointing &  
Rebating



door Frame  
& Panel

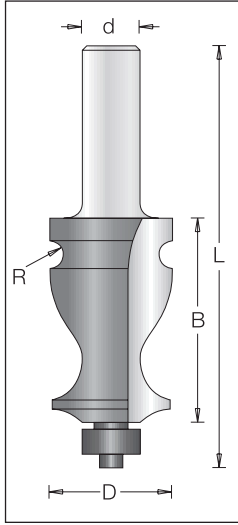


Carving

# Router Bits

## Profiling & Chamfering

### Face Moulding Bit



øD	R	Code No.	B	L	ød
27	3	1560139	45	94	12

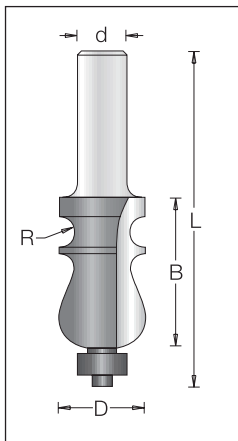
Spare Parts:



Ball Bearing  
#191 007 0  
12.7x4.7x5



### Face Moulding Bit

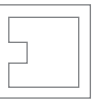
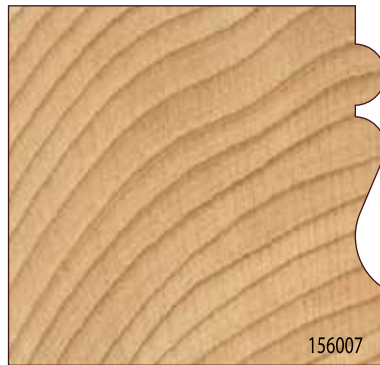


øD	R	Code No.	B	L	ød
22	4	1560079	38	87	12

Spare Parts:



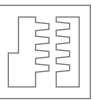
Ball Bearing  
#191 007 0  
12.7x4.7x5



Grooving & Sizing



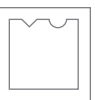
Profiling & Chamfering



Jointing & Rebating

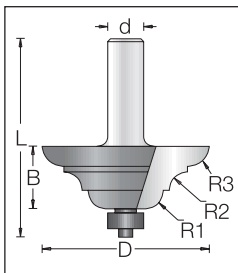


Door Frame & Panel



Carving

### Classical Elegant Mould Bit




øD	R1	R2	R3	Code No.	B	L	ød
59	6.5	6.5	7.5	1650109	22	71	12

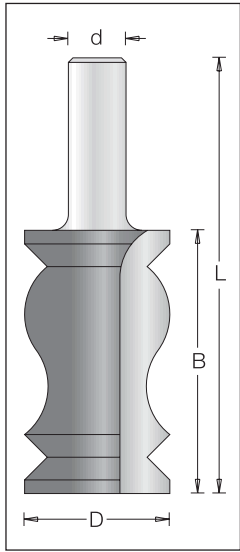
Spare Parts:



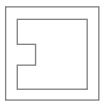
Ball Bearing  
#191 007 0  
12.7x4.7x5



### Cornice Profiling Bit



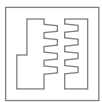
$\varnothing D$	B	Code No.	L	$\varnothing d$
32	58	1560089	96	12



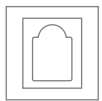
Grooving & Sizing



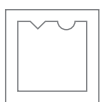
Profiling & Chamfering



Jointing & Rebating

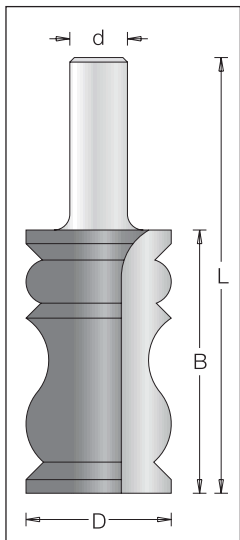


Door Frame & Panel




Carving

### Cornice Profiling Bit



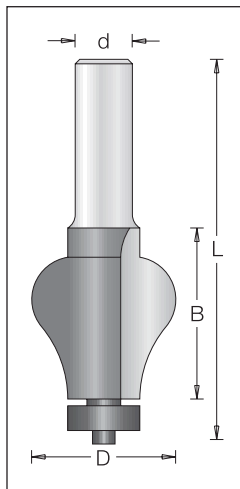
$\varnothing D$	B	Code No.	L	$\varnothing d$
31.4	58	1560039	96	12



# Router Bits

## Profiling & Chamfering

### Handrail Bit



$\varnothing D$	B	Code No.	L	$\varnothing d$
32	38	1630119	87	12

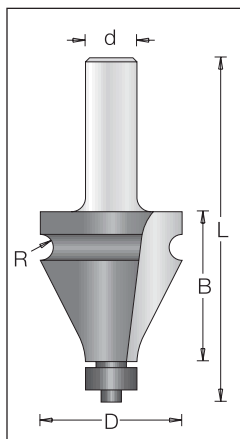
Spare Parts:



Ball Bearing  
#191 010 0  
5x16x5



### Handrail Bit

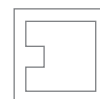


$\varnothing D$	R	B	Code No.	L	$\varnothing d$
35	3.2	37	1630049	86	12

Spare Parts:



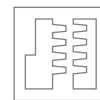
Ball Bearing  
#191 007 0  
12.7x4.7x5



Grooving  
& Sizing

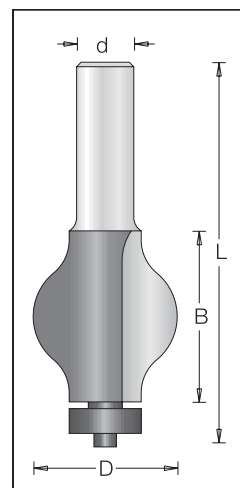


Profiling &  
Chamfering



Jointing &  
Rebating

### Handrail Bit



$\varnothing D$	B	Code No.	L	$\varnothing d$
32	38	1630129	87	12

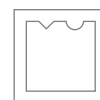
Spare Parts:



Ball Bearing  
#191 010 0  
16x5x5

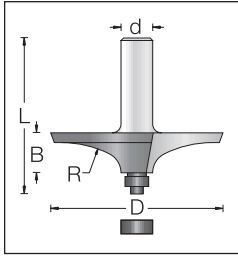


Door Frame  
& Panel




Carving

### Thumbnail Bit



øD	R	B	Code No.	L	ød	n	
69.2	43	16	1092289	76	12	18,000	A
	43	16	1192289	74	12	18,000	B

Max. RPM



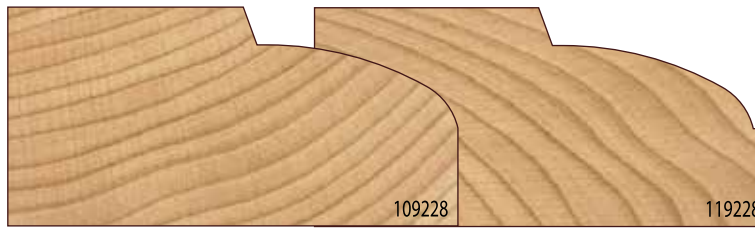
Spare Parts:



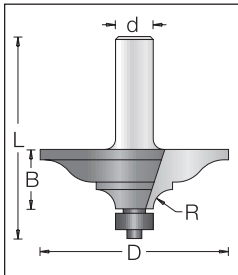
A. Ball Bearing  
#191 007 0  
12.7x4.7x5



B. Ball Bearing  
#191 004 0  
9.5x4.7x3



### Classical Bit



øD	R	B	Code No.	L	ød
63.5	6.5	20	1650079	79	12

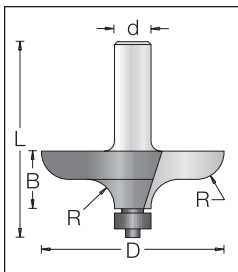
Spare Parts:



Ball Bearing  
#191 007 0  
12.7x4.7x5



### Traditional Bit




øD	R	B	Code No.	L	ød
63.5	9.5	20	1650049	79	12

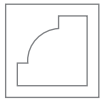
Spare Parts:



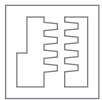
Ball Bearing  
#191 007 0  
12.7x4.7x5




Grooving & Sizing



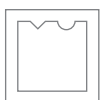
Profiling & Chamfering



Jointing & Rebating



Door Frame & Panel



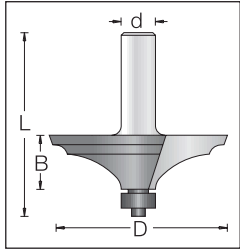
Carving



# Router Bits

## Door Frame & Panel

### Classic Elegant Bit



$\varnothing D$	B	Code No.	L	$\varnothing d$	n
66	20	1650139	79	12	18,000

Max. RPM

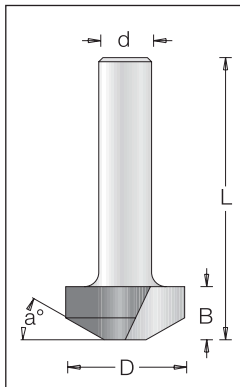
Spare Parts:




Ball Bearing  
#191 007 0  
12.7x4.7x5



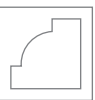
### Raised Panel Bit



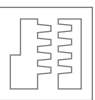
$\varnothing D$	a	B	Code No.	L	$\varnothing d$
28.6	30°	12.7	1290019	69	12



Grooving & Sizing

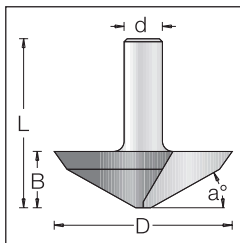


Profiling & Chamfering





Jointing & Rebating

### Raised Panel Bit

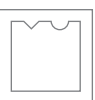


$\varnothing D$	a	B	Code No.	L	$\varnothing d$	n
67.7	25°	19.1	1291079	67	12	18,000

Max. RPM

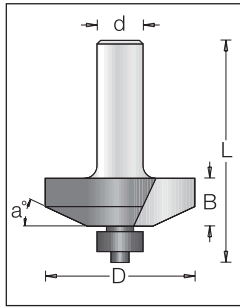


Door Frame & Panel



Carving

### Raised Panel Bit



øD	a	B	Code No.	L	ød
41.3	25°	12.7	1230019	62	12

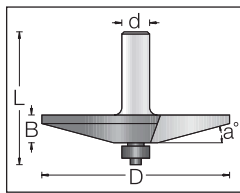
Spare Parts:



Ball Bearing  
#191 007 0  
12.7x4.7x5



### Raised Panel Bit




øD	a	B	Code No.	L	ød	n
85.8	15°	12.7	1221049	71	12	16,000

Max. RPM

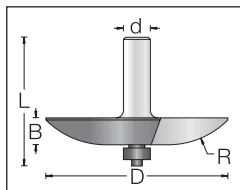
Spare Parts:



Ball Bearing  
#191 007 0  
12.7x4.7x5



### Raised Panel Bit

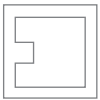



øD	R	B	Code No.	L	ød	n
85.8	40	12.7	1222079	71.5	12	16,000

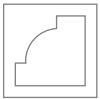
Spare Parts:



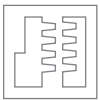
Ball Bearing  
#191 007 0  
12.7x4.7x5




Grooving & Sizing



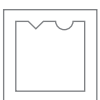
Profiling & Chamfering



Jointing & Rebating



Door Frame & Panel

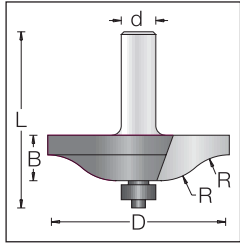


Carving

# Router Bits

## Door Frame & Panel

### Raised Panel Bit




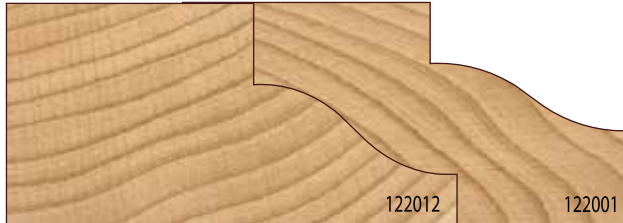
$\varnothing D$	R	B	Code No.	L	$\varnothing d$	n
66.6	19	17.0	1220019	76.1	12	
85.7	22	15.9	1220129	75.0	12	16,000

Max. RPM

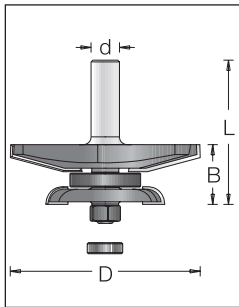
Spare Parts:



Ball Bearing  
#191 007 0  
12.7x4.7x5



### Raised Panel Bit



	$\varnothing D$	a	R	Code No.	B	L	$\varnothing d$	n
Complete	85.8			1229049	27.5	83.4	12	12,000
Profile cutter	85.8	15		1225049	12.7	83.4	12	
Cutter	54.0		7.9	1225010	7.9			

■ Available upon request

Max. RPM

Spare Parts



Ball Bearing  
#191 024 0  
16x8x5



Ball Bearing  
#191 971 0  
31.7x8x6.2



Spacer  
#192 018 0  
1x12



Spacer  
#192 013 5  
0.5x12



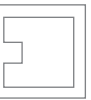

Spacer  
#192 120 0  
0.05x12



Spacer  
#192 115 0  
0.1x12



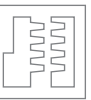
122904



Grooving & Sizing



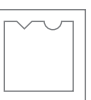
Profiling & Chamfering



Jointing & Rebating

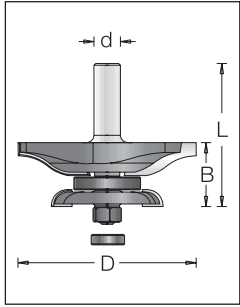


Door Frame & Panel




Carving

### Raised Panel Bit



	øD	B	Code No.	L	ød	n
Complete	85.8	30.7	1229129	87.1	12	12,000
Profile cutter	85.8	15.9	1225129	87.1	12	
Cutter	54.0	7.9	1225010			

Max. RPM



Spare Parts:



Ball Bearing  
#191 024 0  
16x8x5



Ball Bearing  
#191 971 0  
31.7x8x6.2



Spacer  
#192 018 0  
1x12



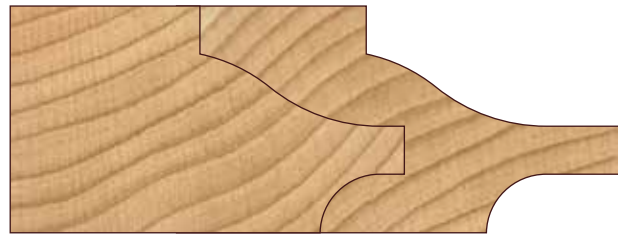
Spacer  
#192 013 5  
0.5x12



Spacer  
#192 120 0  
0.05x12

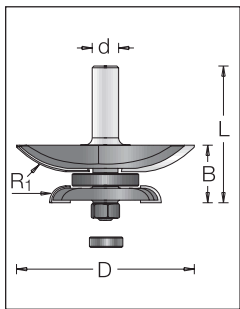


Spacer  
#192 115 0  
0.1x12



122912

### Raised Panel Bit



	øD	R	R1	Code No.	B	L	ød	n
Complete	85.8			1229079 ■	27.5	83.4	12	12,000
Profile cutter	85.8	40		1225079 ■	12.7	83.4	12	
Cutter	54.0		7.9	1225010	7.9			

Max. RPM

■ Available upon request

Spare Parts:



Ball Bearing  
#191 024 0  
16x8x5



Ball Bearing  
#191 971 0  
31.7x8x6.2



Spacer  
#192 018 0  
1x12



Spacer  
#192 013 5  
0.5x12




Spacer  
#192 120 0  
0.05x12



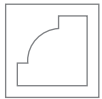
Spacer  
#192 115 0  
0.1x12



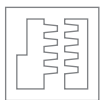
122907




Grooving & Sizing



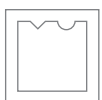
Profiling & Chamfering



Jointing & Rebating

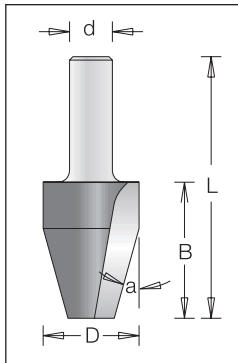


Door Frame & Panel




Carving

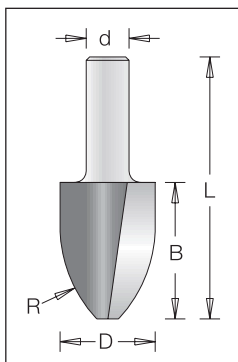
### Vertical Paneling Bit




$\varnothing D$	B	Code No.	a	L	$\varnothing d$
28.6	41.3	1224099	15	79.3	12



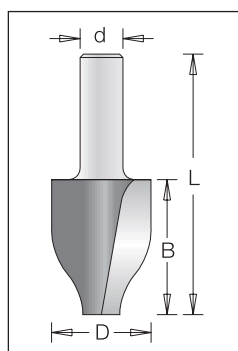
### Vertical Paneling Bit




$\varnothing D$	B	Code No.	R	L	$\varnothing d$
28.6	41.3	1224079	40	79.3	12



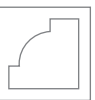
### Vertical Paneling Bit



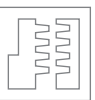
$\varnothing D$	B	Code No.	L	$\varnothing d$
30	41.3	1224089	79.3	12



Grooving & Sizing



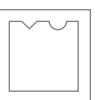
Profiling & Chamfering



Jointing & Rebating

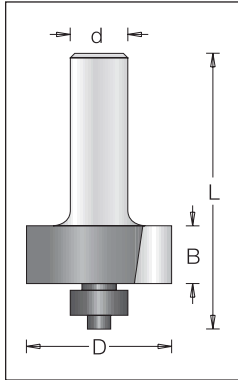


Door Frame & Panel



Carving

### Rebating Bit



øD	B	Code No.	t	L	ød	
24.0	12.7	1140053	4.0	53.0	6	B
	12.7	1140013	9.5	51.5	6	A
31.8	12.7	1140015	9.5	55.0	8	A
	12.7	1140019	9.5	61.0	12	A
	12.7	1140063	11.1	52.0	6	A
35.0	12.7	1140065	11.1	55.0	8	A
	12.7	1140069	11.1	61.3	12	A



Spare Parts:



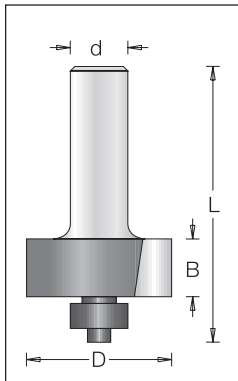
A. Ball Bearing  
#191 007 0  
4.7x12.7 x5




B. Ball Bearing  
#191 005 0  
6.3x16x5



### Rebating Bit



øD	B	Code No.	L	ød
35	12.7	1144063	52.0	6
	12.7	1144065	55.0	8
	12.7	1144069	61.3	12



Spare Parts:



A. Ball Bearing  
#191 004 0  
9.5x4.7x3




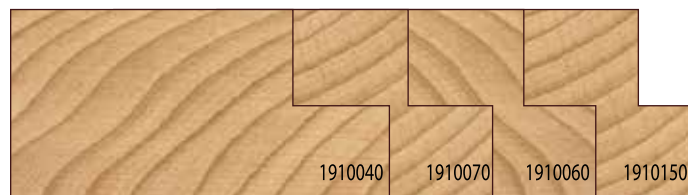
B. Ball Bearing  
#191 007 0  
12.7x4.7x5



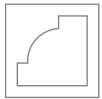
C. Ball Bearing  
#191 006 0  
16x4.7x5



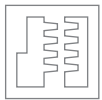
D. Ball Bearing  
#191 015 0  
19x4.7x5




Grooving & Sizing



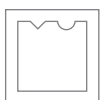
Profiling & Chamfering



Jointing & Rebating

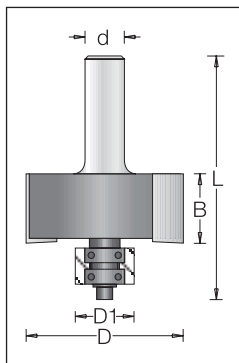


Door Frame & Panel



Carving

### Super - Rebate



$\varnothing D$	B	Code No.	L	$\varnothing d$	t
50.8	22.5	1146109	78	12	15.9



#### Spare Parts:



Ball Bearing  
#191 003 0  
6.3x12.7x4.7



Washer  
#195 001 0  
3.25x7.5x1.0



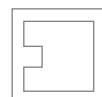
Spacer  
#192 027 0  
6.5x9.5x2.2



Allen screw  
#193 004 0  
NC 5-1/2

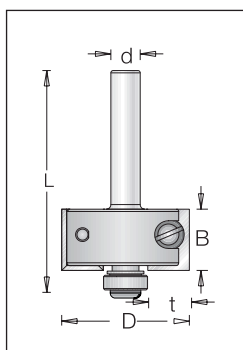


Allen key  
1940010  
3/32




Grooving & Sizing

### Rebating Bit



$\varnothing D$	B	Code No.	t	L	$\varnothing d$
28.6	13.25	E1143205	9.5	51.7	8



#### Spare Parts:



T.C. Blade  
#310 151 3  
13.25x9x1.5



Ball Bearing  
#191 004 0  
9.5x4.7x3



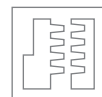
screw  
#193 035 5  
M3x4



screw  
#193 035 6  
M3x8



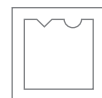
Profiling & Chamfering



Jointing & Rebating

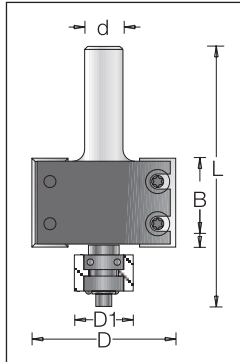


Door Frame & Panel



Carving

### Super - Rebate



øD	B	Code No.	L	ød	t
38.1	12	1143019	66	12	12
50.8	29.5	1143109	84	12	15.9



#### Spare Parts:



T.C. Blade  
#310 121 2  
12x12x1.5



Ball Bearing  
#191 003 0  
6.3x12.7x4.7



Washer  
#195 001 0  
3.25x7.5x1.0



Spacer  
#192 027 0  
6.5x9.5x2.2



Allen screw  
#193 004 0  
NC 5-1/2



Allen screw  
#193 148 2  
M4-0.7



Allen key  
1940010  
3/32



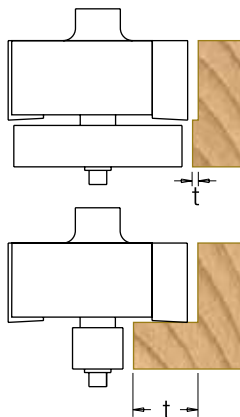
Allen key  
1941015  
T15



T.C. Blade  
#310 723 0  
12x29.5x1.5




Ball Bearing  
#191 003 0  
6.3x12.7x4.7



øD1	Code No.	t
47.6	1929900	1.6
44.4	1929890	3.2
41.3	1929880	4.7
38.9	1929950	5.9
38.1	1929870	6.3
34.9	1929860	7.9
32.5	1929940	9.1
31.7	1929850	9.5
28.6	1929840	11.1
27.0	1929930	11.9
25.4	1929830	12.7
22.2	1929820	14.3
20.6	1929920	15.1
19.0	1929810	15.9
15.9	1929800	17.4
14.3	1929910	18.2

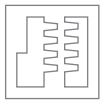
14.3	22.2	31.7	38.9
15.9	25.4	32.5	41.3
19.0	27.0	34.9	44.4
20.6	28.6	38.1	47.6



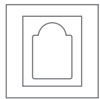
Grooving & Sizing



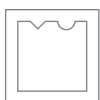
Profiling & Chamfering



Jointing & Rebating



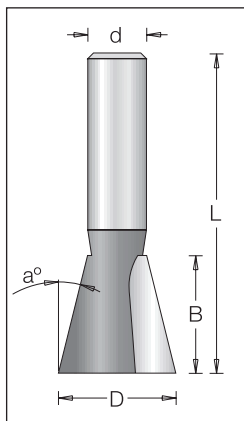
Door Frame & Panel



Carving



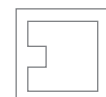
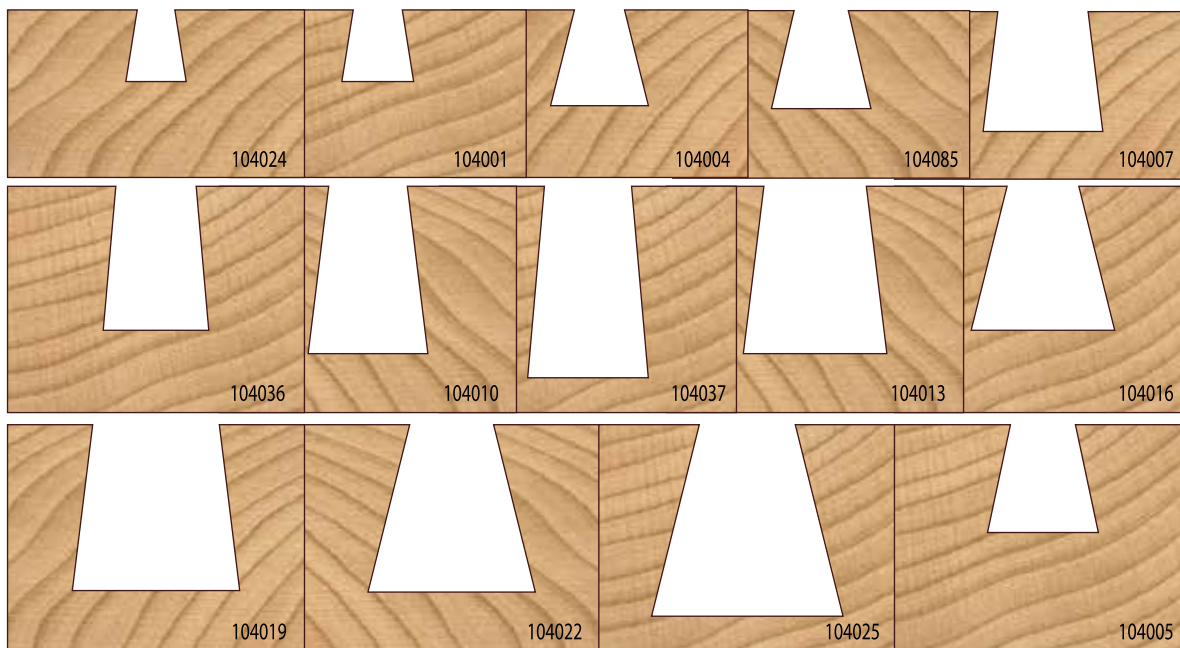
### Dovetail Bit



øD	a	B	Code No.	L	ød
8.0	9°	9.5	1040243*	63.5	6
9.5	9°	9.5	1040013	42.0	6
	9°	9.5	1040015	47.0	8
12.7	14°	12.7	1040043	44.5	6
	14°	12.7	1040045	49.0	8
13.2	13°	13.0	1040853	55.5	6
15.9	7°	15.9	1040073	44.5	6
9.5	9°	9.5	1040019	54.0	12
12.7	14°	12.7	1040049	60.0	12
14.0	5°	19.1	1040369	64.0	12
15.9	7°	22.2	1040109	65.0	12
	5°	25.4	1040379	68.0	12
19.1	7°	22.2	1040139	65.0	12
	14°	19.1	1040169	65.0	12
22.2	7°	22.2	1040199	60.0	12
	14°	22.2	1040229	67.0	12
25.4	14°	25.4	1040259	69.5	12
14.7	12°	14.3	1040053	58.0	6
	12°	14.3	1040055	61.0	8



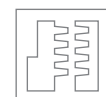
⚠ \* Solid Carbide



Grooving & Sizing



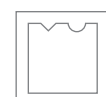
Profiling & Chamfering



Jointing & Rebating

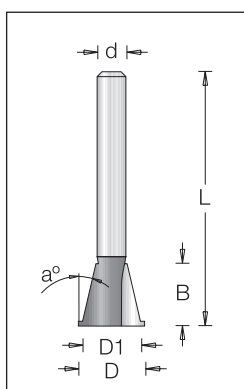


Door Frame & Panel




Carving

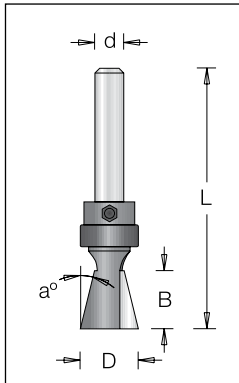
### Spurs Dovetail Bit



øD	øD1	a	Code No.	B	L	ød
14.3	12.7	13°	1040863	13.5	55	6
	12.7	13°	1040865	13.5	58	8



### Dovetail Bit



øD	a	B	Code No.	L	ød	
12.7	14°	12.7	1042043	56	6	A
14.6	12°	14.0	1042053	60	6	A
8.7	7°	9.5	1042513	58	6	B

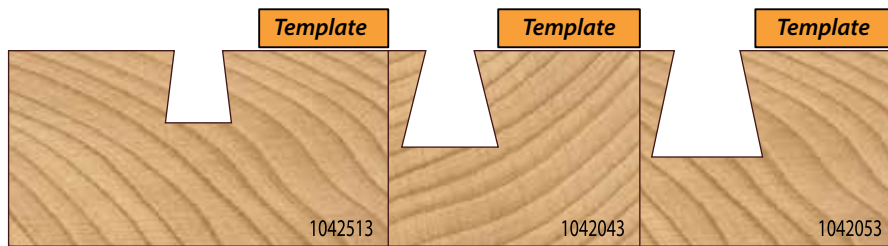
Spare Parts:



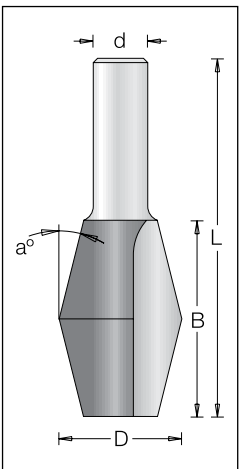
A. Ball Bearing  
#191 007 0  
12.7x6.3x4.7



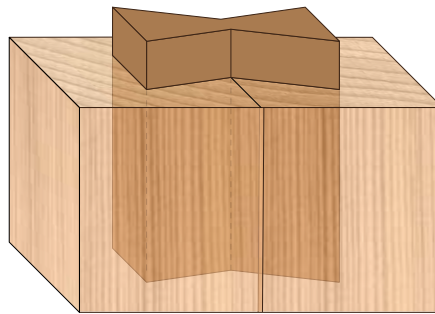
B. Ball Bearing  
#191 005 0  
16x6.3x5



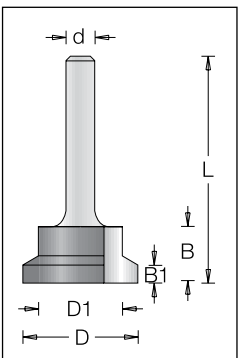
### Butterfly Spline Bit





øD	a	B	Code No.	L	ød
28	14°	46	1670019	84	12



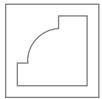
### Locking Drawer Glue Joint



øD	øD1	Code No.	B	B1	L	ød
19.1	12.2	1490013	12.7	4	49	6
25.4	18.5	1490039	12.7	4	49	12



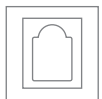
Grooving & Sizing



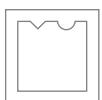
Profiling & Chamfering



Jointing & Rebating



Door Frame & Panel

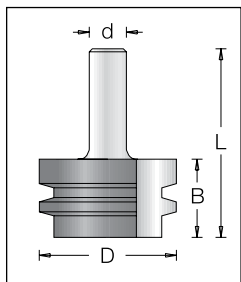


Carving

# Router Bits

Jointing & Rebating

## Glue Joint Bit

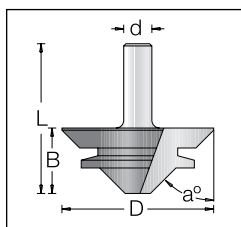


$\varnothing D$	B	Code No.	L	$\varnothing d$
47	28	1490139	66	12



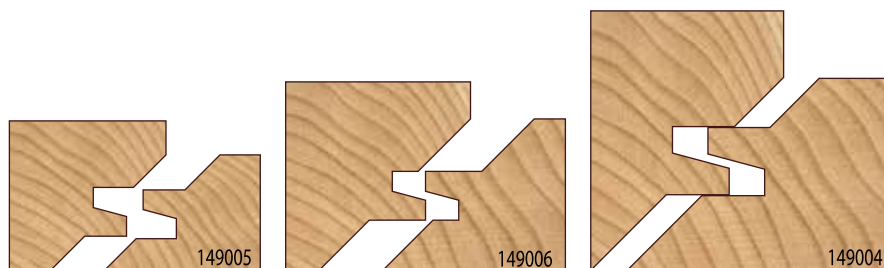
149013

## 45° Lock Mitre Joint Bit

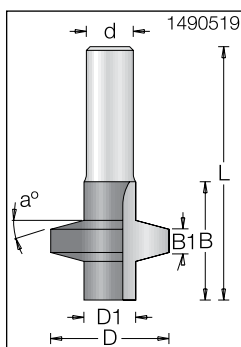


$\varnothing D$	a	B	Code No.	L	$\varnothing d$	n
41.7	45°	16.0	1490053	44.6	6	
44.5	45°	20.0	1490069	58.0	12	
67.0	45°	29.5	1490049	77.5	12	18,000

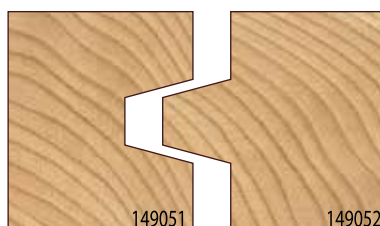
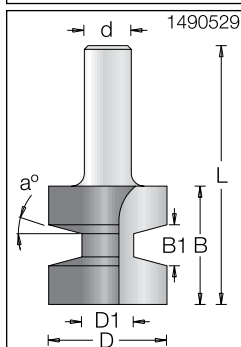
Max.  
RPM



## Wedge & Tongue Bit



$\varnothing D$	$\varnothing D1$	Code No.	a	B	B1	L	$\varnothing d$
32.0	14	1490519	15°	32	6.5	70	12
31.5	14	1490529	15°	32	11.1	70	12



Router Bits



Grooving & Sizing



Profiling & Chamfering



Jointing & Rebating

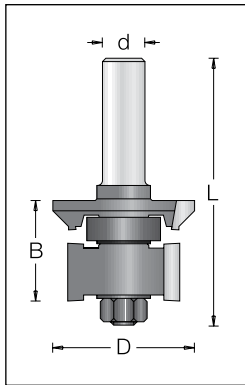
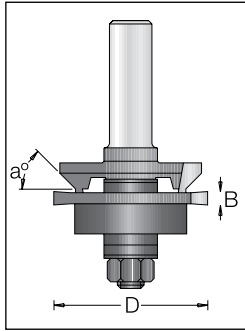


Door Frame & Panel



Carving

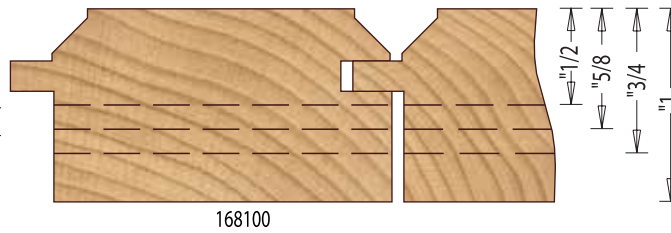
### Tongue & Groove Bevel Set



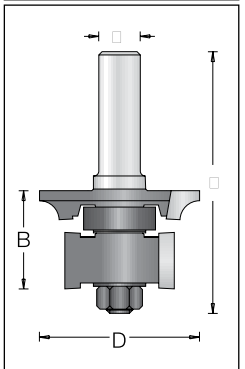
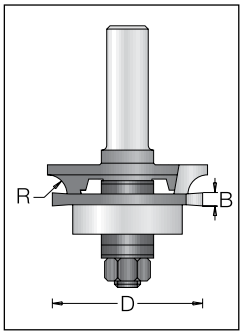
	øD	a	B	Code No.	L	ød
<b>Complete</b>	42.5	45°	30.5	1681009	80	12
<b>Profile Cutter</b>	42.5	45°	9.0	1681010		
<b>Rebating Cutter</b>	33.5		17.5	1680010		
<b>Groover</b>	46.0		4.0	1421040		

Spare Parts:

Arbor & Nut #190 005 9 L=80	Ball Bearing #191 013 0 8x22x7	Ball Bearing #191 945 0 8x33.5x8.6	Washer #192 011 0 1X16	
Spacer #192 015 0 3X16	Spacer #192 013 0 0.5X16	Spacer #192 012 0 0.4X16	Spacer #192 100 0 0.1X16	
Spacer #192 050 0 0.05X16				



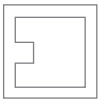
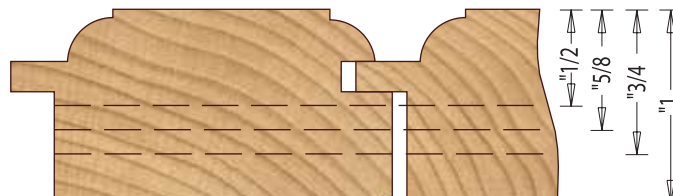
### Tongue & Groove Round Set



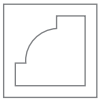
	øD	R	Code No.	B	L	ød
<b>Complete</b>	49.0	6	1682009	30.5	80	12
<b>Profile Cutter</b>	49.0	6	1682010	9.0		
<b>Rebating Cutter</b>	33.5		1680010	17.5		
<b>Groover</b>	46.0		1421040	4.0		

Spare Parts:

Arbor & Nut #190 005 9 L=80	Ball Bearing #191 013 0 8x22x7	Ball Bearing #191 945 0 8x33.5x8.6	Washer #192 011 0 1x16	
Spacer #192 015 0 3x16	Spacer #192 100 0 0.1x16	Spacer #192 050 0 0.05x16	Spacer #192 013 0 0.5x16	Spacer #192 012 0 0.4x16



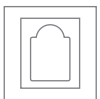
Grooving & Sizing



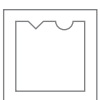
Profiling & Chamfering



Jointing & Rebating

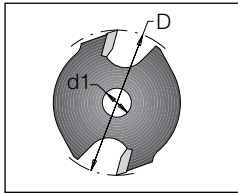
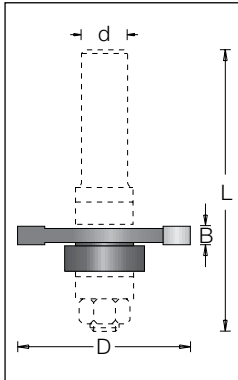


Door Frame & Panel

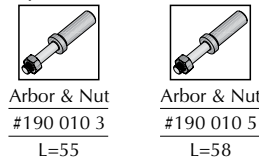


Carving

### Slotting Cutter




Spare Parts:

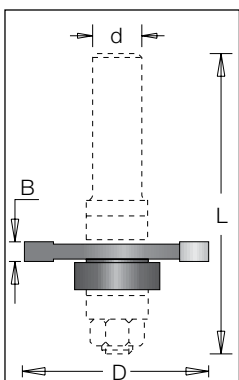
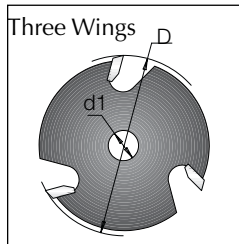
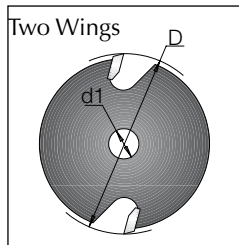


$\varnothing D$	$\varnothing d1$	B	Code No.
40	6.35	1.5	1083010
	6.35	2.0	1083020
	6.35	2.5	1083030
	6.35	3.0	1083040
	6.35	4.0	1083050
	6.35	5.0	1083060
	6.35	6.0	1083070
40	6.0	1.5	1082010*
	6.0	2.0	1082020*
	6.0	2.5	1082030*
	6.0	3.0	1082040*
	6.0	4.0	1082050*
	6.0	5.0	1082060*
	6.0	6.0	1082070*

**!** The Code No. refers to slotting cutters only. If you wish to order slotting cutters assembled on the arbor, change the last digit of the catalogue number according to the following arbor shaft sizes: 3=6.0mm, 4=1/4", 5=8.0mm, 8=1/2", 9=12mm.



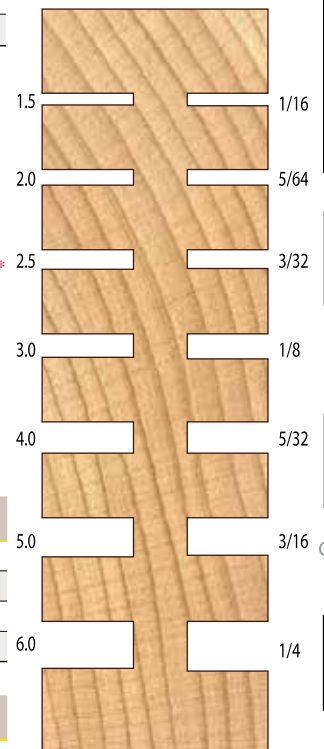
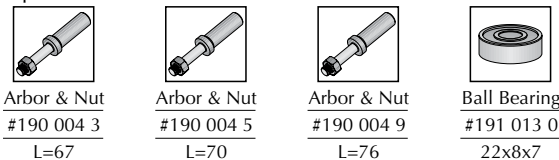
### Slotting Cutter



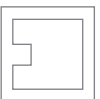
$\varnothing D$	$\varnothing d1$	B	Code No.
47.6	7.94	3	1080600
	7.94	4	1080630
	7.94	5	1080670
	7.94	6	1080700
47.6	7.94	1.5	1080730
	7.94	2.0	1080760
	7.94	2.5	1080790
	7.94	3.0	1080820
	7.94	4.0	1080850
	7.94	5	1080880
	7.94	6	1080910

**!** The Code No. refers to slotting cutters only. If you wish to order slotting cutters assembled on the arbor, change the last digit of the catalogue number according to the following arbor shaft sizes: 3=6.0mm, 4=1/4", 5=8.0mm, 8=1/2".

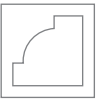
Spare Parts:



Router Bits



Grooving & Sizing



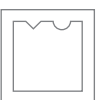
Profiling & Chamfering



Joining & Rebating

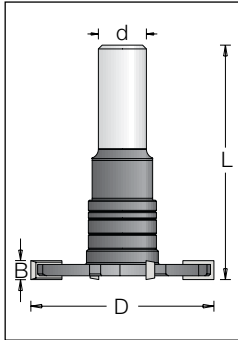


Door Frame & Panel

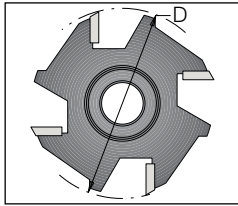


Carving

### Slotting Cutter (Flat Installation)



$\varnothing D$	Set No.	B	Z	L	$\varnothing d$	Cutter Code No.
40	1086109	10.0	2	61	12	1086100
	5550379	2.0	4	61	12	5550370
	1086519	2.5	4	61	12	1086510
50	1086529	3.0	4	61	12	1086520
	1086539	4.0	4	61	12	1086530
	1086549	5.0	4	61	12	1086540
	1086559	6.0	4	61	12	1086550



Spare Parts:



Arbor  
#190 063 9  
L=61xM12



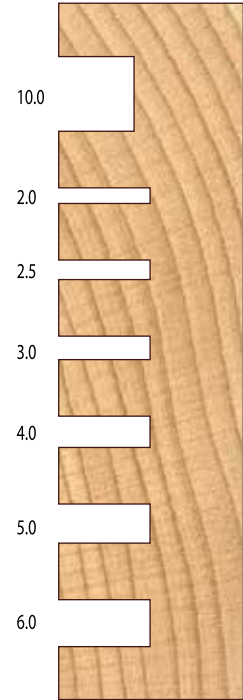

Washer  
#192 134 0  
18x12x4



Washer  
#192 132 0  
18x12x2



Washer  
#192 133 0  
18x12x3

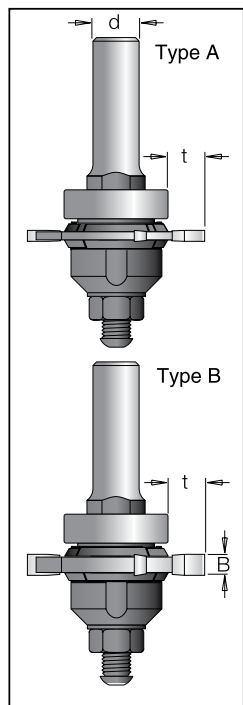


1086



### Adjustable Slotting System

**PATENTED**



Type	D	B	Code No.	L	t	d
A	50	3.0-5.5	1084609	84.6	10.7	12
A	50	3.0-5.5	1084605	78.5	10.7	8
B	50	5.0-5.5	1084659	88.9	10.7	12
B	50	5.0-5.5	1084655	82.8	10.7	8

PAT. PEND. No. 149909I

- Easy and simple adjustment.
- Continuous width adjustment.
- Shorter setup time.
- Laser etched scale of 0.05mm.


PAT. PEND. No. 149909IL



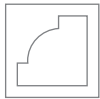
108460



108465



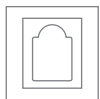
Grooving & Sizing



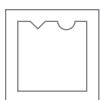
Profiling & Chamfering



Jointing & Rebating

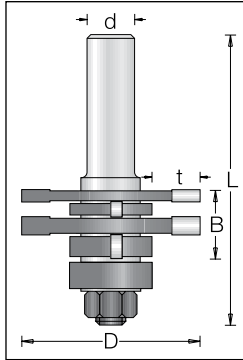


Door Frame & Panel



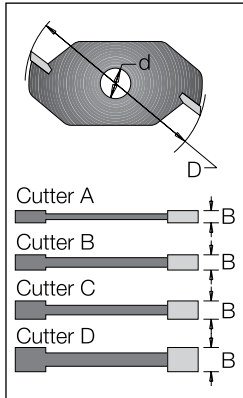
Carving

### Quadriset - Slotting Cutter



	øD	B	Code No.	t	L	ød
<b>Complete</b>	47.6	5.7-18.0	1084009	12.8	76.2	12.0
<b>Cutter A</b>	47.6	3.2	1080100			7.94
<b>Cutter B</b>	47.6	4.0	1080130			7.94
<b>Cutter C</b>	47.6	4.8	1080160			7.94
<b>Cutter D</b>	47.6	6.3	1080190			7.94

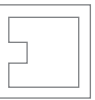
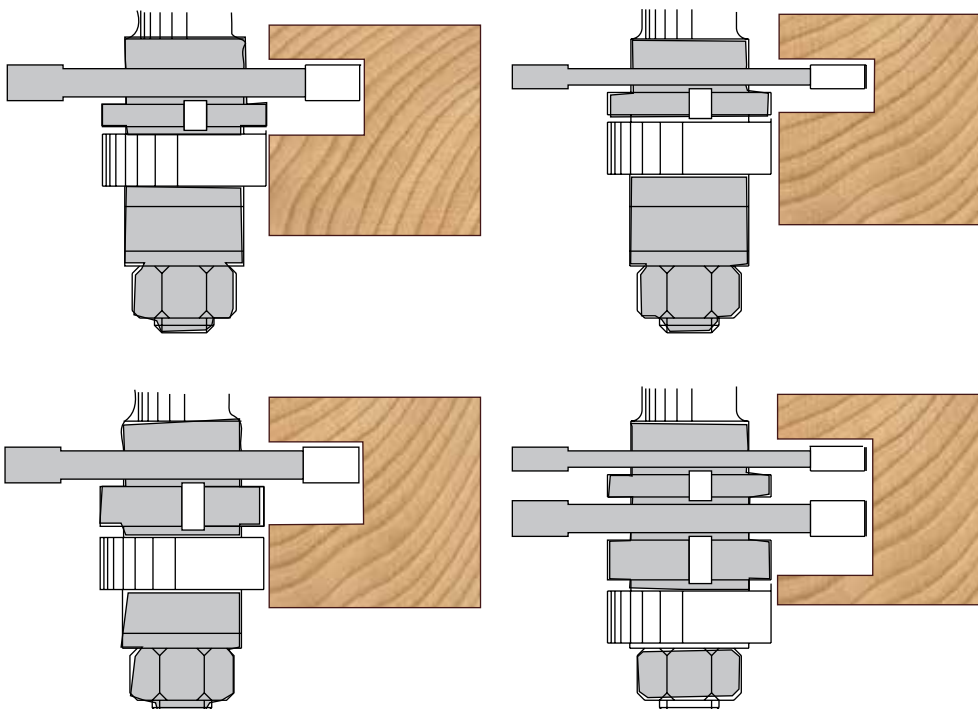
**⚠** Recommended combination for varying cutting width. If intermediate cutting widths are required, shims are added or removed accordingly.



#### Spare Parts:

Arbor & Nut #190 006 9 L=76	Ball Bearing #191 013 0 8x22x7	Washer #192 011 0 1x15
Spacer #192 016 0 6x16	Spacer #192 013 0 0.5x16	Spacer #192 100 0 0.1x16


Width mm	5.7	6	7	8	9	10	11	12	13	14	15	16	17	18
<b>Cutter</b>	A	A	A	A	C	C	C	B	B	A	A	A	A	A
<b>Shims</b>		0.3	1	0.7	0.4	1.4	2.4	0.4	4	1	0.4	1.4	1.4	1.5
<b>Cutter</b>	B	B	C	D	D	D	D	C	C	B	B	B	B	B
<b>Shims</b>								1	1.4	0.3	1.3	1.3	1.3	1.8
<b>Cutter</b>								D	D	C	C	C	C	C
<b>Shims</b>										1	1	1	2	2.5
<b>Cutter</b>										D	D	D	D	D



Grooving & Sizing



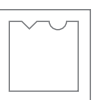
Profiling & Chamfering



Jointing & Rebating

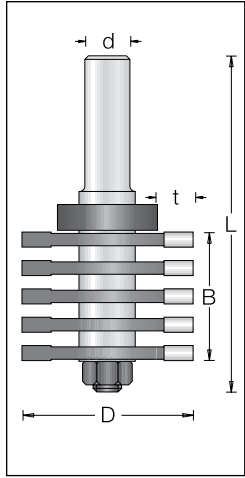


Door Frame & Panel



Carving

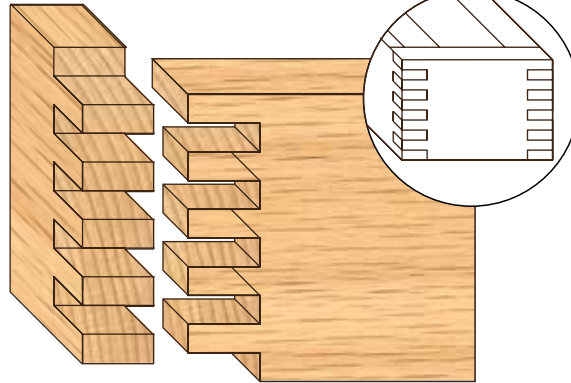
### Combi Joint Set



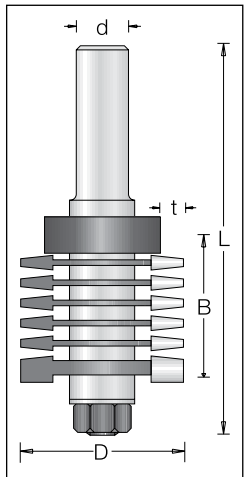
øD	Code No.	B	t	L	ød
47.6	Complete 1089019	36	9.3	96	12
47.6	Cutters 1080850	4.0			

Spare Parts:

Delrin Set #191 950 0 8x28x8.5	Delrin Set #191 951 0 8x29x8.5	Delrin Set #191 952 0 8x34x8.5	Arbor & Nut #190 009 9 L=96		
Washer #192 011 0 8x15.9x1	Spacer #192 029 0 5.3x16	Spacer #192 013 0 0.5x16	Spacer #192 100 0 0.1x16	Spacer #192 050 0 0.05x16	




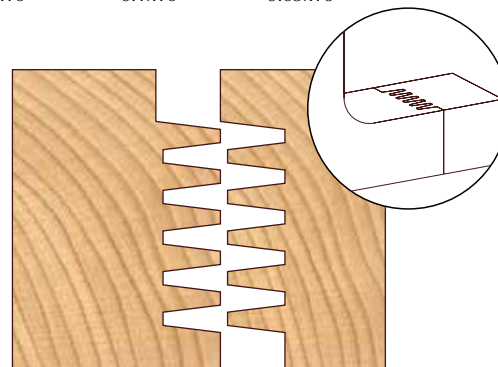
### Two Wings Finger Joints Set



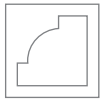
	øD	B	Code No.	t	L	ød
Complete	39.5	33	1089009	5.75	96	12
Cutter A (x5)	39.5	1.85	1089030			
Cutter B (x1)	39.1	5.5	1089200			

Spare Parts:

Arbor & Nut #190 040 9 L=96	Ball Bearing #191 016 0 8x28x7	Washer #192 011 0 8x16x1.0	Spacer #192 016 0 6x16		
Spacer #192 020 0 3.4x16	Spacer #192 011 0 1x16	Spacer #192 013 0 0.5x16	Spacer #192 100 0 0.1x16	Spacer #192 050 0 0.05x16	



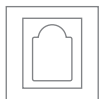
Grooving & Sizing



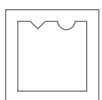
Profiling & Chamfering



Jointing & Rebating



Door Frame & Panel



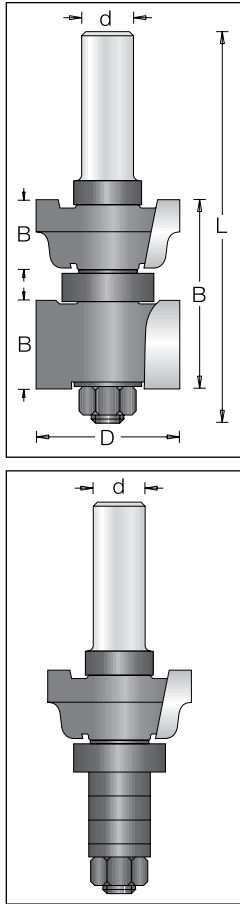
Carving



# Router Bits

## Door Frame & Panel

### Lambs Tongue Sash Bar Set



$\varnothing D$		Code No.	B	L	$\varnothing d$	n
35	Complete	1330209	47	96	12	16,000
35	Profile Cutter	1332010	17			
35	Rebating Cutter	1332040	22			

Max. RPM

#### Spare Parts:



Arbor & Nut  
#190 009 9  
L=96



Ball Bearing  
#191 013 0  
8x22x7



Spacer  
#192 011 0  
8x16x1.0



Spacer  
#192 016 0  
6x16



Spacer  
#192 015 0  
3x16



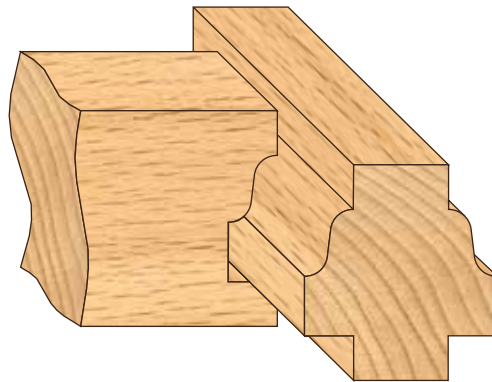
Spacer  
#192 013 0  
0.5x16



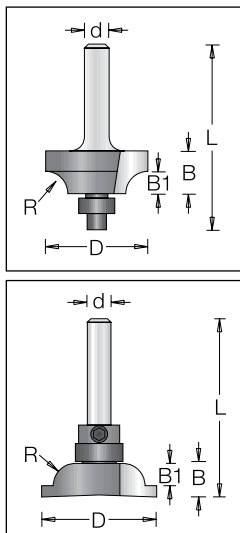
Spacer  
#192 100 0  
0.1x16



Spacer  
#192 050 0  
0.05x16



### Set of Stile & Rail Bit



$\varnothing D$	Code No.	B	B1	R	L	$\varnothing d$	
<b>Set No. 1490753</b>							
27.5	1490733	11.5	6	6	50	6	A
30.7	1492743	9.0	6	6	47	6	B


#### Spare Parts:



A. Ball Bearing  
#1910010  
9.5x3x4



B. Ball Bearing  
#1910030  
12.7x6.3x4.7



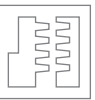
Router Bits



Grooving & Sizing



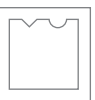
Profiling & Chamfering



Jointing & Rebating

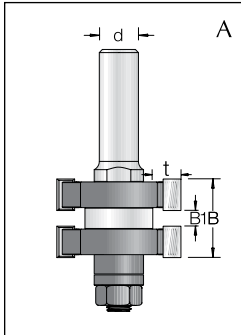



Door Frame & Panel

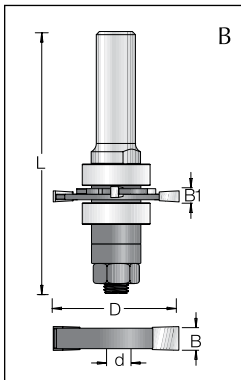


Carving

### Tongue & Groove Classic Set



	øD	B	Code No.	t	L	ød
<b>Complete</b>			<b>1450179</b>	<b>9.5</b>		<b>12</b>
<b>Cutter A</b>	<b>41</b>		<b>1450199</b>		<b>85</b>	<b>12</b>
<b>Cutter B</b>	<b>41</b>		<b>1450189</b>		<b>85</b>	<b>12</b>
<b>Cutter A</b>				<b>9.5</b>		
<b>Groover</b>	<b>41</b>	<b>10.2</b>	<b>1430140</b>			
<b>Groover</b>	<b>41</b>	<b>10.2</b>	<b>1430140</b>			
<b>Cutter B</b>				<b>9.5</b>		
<b>Groover</b>	<b>41</b>	<b>3.5</b>	<b>1430120</b>			
<b>Groover</b>	<b>41</b>	<b>3.5</b>	<b>1430120L</b>			
<b>Groover</b>	<b>41</b>	<b>7.35</b>	<b>1430130</b>			



Spare Parts:



Arbor & Nut  
#190 017 9  
L=85



Ball Bearing  
#191 013 0  
8x22x7




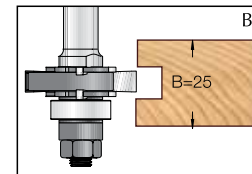
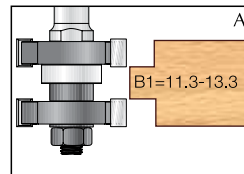
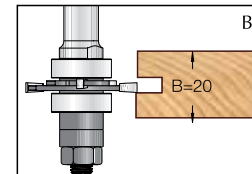
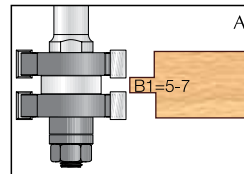
Washer  
#192 025 0  
3.6x16



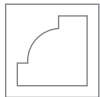
Spacer  
#192 035 0  
6.35x16



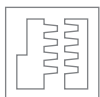
Spacer  
#192 011 0  
1x16




Grooving & Sizing



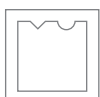
Profiling & Chamfering



Jointing & Rebating

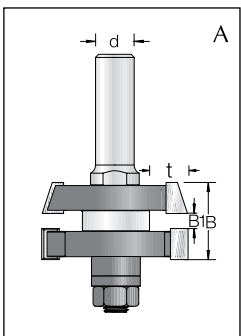



Door Frame & Panel

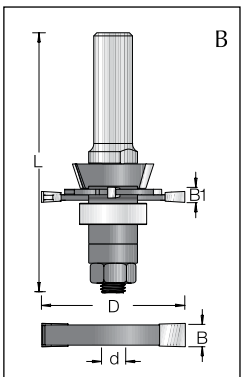


Carving

### Tongue & Groove Classic Set



	øD	B	Code No.	t	L	ød
<b>Complete</b>			<b>1450339</b>	<b>12.7</b>		<b>12</b>
<b>Cutter A</b>	<b>47.4</b>		<b>1450329</b>		<b>85</b>	<b>12</b>
<b>Cutter B</b>	<b>47.4</b>		<b>1450319</b>		<b>85</b>	<b>12</b>
<b>Cutter A</b>				<b>12.7</b>		
<b>Profile Cutter</b>	<b>47.4</b>	<b>10.2</b>	<b>1430160</b>			
<b>Groover</b>	<b>47.4</b>	<b>10.2</b>	<b>1430220</b>			
<b>Cutter B</b>				<b>12.7</b>		
<b>Profile Cutter</b>	<b>26.75</b>	<b>8.0</b>	<b>1430150</b>			
<b>Groover</b>	<b>47.4</b>	<b>3.5</b>	<b>1430230</b>			
<b>Groover</b>	<b>47.4</b>	<b>3.5</b>	<b>1430230L</b>			
<b>Groover</b>	<b>47.4</b>	<b>7.35</b>	<b>1430340</b>			



Spare Parts:



Arbor & Nut  
#190 017 9  
L=85



Ball Bearing  
#191 013 0  
8x22x7



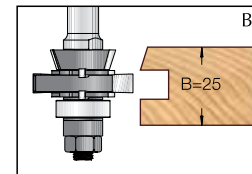
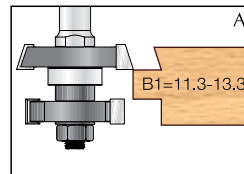
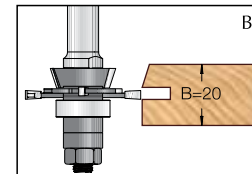
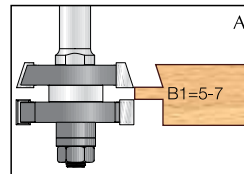
Washer  
#192 020 0  
3.4x16



Spacer  
#192 035 0  
6.35x16



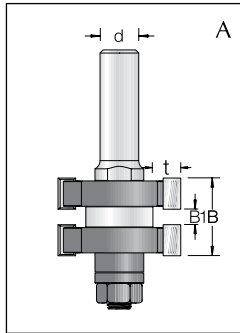
Spacer  
#192 011 0  
1x16



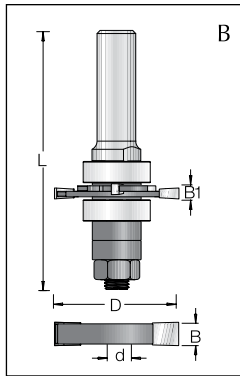

# Router Bits

## Door Frame & Panel

### Tongue & Groove Classic Set



	øD	B	Code No.	t	L	ød
Complete			1450229	12.7		12
Cutter A	47.4		1450209		85	12
Cutter B	47.4		1450219		85	12
Cutter A				12.7		
Groover	47.4	10.2	1430220			
Groover	47.4	10.2	1430220			
Cutter B				12.7		
Groover	47.4	3.5	1430230			
Groover	47.4	3.5	1430230L			
Groover	47.4	7.35	1430340			



#### Spare Parts:



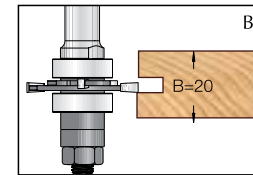
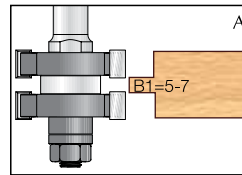
Arbor & Nut  
#190 017 9  
L=85



Ball Bearing  
#191 013 0  
8x22x7



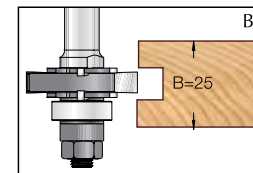
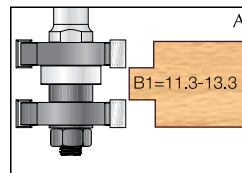
Washer  
#192 025 0  
3.6x16



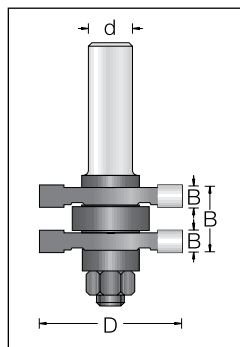
Spacer  
#192 035 0  
6.35x16




Spacer  
#192 011 0  
1x16



### Tongue & Groove Cutter Set



	øD	Code No.	B	t	L	ød
41	Complete	1434015	19.0	9.5	70	8
		1434019*	19.0		76	12
	Components	1431040	6.35			
		Groover (x2)				



#### Spare Parts:



Arbor & Nut  
#190 004 5  
L=70



Arbor & Nut\*  
#190 004 9  
L=76.2



Ball Bearing  
#191 013 0  
8x22x7



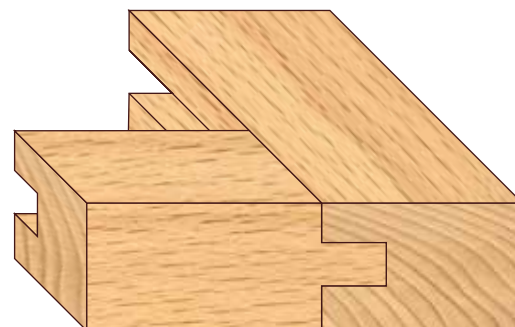
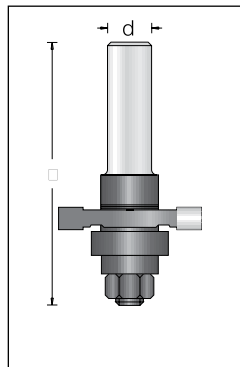
Spacer  
#192 016 0  
6x16



Spacer  
#192 011 0  
1x16



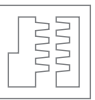
Spacer  
#192 100 0  
0.05x16



Grooving & Sizing



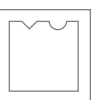
Profiling & Chamfering



Jointing & Rebating

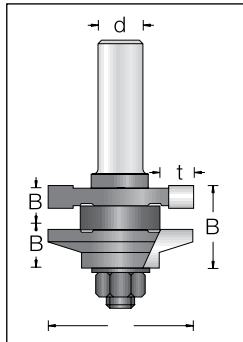
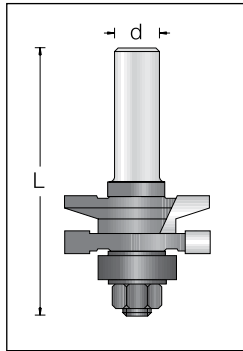


Door Frame & Panel



Carving

### Tongue & Groove - Raised Panel Set



	øD	Code No.	B	L	ød
41	Complete	1433015	22	70	8
		1433019*	22	76	12
	Profile Groover Groove	1431210	11		
		1431040	6.3		

**Spare Parts:**



Arbor & Nut  
#190 004 5  
L=70



Arbor & Nut\*  
#190 004 9  
L=76



Ball Bearing  
#191 013 0  
8x22x7



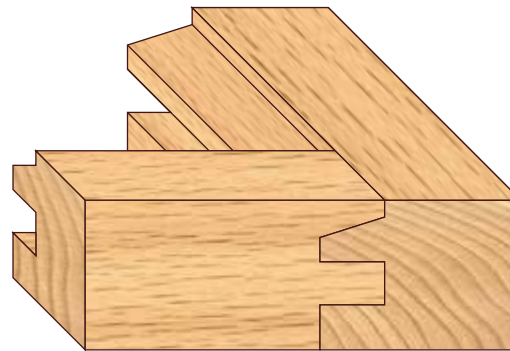

Washer  
#192 011 0  
1x16



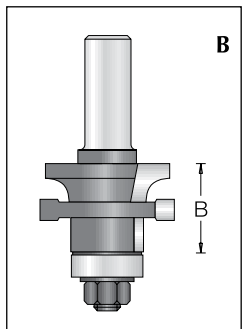
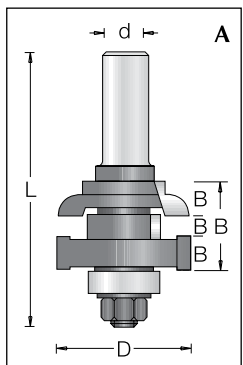
Spacer  
#192 100 0  
0.1x16



Spacer  
#192 050 0  
0.05x16



### Tongue & Groove Classic Set



	øD	B	Code No.	L	ød
Complete			1450039		12
Cutter A	41.0	27.0	1451039	84	12
Cutter B	41.0	27.0	1452039	84	12
Cutter A					
Profile Cutter	40.0	10.7	1450230		
Groover	22.5	7.3	1450120		
Groover	41.0	10.2	1431060		
Cutter B					
Profile Cutter	38.0	11.6	1450130		
Groover	41.0	6.3	1431140		
Groover	22.0	11.0	1450220		

**Spare Parts:**



Arbor & Nut  
#190 013 9  
L=84



Ball Bearing  
#191 013 0  
8x22x7




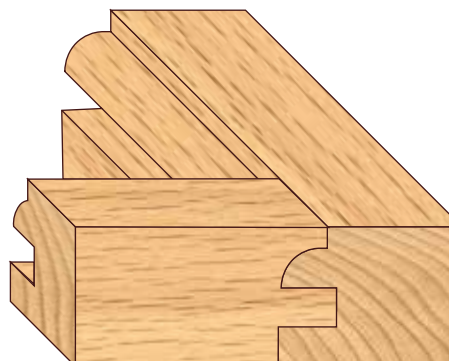

Washer  
#192 011 0  
1x16



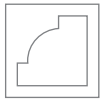
Spacer  
#192 100 0  
0.1x16



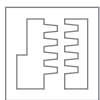
Spacer  
#192 050 0  
0.05x16



Grooving & Sizing



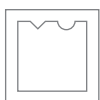
Profiling & Chamfering



Jointing & Rebating

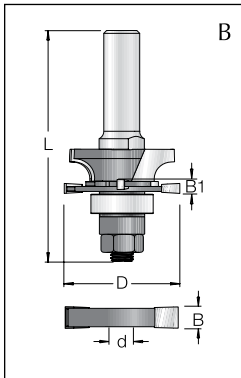
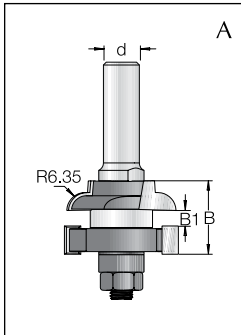


Door Frame & Panel




Carving

### Tongue & Groove Classic Set



	øD	B	Code No.	L	ød
<b>Complete</b>			1450099		12
<b>Cutter A</b>	41		1450109	85	12
<b>Cutter B</b>	41		1450119	85	12
<b>Cutter A</b>					
<b>Profile Cutter</b>	40	10.6	1450230		
<b>Groover</b>	41	10.2	1431060		
<b>Cutter B</b>					
<b>Profile Cutter</b>	38	11.6	1450130		
<b>Groover</b>	41	3.5	1430120		
<b>Groover</b>	41	3.5	1430120L		
<b>Groover</b>	41	7.35	1430130		



Spare Parts:



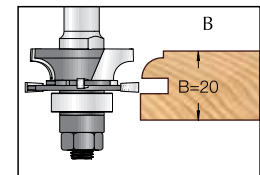
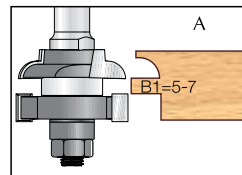
Arbor & Nut  
#190 017 9  
L=85



Ball Bearing  
#191 013 0  
8x22x7



Washer  
#192 011 0  
1x16



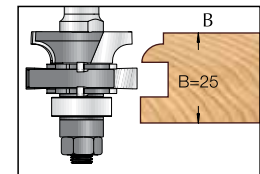
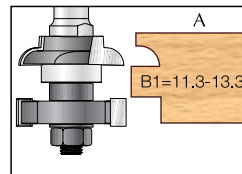
Spacer  
#192 100 0  
0.1x16



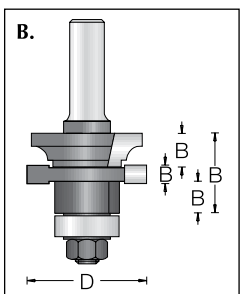
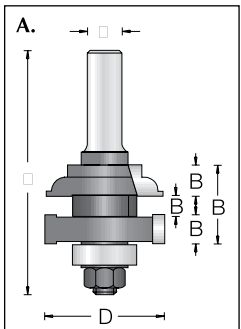
Spacer  
#192 035 0  
6.35x16




Washer  
#192 012 0  
04x16



### Tongue & Groove Classic Set



	øD	B	Code No.	L	ød
<b>Complete</b>			1450049		12
<b>Cutter A</b>	41.0	27.0	1451049	84	12
<b>Cutter B</b>	41.0	27.0	1452049	84	12
<b>Cutter A</b>					
<b>Profile Cutter</b>	40.0	10.7	1450240		
<b>Groover</b>	22.5	7.3	1450120		
<b>Groover</b>	41.0	10.2	1431060		
<b>Cutter B</b>					
<b>Profile Cutter</b>	38.0	11.6	1450140		
<b>Groover</b>	41.0	6.3	1431140		
<b>Groover</b>	22.0	11.0	1450220		



Spare Parts:



Arbor & Nut  
#190 013 9  
L=84



Ball Bearing  
#191 013 0  
8x22x7



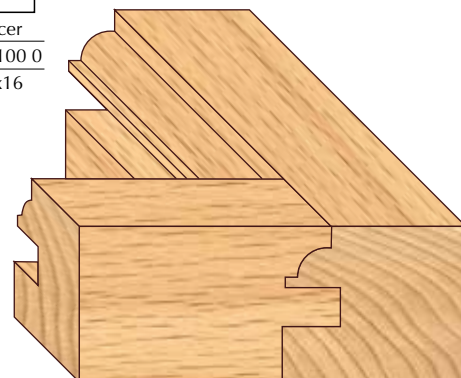
Washer  
#192 011 0  
1x16



Spacer  
#192 100 0  
0.1x16



Spacer  
#192 050 0  
0.05x16



Grooving & Sizing



Profiling & Chamfering



Jointing & Rebating

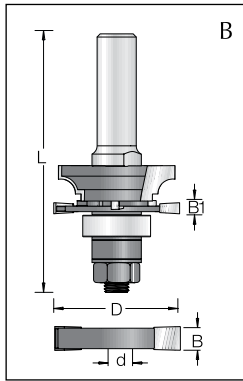
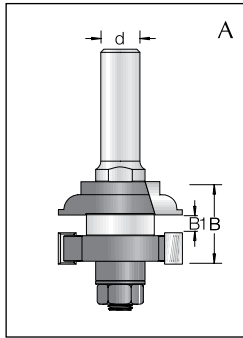


Door Frame & Panel




Carving

### Tongue & Groove Classic Set



	øD	B	Code No.	L	ød
<b>Complete</b>			1450259		12
<b>Cutter A</b>	41		1450249	85	12
<b>Cutter B</b>	41		1450239	85	12
<b>Cutter A</b>					
Profile Cutter	40	10.7	1450260		
Groover	41	10.2	1431060		
<b>Cutter B</b>					
Profile Cutter	38	11.6	1450140		
Groover	41	3.5	1430120		
Groover	41	3.5	1430120L		
Groover	41	7.35	1430130		



#### Spare Parts:



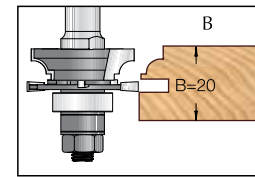
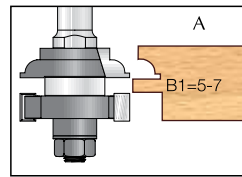
Arbor & Nut  
#190 017 9  
L=85



Ball Bearing  
#191 013 0  
8x22x7



Spacer  
#192 035 0  
6.35x16



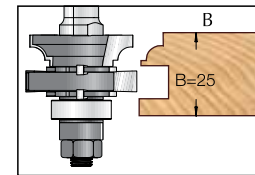
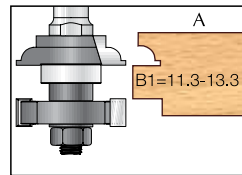
Spacer  
#192 100 0  
0.1x16



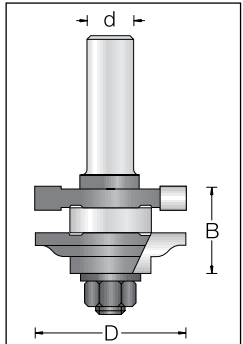
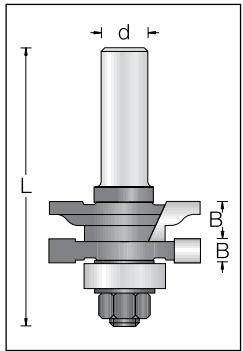
Spacer  
#192 011 0  
1x16




Washer  
#192 050 0  
0.05x16



### Tongue & Groove Flat Classic Set



	øD	B	Code No.	L	ød
<b>Complete</b>	41	22.0	1430015	70	8
	41	22.0	1430019*	76	12
<b>Profile Cutter</b>	41	11.0	1431010		
<b>Groover</b>	41	6.3	1431040		



#### Spare Parts:



Arbor & Nut  
#190 004 5  
L=70



Arbor & Nut\*  
#190 004 9  
L=76



Ball Bearing  
#191 013 0  
8x22x7




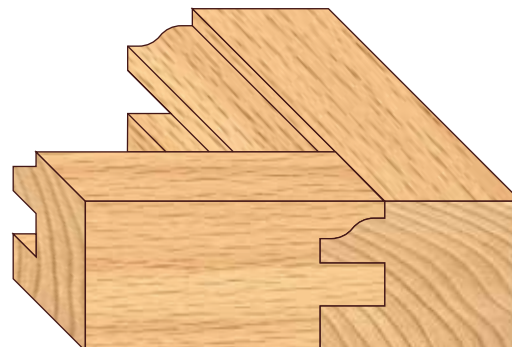
Washer  
#192 011 0  
1x16



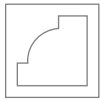
Spacer  
#192 100 0  
0.1x16



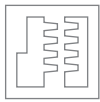
Spacer  
#192 050 0  
0.05x16




Grooving & Sizing



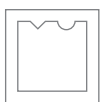
Profiling & Chamfering



Jointing & Rebating

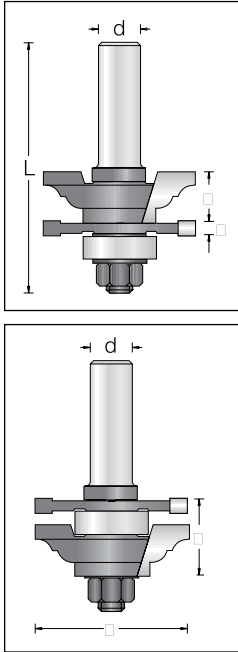


Door Frame & Panel



Carving

### Tongue & Groove Classic Set



	øD	B	Code No.	L	ød
Complete	46	22	1440015	70	8
	46	22	1440019*	76	12
Profile Cutter	46	15	1441010		
Groover	46	4	1421040		

#### Spare Parts:



Arbor & Nut  
#190 004 5  
L=70



Arbor & Nut \*  
#190 004 9  
L=76



Ball Bearing  
#191 013 0  
8x22x7



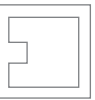
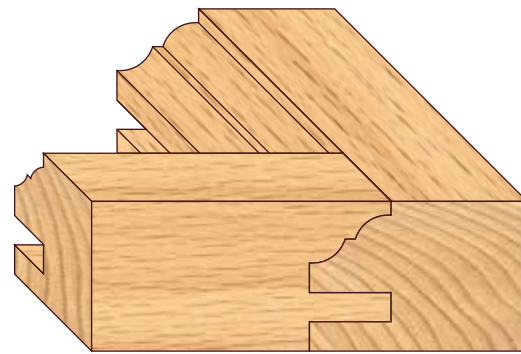
Washer  
#192 011 0  
1x16



Spacer  
#192 100 0  
0.1x16



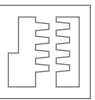
Spacer  
#192 050 0  
0.05x16



Grooving & Sizing



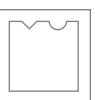
Profiling & Chamfering



Jointing & Rebating

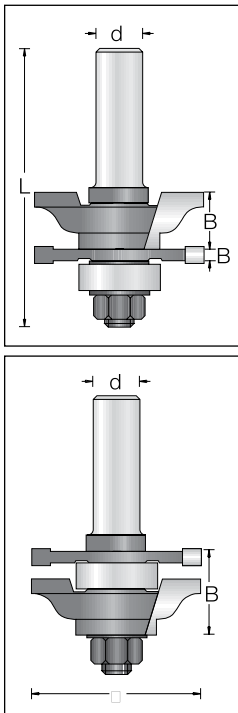


Door Frame & Panel



Carving

### Tongue & Groove Classic Set



	øD	B	Code No.	L	ød
Complete	46	22	1420015	70	8
	46	22	1420019*	76	12
Profile Groover	46	15	1421010		
Groover	46	4	1421040		

#### Spare Parts:



Arbor & Nut  
#190 004 5  
L=70



Arbor & Nut \*  
#190 004 9  
L=76



Ball Bearing  
#191 013 0  
8x22x7




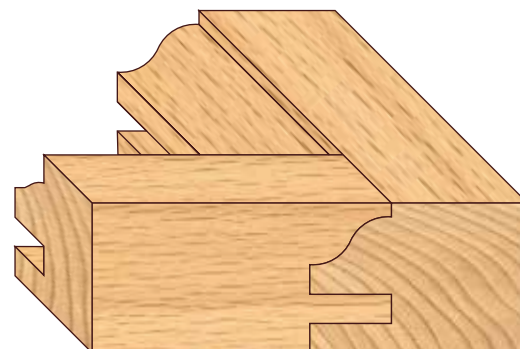
Washer  
#192 011 0  
1x16



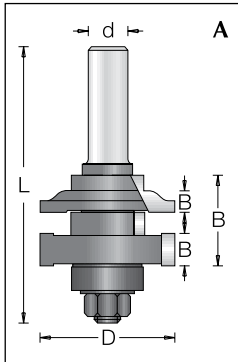
Spacer  
#192 100 0  
0.1x16



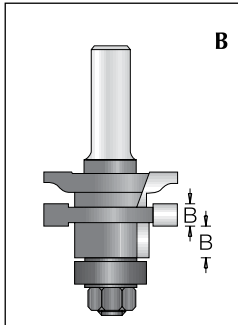
Spacer  
#192 050 0  
0.05x16



### Tongue & Groove Classic Set



	øD	B	Code No.	L	ød
<b>Complete</b>			<b>1450029</b>		<b>12</b>
<b>Cutter A</b>	41	27.0	1451029	84	12
<b>Cutter B</b>	41	27.0	1452029	84	12
<b>Cutter A</b>					
<b>Profile Cutter</b>	41	10.9	143101L		
<b>Groover</b>	22	7.3	1450120		
<b>Groover</b>	41	10.2	1431060		
<b>Cutter B</b>					
<b>Profile Cutter</b>	41	10.9	1431310		
<b>Groover</b>	41	6.3	1431140		
<b>Groover</b>	22	11.0	1450220		



**Spare Parts:**



Arbor & Nut  
#190 013 9  
L=84



Ball Bearing  
#191 013 0  
8x22x7



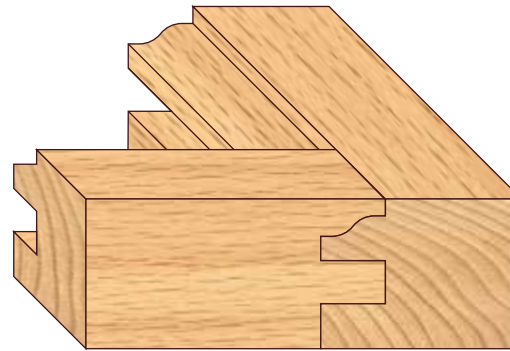
Washer  
#192 011 0  
1x16



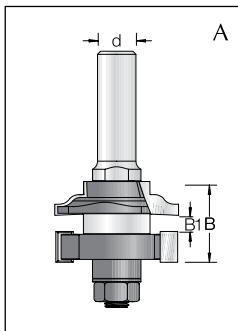
Spacer  
#192 100 0  
0.1x16



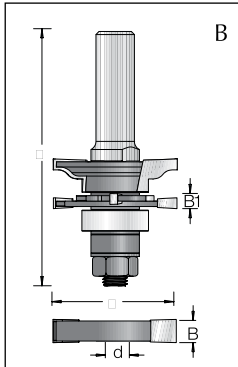

Spacer  
#192 050 0  
0.05x16



### Tongue & Groove Classic Set



	øD	B	Code No.	L	ød
			<b>1450289</b>		<b>12</b>
<b>Cutter A</b>	41		1450309	85	12
<b>Cutter B</b>	41		1450299	85	12
<b>Profile Cutter</b>	41	10.9	1431150L		
<b>Groover</b>	41	10.2	1431060		
<b>Profile Cutter</b>	41	10.9	1431310		
<b>Groover</b>	41	3.5	1430120		
<b>Groover</b>	41	3.5	1430120L		
<b>Groover</b>	41	7.35	1430130		



**Spare Parts:**



Arbor & Nut  
#190 017 9  
L=85



Ball Bearing  
#191 013 0  
8x22x7



Spacer  
#192 035 0  
6.35x16




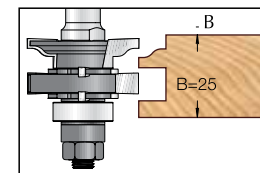
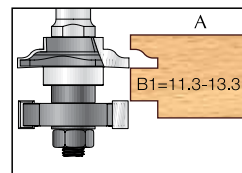
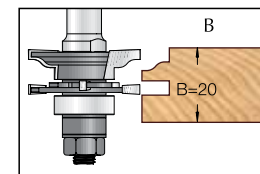
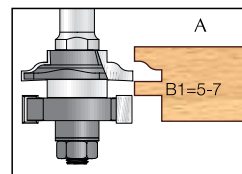
Spacer  
#192 050 0  
0.05x16



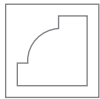
Spacer  
#192 011 0  
1x16



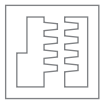
Washer  
#192 100 0  
0.1x16




Grooving & Sizing



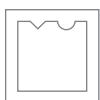
Profiling & Chamfering



Jointing & Rebating



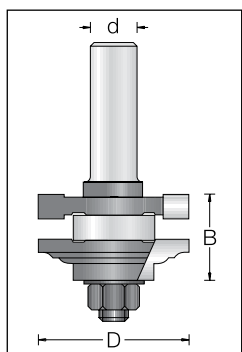
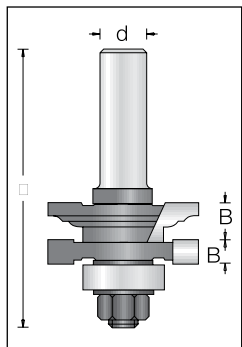
Door Frame & Panel




Carving



### Tongue & Groove Classic Set



	øD	B	Code No.	L	ød
Complete	41	22	1432015	76.2	8
	41	22	1432019*	76.2	12
Profile Cutter	11	11	1431110		
Groover	41	6.3	1431040		



#### Spare Parts:



Arbor & Nut  
#190 004 5  
L=70



Arbor & Nut\*  
#190 004 9  
L=76



Ball Bearing  
#191 013 0  
8x22x7



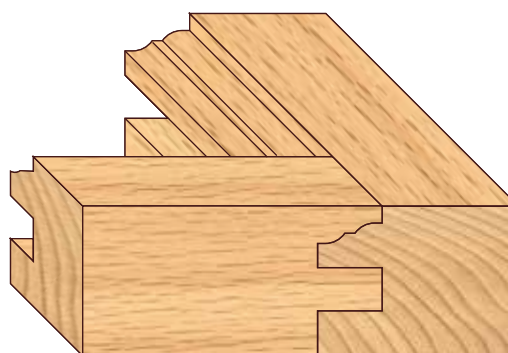
Washer  
#192 011 0  
1x16



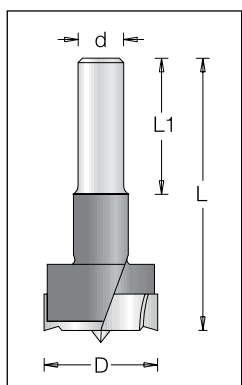
Spacer  
#192 100 0  
0.1x16



Spacer  
#192 050 0  
0.05x16



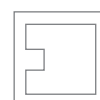
### Drills for Routers



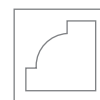
øD	Code No.	L1	L	ød
25	2034415	30	60	8
	2034419	30	60	12
30	2034465	30	60	8
	2034469	30	60	12
35	2034515	30	60	8
	2034519	30	60	12



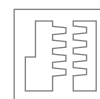
Router Bits



Grooving & Sizing



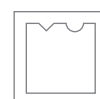
Profiling & Chamfering



Jointing & Rebating

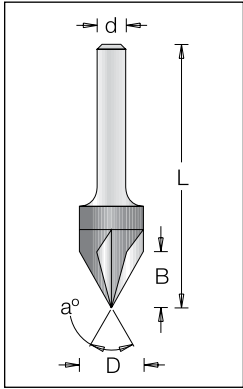


Door Frame & Panel

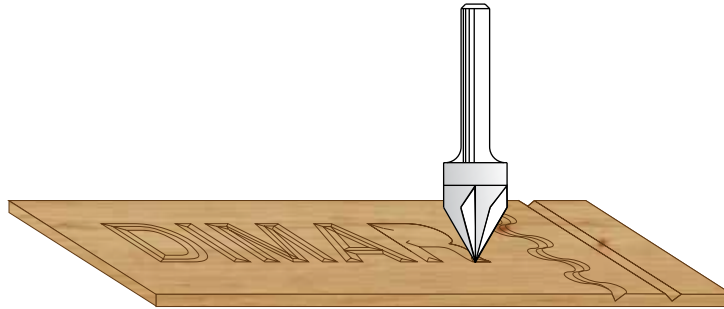


Carving

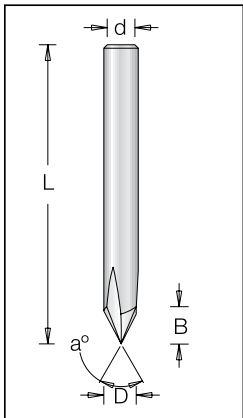
### V Groove Bit - for Engraving Wood



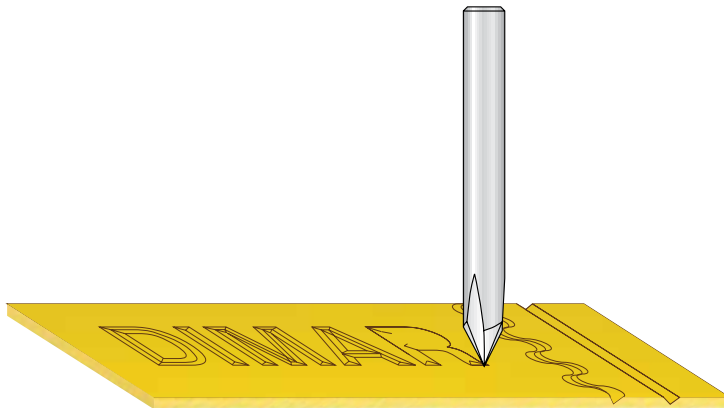
øD	a	B	Code No.	L	ød
14	60°	12.0	1053043*	57	6
	60°	12.0	1053045*	57	8



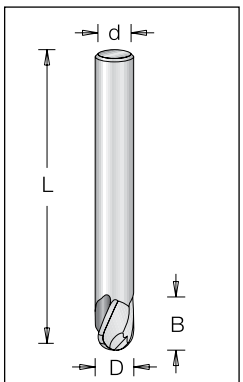
### Solid Carbide Grooving and Engraving





øD	a	Code No.	B	L	ød
8	60°	so1053155	7	70	8



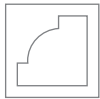
### Solid Carbide Radius Grooving



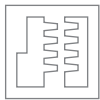
øD	R	Code No.	B	L	ød
6	3	so1063043	9	60	6
8	4	so1063085	11	70	8
10	5	so1063097	13	80	10



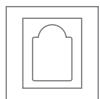
Grooving & Sizing



Profiling & Chamfering



Jointing & Rebating



Door Frame & Panel



Carving

# Router Bits

## Ball Bearing Parts



Ball Bearing



Washer



Spring Washer



screw



Lock Ring

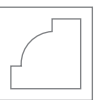


Retaining Ring

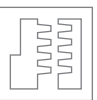
No.	d	D	B	d	D	d	d	D	B		
1	1910 02 0						1930 02 0				
	1/8	1/4	7/64				NC2-7/32				
2	1910 01 0			1920 01 0		1950 04 0		1930 07 0			
	1/8	3/8	5/32	1/8 3/8		11749		NC3-3/8			
3	1910 04 0			1920 04 0		1950 01 0		1930 01 0			
	3/16	3/8	1/8	3/16 5/16		42583		NC5-3/8			
4	1910 07 0			1920 07 0		1950 01 0		1930 01 0			
	3/16	1/2	5.0	3/16 1/2		42583		NC5-3/8			
5	1910 06 0			1920 10 0		1950 01 0		1930 04 0			
	3/16	5/8	5.0	5.0 16.0		42583		NC5-1/2			
6	1910 15 0			1920 10 0		1950 01 0		1930 04 0			
	3/16	3/4	5.0	5.0 16.0		42583		NC5-1/2			
7	1910 05 0			1920 04 0				1930 08 0			
	1/4	5/8	5.0	3/16 5/16				NF10-1/2			
8	1910 10 0			1920 10 0		1950 01 0		1930 01 0			
	5.0	16.0	5.0	5.0 16.0		42583		NC5-3/8			
9	1910 14 0			1920 04 0				1930 08 0			
	1/4	3/4	9/32	3/16 5/16				NF10-1/2			
10	1910 14 0					1950 80 0		1930 08 0			
	1/4	3/4	9/32			42430		NF10-1/2			
11	1910 03 0							1930 21 1		1970 11 0	
	1/4	1/2	3/16					NC5-40 L=2.5		1/4 11.0 5.0	
12	1910 05 0							1930 21 1		1970 11 0	
	1/4	5/8	5.0					NC5-40 L=2.5		1/4 11.0 5.0	
13	1910 14 0							1930 21 1		1970 11 0	
	1/4	3/4	9/32					NC5-40 L=2.5		1/4 11.0 5.0	
14	1910 20 0							1930 21 1		1970 50 0	
	1/2	3/4	5/32					NC5-40 L=2.5		1/2 18.2 6.0	



Grooving & Sizing



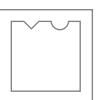
Profiling & Chamfering



Jointing & Rebating



Frame & Panel door



Carving

# Router Bits

## Ball Bearing Parts



Ball Bearing



Washer



Spring Washer



screw



Lock Ring



Retaining Ring

No.	d	D	B	d	D	d	d	D	B	
15	1910 13 0						1960 05 0			
	8.0	22.0	7.0				DIN 471-8			
16	1910 03 0			1920 32 0			1930 21 1			1970 11 0
	1/4	1/2	3/16	1/4			NC5-40 L=2.5			1/4 11.0 5.0
17	1910 17 0						1930 21 1			1970 16 0
	10.0	26.0	8.0				NC5-40 L=2.5			3/8 16.0 5.0
18	1910 19 0									1960 06 0
	15.0	35.0	11.0							DIN 471-15
19	1910 18 0						1930 21 1			1970 20 0
	1/2	1 1/8	5/16				NC5-40 L=2.5			1/2 20.0 6.0
20	1919 21 0						1930 21 1			1970 50 0
	15.0	25.4	6.0				NC5-40 L=2.5			1/2 18.2 6.0
21	1919 22 1						1930 21 1			1970 20 0
	15.0	38.1	9.0				NC5-40 L=2.5			1/2 20.0 6.0
22	1910 13 0						1930 21 1			1970 11 0
	8.0	22.0	7.0				NC5-40 L=2.5			1/4 11.0 5.0
23	1910 05 0									1960 05 0
	1/4	5/8	5.0							DIN 471-8
24	1919 22 0						1930 21 1			
	15.0	31.8	8.5							
25	1910 24 0			1920 04 0			1930 08 0			
	8.0	16.0	5.0	3/16 5/16			NF10-1/2			
26	1910 24 0									1960 05 0
	8.0	16.0	5.0							DIN 471-8
27	1910 31 0			1920 04 0			1930 08 0			
	8.0	14.0	4.0	3/16 5/16			NF10-1/2			
28	1910 19 0			1920 14 5						1960 06 0
	15.0	35.0	11.0	15 30 1.0						DIN 471-15

Router Bits



Grooving & Sizing



Profiling & Chamfering



Jointing & Rebating



Frame & Panel door



Carving

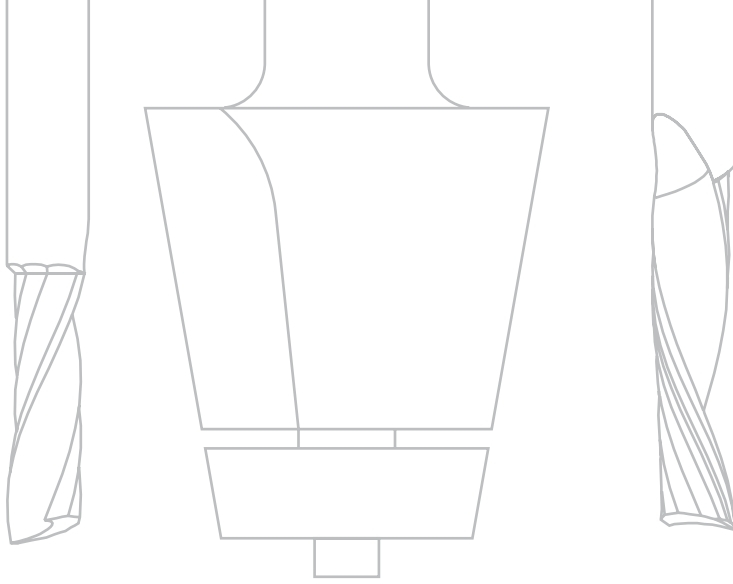


# Advanced Materials


Offering a comprehensive range of circular saws, cutters and router bits for processing solid surface materials, aluminum, composites, high-pressure laminates, plastics and sandwich panels.

- Tools for sizing, carved routing and surface engraving in plastics
- Sizing and carve-routing in aluminum
- Tools for cutting and routing solid surface materials
- Special tools engineered for long life and accuracy in machining composite materials (reinforcing fibers and polymer matrix)

Important factors such as carbide-type, tool geometry, grinding process and cutting edge finish, greatly influence the success of working with advanced materials. Dimar provides a superior solution featuring longer tool life and excellent cutting quality.



# Advanced Materials **INDEX**




Plastic



Solid Surface  
Materials




Aluminum






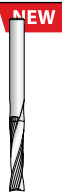




Composites

Plastic	327	-	336
Solid Surface Materials	337	-	340
Aluminum	350	-	357
Composites	358	-	361

# Plastic



							
327-329	330	330	330	331	331	332-335	336

## Generic Name for Materials Made from Polymer Chains

There is enormous variety of plastics. Various combinations of Polymer structures & sizes could create new mechanical properties. Those different materials are spread over the complete scale of each property (very soft to very hard, clear to blank, heat sensitivity to heat resistance, e.g.). No doubt it is difficult to define the exact cutting condition of rotation speed in related to the cutting feed.

Kindly, refer to a couple guidelines to optimize cutting process:

- The larger the chip size, the larger the tool lifetime.
- For “elastic/soft” material, we highly recommend to work with a minimal number of cutting edges; For Instance, it is preferable to work with 1 flute, not with 2 flutes.
- For “hard/ breakable” material, it is preferable to use with additional cutting edges; for instance: Using 300 diameter saw with 96 teeth, not 60 teeth.
- Tools for use in plastics are characterized by extremely sharp cutting angles. Carbide tips is required to support an angle in order not to crumble during cutting.


In order to define the material it is recommended to use the table below:

Polymer	Tensile Strength MPa	(%) Elongation	Tensile Modulus MPa
HDPE	21-35	15-100	700-1400
LDPE	7-21	50-800	100-250
PP	30-40	150-600	1150-1550
PS	33-35	1-4	2400-3350
PVC	35-63	2-30	2000-4200
ABS	35-48	15-80	1750-2500
PA 6/6	84	60-100	2070-3245
PA 6/12	62	150-340	2100
PC	63	110	2400
PMMA	55-75	5	2400-3100
Polyester	56	300	2400
Polysulfones	70.3	5-6	2482
PEEK	100	40	3900
PET	45-145		2300-10300
PVDC	19	350	345-552
Cellulosics	14-15	6-60	690-2100
PAI	125-185	5-12	710-4900
Polyacrylates	69	50	2400-16600
PPO	55	50	2484-2622
Polyimides	69	50	3588

The property of the tensile modulus and the elongation can give a good idea where the material belongs: is it more breakable or is it considered to be soft?

As the tensile modulus gets bigger and the elongation gets smaller, the material becomes harder and more cutting edges can be used.


This table can also give a perspective of a new material regarding a material that is already known.




Plastic



Solid Surface  
Materials



Aluminum




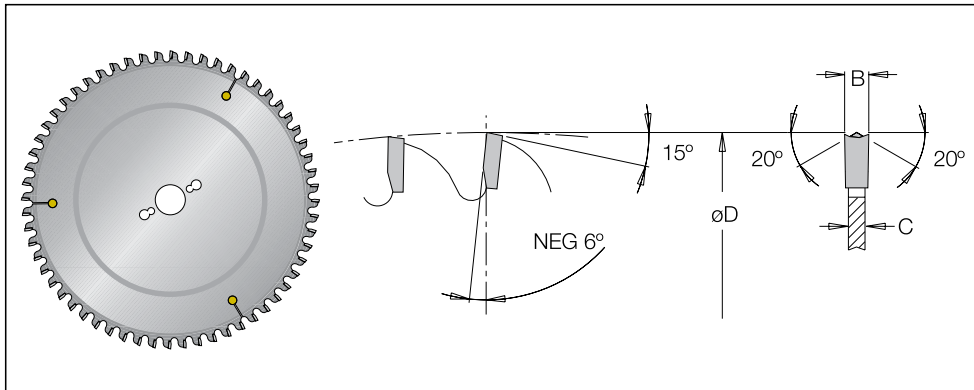
Composites



# Plastic




## MEDN - Trimming & Sizing Saw Blade




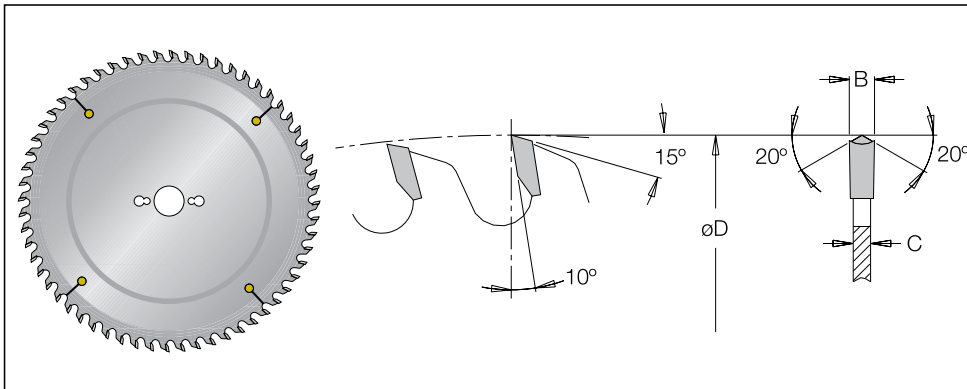
øD	Teeth	Code No.	B	c	n	m/min	ød
220	42	90110656	3.2	2.2	6000-8600	13-18	30
253	48	90110136	3.2	2.2	5200-7500	12-17	30
303	60	90110856	3.2	2.2	4400-6300	13-19	30

Advanced Materials



Plastic

## MED - Trimming & Sizing Saw Blade



Solid Surface Materials



Aluminum


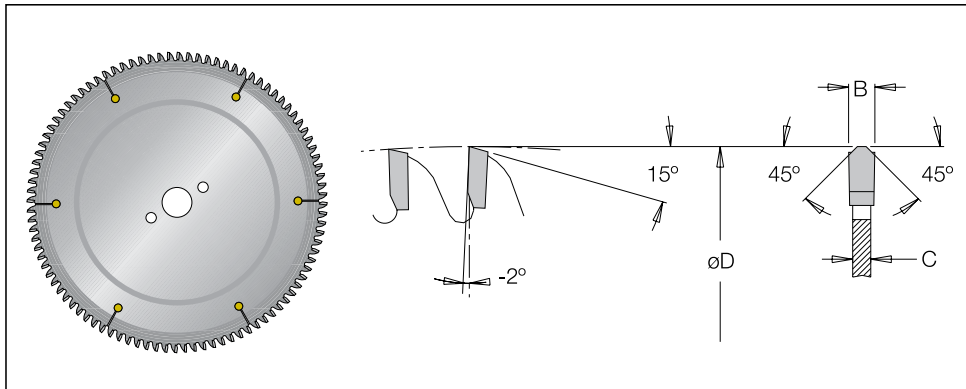


Composites

øD	Teeth	Code No.	B	c	n	m/min	ød
220	42	90110606	3.2	2.2	6000-8600	13-18	30
230	42	90110706	3.2	2.2	5800-8300	12-17	30
253	48	90110106	3.2	2.2	5200-7500	12-18	30
303	60	90110256	3.3	2.4	4400-6300	13-19	30
350	72	90110306	3.2	2.2	3800-5400	14-19	30

# Plastic


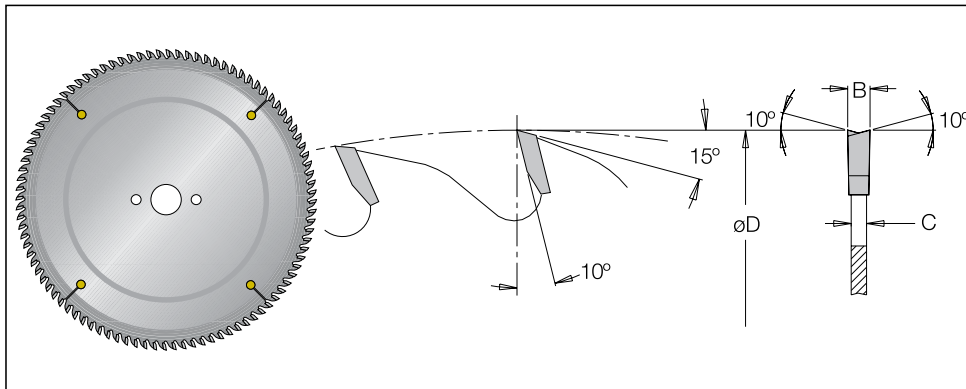
## MFUP - Plastic Trimming & Sizing Saw Blade




øD	Teeth	Code No.	B	c	ød
250	80	90107036	2.5	1.8	30
300	96	90107066	3.3	2.6	30
350	108	90107096 ■	3.7	3.0	30

■ Available upon request

## MEW,MFW - Trimming & Sizing Saw Blade




øD	Teeth	Code No.	B	c	ød	n	m/min	
150	30	90103506	3.0	2.0	30	6300-10100	32-52	MEW
	36	90103606	3.0	2.0	30	6300-10100	39-62	MEW
	48	90105306	3.0	2.0	30	6300-10100	51-82	MFW
180	42	90103806	3.0	2.0	30	5300-8400	38-60	MEW
	58	90105406	3.0	2.0	30	5300-8400	52-83	MFW
200	48	90104006	3.0	2.0	30	4700-7600	38-62	MEW
	64	90105506	3.0	2.0	30	4700-7600	51-83	MFW
220	48	90104036	3.0	2.0	30	4300-6900	35-56	MEW
	64	90105596	3.0	2.0	30	4300-6900	47-75	MFW
250	60	90104106	3.2	2.2	30	3800-6100	39-62	MEW
	80	90105706	3.2	2.2	30	3800-6100	52-83	MFW
300	60	90104206	3.2	2.2	30	3100-5000	32-51	MEW
	72	90104306	3.2	2.2	30	3100-5000	38-61	MEW
	96	90105806	3.2	2.2	30	3100-5000	51-82	MFW
350	72	90104406	3.5	2.5	30	2700-4300	33-53	MEW
	84	90104506	3.5	2.5	30	2700-4300	39-61	MEW
	108	90105906	3.5	2.5	30	2700-4300	50-79	MFW
400	96	90104606	3.5	2.5	30	2300-3800	38-62	MEW
	120	90106006	3.5	2.5	30	2300-3800	47-78	MFW
450	108	90104626	4.0	2.8	30	2100-3300	39-61	MEW
	132	90106036	4.0	2.8	30	2100-3300	47-74	MFW
500	120	90104636	4.4	3.0	30	1900-3000	39-61	MEW




Plastic



Solid Surface Materials


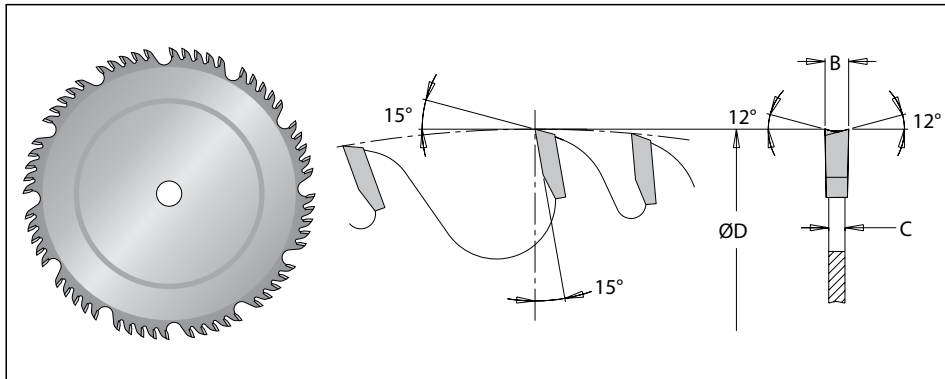


Aluminum




Composites

## MEC - Combination Multipurpose Cut Saw Blade




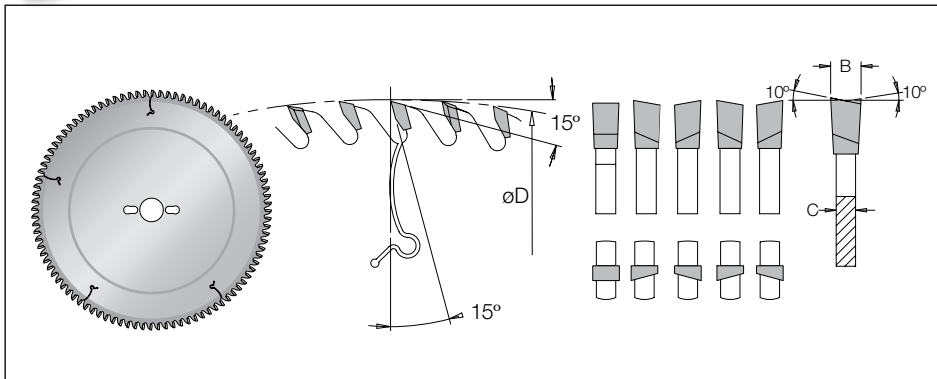
ØD	Teeth	Code No.	B	c	n	m/min	Ød
200	40	908 00 10 6	3.2	2.2	8900-12000	21-29	30
230	40	908 00 20 6	3.2	2.2	6600-9000	21-29	30
250	40	908 00 30 6	3.4	2.4	5300-7600	21-30	30
	50	908 00 40 6	3.4	2.4	5300-7600	27-38	30
300	60	908 00 50 6	3.8	2.8	5300-7600	21-30	30
350	70	908 00 60 6	3.8	2.8	5300-7600	27-38	30
400	80	908 00 70 6	4	3	4400-6300	21-30	30

Advanced Materials



Plastic

## **D**MAX DFCC - Trimming & Cross Cut for Hard & Exotic Wood Saw Blade




ØD	Teeth	Code No.	B	c	n	m/min	Ød
300	100	96035306	3.0	2.2	3800-6300	27-45	30
300	120	96035356	3.0	2.2	3800-6300	27-45	30



Solid Surface Materials



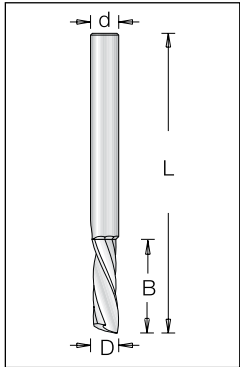
Aluminum



Composites

# Plastic

## Single Spiral O Flute, Down Shear Angle, Mirror Finish



(Metric)

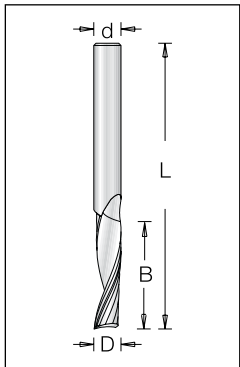
D	B	Code No.	L	ød
2.5	8.0	<b>NEW</b> 185419Z	50	3.0
3.0	11.0	185411Z	50	3.0
4.0	13.0	185412Z	50	4.0
5.0	18.0	185413Z	60	5.0
6.0	20.0	1854143	60	6.0

(Imperial)

D	B	Code No.	L	ød
3.2	12.7	185417Z	50.8	3.2
3.2	12.7	<b>NEW</b> 1854164	50.8	6.35
4.76	15.9	185423Z	50.8	4.76
4.76	15.9	<b>NEW</b> 1854234	50.8	6.35
6.35	19.05	<b>NEW</b> 1854334	63.5	6.35
6.35	25.4	<b>NEW</b> 1854234	63.5	6.35
6.35	31.75	<b>NEW</b> 1854354	76.2	6.35



## Single Spiral O Flute Up Shear Angle Mirror Finish



(Metric)

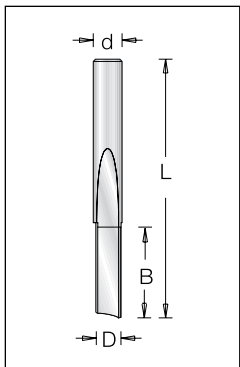
D	B	Code No.	L	ød
2.5	8.0	<b>NEW</b> 185519Z	50	3.0
3.0	11.0	185511Z	50	3.0
4.0	13.0	185512Z	50	4.0
5.0	18.0	185513Z	60	5.0
6.0	20.0	1855143	60	6.0

(Imperial)



D	B	Code No.	L	ød
3.2	12.7	185517Z	50.8	3.2
3.2	12.7	<b>NEW</b> 1855164	50.8	6.35
4.76	15.9	185523Z	50.8	4.76
4.76	15.9	<b>NEW</b> 1855234	50.8	6.35
6.35	19.05	<b>NEW</b> 1855334	63.5	6.35
6.35	25.4	<b>NEW</b> 1855324	63.5	6.35
6.35	31.75	<b>NEW</b> 1855354	76.2	6.35



## Single Straight O Flute




D	B	Code No.	L	ød
3.18	12.75	1850104	50	6.35
4.76	16.0	1850224	50	6.35
6.35	19.05	1850304	50	6.35
6.35	25.4	1850324	65	6.35
6.35	25.4	L1850324	90	6.35




Plastic



Solid Surface Materials



Aluminum

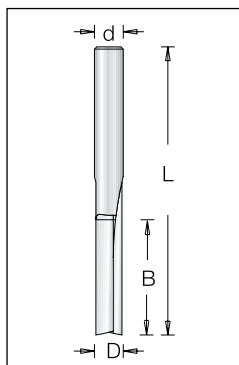


Composites


# Plastic



## Double Straight Flute

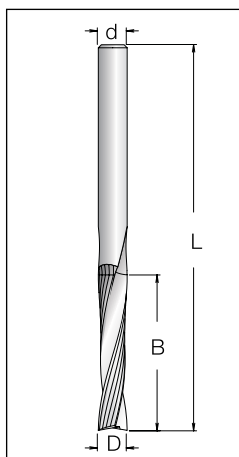


D	B	Code No.	L	ød
3.15	12.7	1870104	50	6.35
4.75	16.0	1870224	50	6.35
6.35	25.4	1870324	64	6.35
9.5	25.4	1870406	64	9.5
12.7	25.4	1870508	77	12.7



## Double Spiral O Flute Up Shear


**NEW**



D	B	Code No.	Z	L	ød
7.94	25.4	185133Z	2	63.5	8
9.52	31.75	1852416	2	76.2	9.52
12.7	38.1	1851538	2	90.0	12.7




Advanced Materials




Plastic



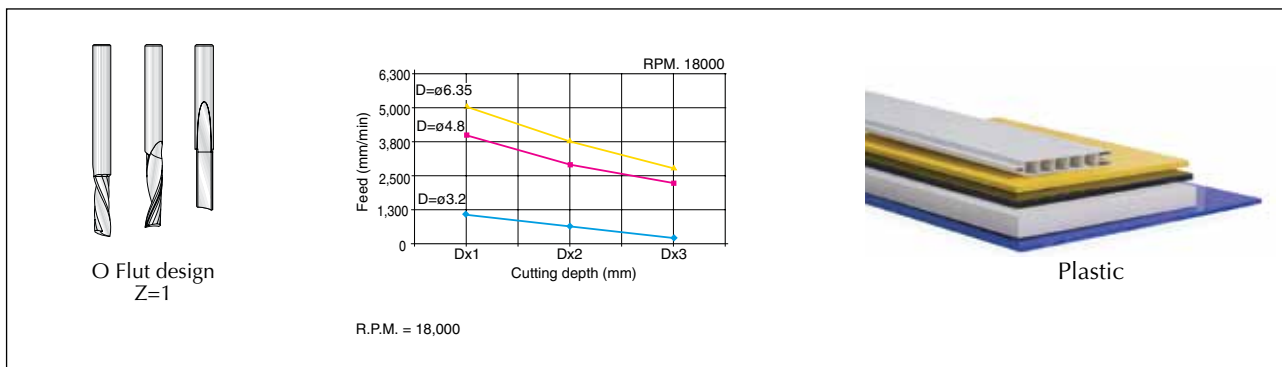
Solid Surface  
Materials



Aluminum




Composites




Plastic

# Plastic

## Engraving System




Advanced Materials




Plastic



Solid Surface  
Materials



Aluminum



Composites



The versatile Engraving Insert System features one tool body with 40 unique insert knives of the highest industrial quality, to ensure cleaner cuts and longer life than most other standard solid router bits.

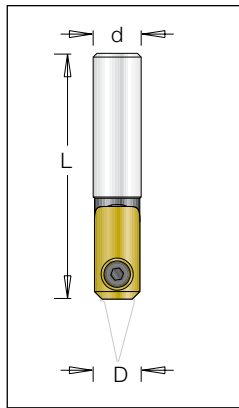
Designed for a wide variety of applications including straight cut, core box, round corner, V-grooves and cutting & chamfering. Ideal for cutting laminated materials, veneers, MDF, plastics, wood and solid surfaces.

The system was specially engineered to enable a quick, easy exchange of inserts while mounted in CNC machines; eliminating setup-time while maintaining consistent cutting accuracy. The balanced design minimizes vibration resulting in superior cutting.



# Plastic

## Engraving System



Code No.	D	L	ød
G1853x05*	12	65	8
G1853x09*	12	65	12

Also available with 1/4 & 1/2 diameter shank.  
\*Body only.



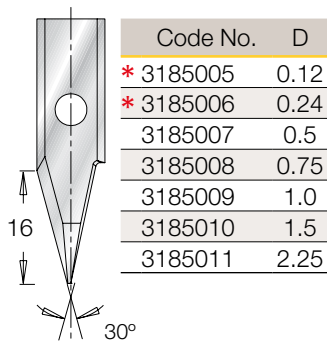
Allen screw  
#193 807 0  
M4x6



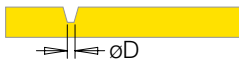
Allen key  
#194 003 0  
S3



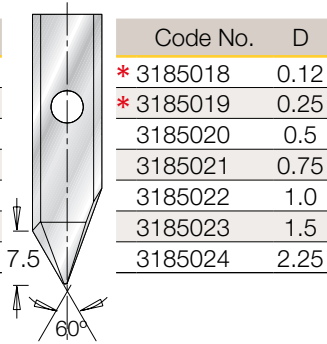
V-Groove 30°  
Engraving  
Insert Knives



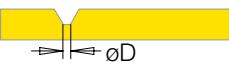
Code No.	D
* 3185005	0.12
* 3185006	0.24
3185007	0.5
3185008	0.75
3185009	1.0
3185010	1.5
3185011	2.25



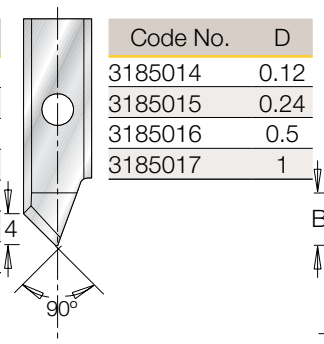
V-Groove 60°  
Engraving  
Insert Knives



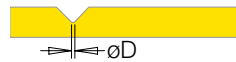
Code No.	D
* 3185018	0.12
* 3185019	0.25
3185020	0.5
3185021	0.75
3185022	1.0
3185023	1.5
3185024	2.25



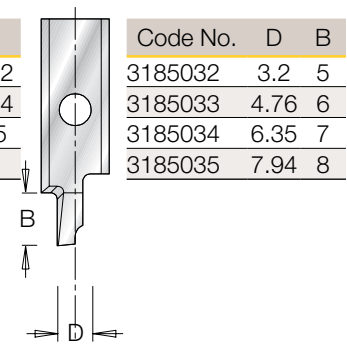
V-Groove 90°  
Engraving  
Insert Knives



Code No.	D
3185014	0.12
3185015	0.24
3185016	0.5
3185017	1



Straight  
Engraving  
Insert Knives

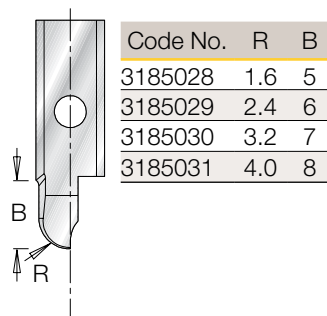


Code No.	D	B
3185032	3.2	5
3185033	4.76	6
3185034	6.35	7
3185035	7.94	8



\* Only for use with controllable feed rate machines.

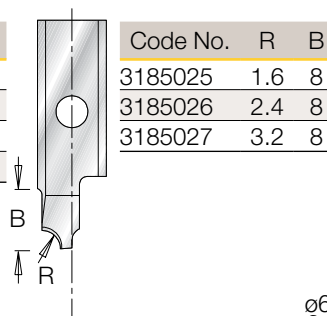
Core box  
Engraving  
Insert Knives



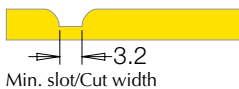
Code No.	R	B
3185028	1.6	5
3185029	2.4	6
3185030	3.2	7
3185031	4.0	8



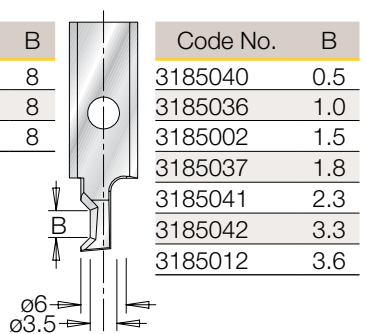
Corner round  
Engraving  
Insert Knives



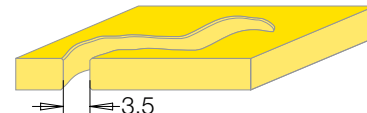
Code No.	R	B
3185025	1.6	8
3185026	2.4	8
3185027	3.2	8



Cutting and chamfering  
Engraving  
Insert Knives




Code No.	B
3185040	0.5
3185036	1.0
3185002	1.5
3185037	1.8
3185041	2.3
3185042	3.3
3185012	3.6



Code No.	B
3185043	4.3
3185013	4.6
* 3185003	5
* 3185044	5.5
* 3185038	6.3
* 3185039	8.3


\* Only for Chamfer operation.




Plastic



Solid Surface  
Materials



Aluminum

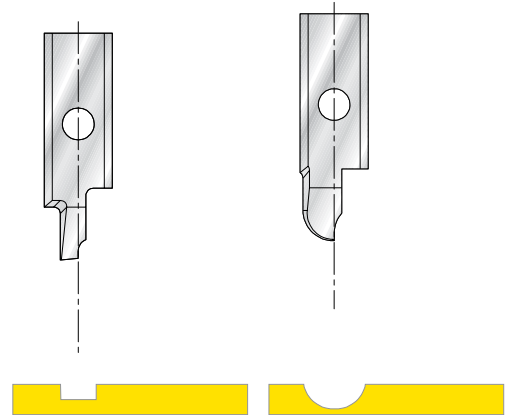


Composites

## Engraving System Feed Rates


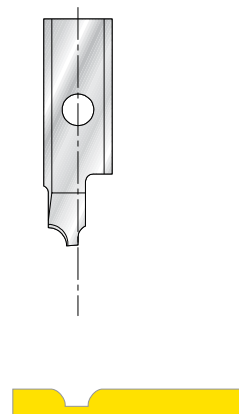
### Straight and core box max feed Vars. RPM (cutting depth 1D) mm/min

Head diameter (mm)	3.2	4.76	6.35	7.93
Rotation speed (RPM)	Recomended feed rate (mm/min)			
6000	600	780	900	1080
7000	700	910	1050	1260
8000	800	1040	1200	1440
9000	900	1170	1350	1620
10000	1000	1300	1500	1800
11000	1100	1430	1650	1980
12000	1200	1560	1800	2160
13000	1300	1690	1950	2340
14000	1400	1820	2100	2520
15000	1500	1950	2250	2700
16000	1600	2080	2400	2880
17000	1700	2210	2550	3060
18000	1800	2340	2700	3240
19000	1900	2470	2850	3420
20000	2000	2600	3000	3600
21000	2100	2730	3150	3780
22000	2200	2860	3300	3960
23000	2300	2990	3450	4140
24000	2400	3120	3600	4320
25000	2500	3250	3750	4500
26000	2600	3380	3900	4680
27000	2700	3510	4050	4860
28000	2800	3640	4200	5040



### Round corner reccomeded feed Vars. RPM mm/min

Knife radius (mm)	1.6	2.4	3.2
Rotation speed (RPM)	Recomended feed rate (mm/min)		
6000	1500	1320	1200
7000	1750	1540	1400
8000	2000	1760	1600
9000	2250	1980	1800
10000	2500	2200	2000
11000	2750	2420	2200
12000	3000	2640	2400
13000	3250	2860	2600
14000	3500	3080	2800
15000	3750	3300	3000
16000	4000	3520	3200
17000	4250	3740	3400
18000	4500	3960	3600
19000	4750	4180	3800
20000	5000	4400	4000
21000	5250	4620	4200
22000	5500	4840	4400
23000	5750	5060	4600
24000	6000	5280	4800
25000	6250	5500	5000
26000	6500	5720	5200
27000	6750	5940	5400
28000	7000	6160	5600




Plastic



Solid Surface Materials



Aluminum



Composites



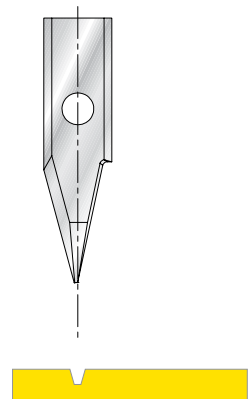
# Plastic



## V- groove routing recommended max feed Vars. RPM (inch/min)

Head diameter (D) mm	0.1	0.25	0.5	0.75	1	1.5
Rotation speed (RPM)	Max. feed rate mm/min					
6000	480	1200	2400	3600		
7000	560	1400	2800			
8000	640	1600	3200			
9000	720	1800	3600			
10000	800	2000	4000			
11000	880	2200				
12000	960	2400				
13000	1040	2600				
14000	1120	2800				
15000	1200	3000				
16000	1280	3200				
17000	1360	3400				
18000	1440	3600				
19000	1520	3800				
20000	1600					
21000	1680					
22000	1760					
23000						
24000	1920					
25000	2000					
26000	2080					
27000	2160					
28000	2240					

NO LIMIT




Advanced Materials




Plastic



Solid Surface Materials



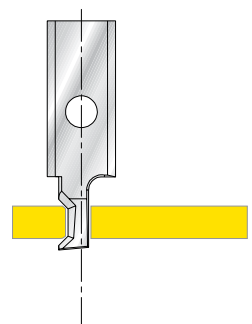
Aluminum



Composites

## Sizing and chamfering recommended feed Vars. RPM mm/min

Material thickness (mm)	2	3	4.6	5.6	6	7.2	8
rotation speed (RPM)	Recommended feed rate (mm/min)						
6000	1500	1320	1200	1080	1500	1320	1200
7000	1750	1540	1400	1260	1750	1540	1400
8000	2000	1760	1600	1440	2000	1760	1600
9000	2250	1980	1800	1620	2250	1980	1800
10000	2500	2200	2000	1800	2500	2200	2000
11000	2750	2420	2200	1980	2750	2420	2200
12000	3000	2640	2400	2160	3000	2640	2400
13000	3250	2860	2600	2340	3250	2860	2600
14000	3500	3080	2800	2520	3500	3080	2800
15000	3750	3300	3000	2700	3750	3300	3000
16000	4000	3520	3200	2880	4000	3520	3200
17000	4250	3740	3400	3060	4250	3740	3400
18000	4500	3960	3600	3240	4500	3960	3600
19000	4750	4180	3800	3420	4750	4180	3800
20000	5000	4400	4000	3600	5000	4400	4000
21000	5250	4620	4200	3780	5250	4620	4200
22000	5500	4840	4400	3960	5500	4840	4400
23000	5750	5060	4600	4140	5750	5060	4600
24000	6000	5280	4800	4320	6000	5280	4800
25000	6250	5500	5000	4500	6250	5500	5000
26000	6500	5720	5200	4680	6500	5720	5200
27000	6750	5940	5400	4860	6750	5940	5400
28000	7000	6160	5600	5040	7000	6160	5600

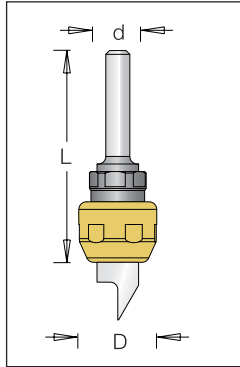


# Plastic

## Mini Engraving 1/8" Shank

**NEW**

1/8" shank mini engraving system for small CNC machines with seven different knife profiles for curving and engraving. Ideal for cutting veneers, MDF, plastics, wood and solid surfaces.



Code No.	D	L	ød
G1853x3Z*	10.3	28	3.18

\*Body only.




key  
#1940011



key  
#1940012




Advanced Materials




Plastic



Solid Surface Materials

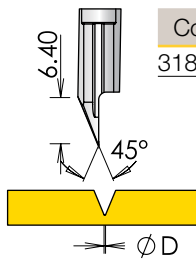


Aluminum



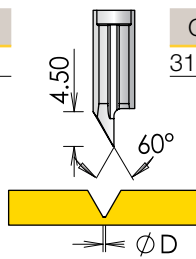
Composites

V-Groove 30°  
Engraving  
Insert Knives



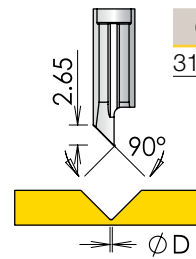
Code No.	D
3185202	0.2

V-Groove 60°  
Engraving  
Insert Knives



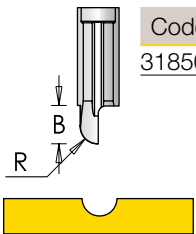
Code No.	D
3185503	0.2

V-Groove 90°  
Engraving  
Insert Knives



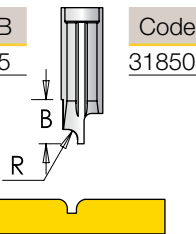
Code No.	D
3185204	0.2

Core Box  
Engraving  
Insert Knives



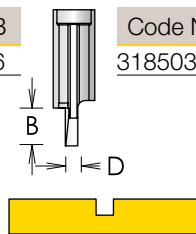
Code No.	R	B
3185032	2.3	5

Corner round  
Engraving  
Insert Knives



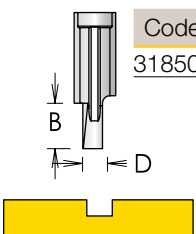
Code No.	R	B
3185032	1.3	6

Straight  
Engraving  
Insert Knives



Code No.	D	B
3185032	2.3	5

Straight  
Engraving  
Insert Knives



Code No.	D	B
3185032	3.3	6

# Solid Surface Materials

## Router Bits for Fabricating Solid Surface Materials

#1250	#1540	#1014	#1014	#1072	#1510	#1031	#1040	#1612	#1520	#1612	#1530	#1530	#1530
337	337	338	338	340	340	341	341	341	342	342	342	343	343

#1130	#1559	#1553	#1550	#1564	1554	1564	1062	1592	1590	1594	#1621	#1600	#1084
343	344	344	344	345	345	346	346	347	347	347	348	348	349

Advanced Materials

### Corian, Fountainhead Avonite, etc.

Dimar has developed a world class line of router bits for solid surface materials.

Tools profile produced for such materials provide a complete solution for all applications & profiles in this category.

Tooling's shape & measurements shall comply with the particular processing stages.


Working with a bearing guide: In order to protect the product from harm, the bearings are wrapped in reinforced plastic material, which is molded to the bearing and eliminates a split from the bearing while operating. The bearing shape is determined according to the existing profile of the product.




Plastic



Solid Surface Materials



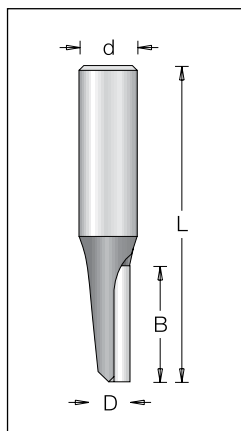
Aluminum



Composites

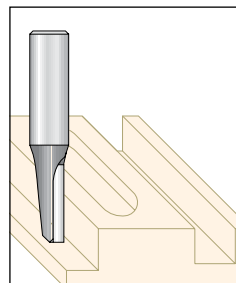
# Solid Surface Materials

## Plunge Bit - Single Fluted

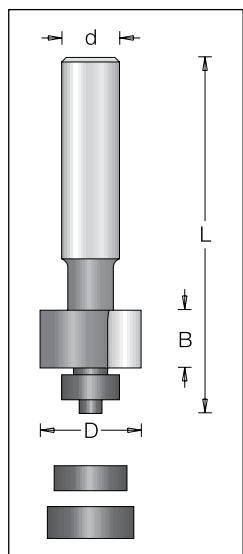


øD	B	Code No.	L	ød
9.5	25.4	1250229	70	12

⚠ Can be supplied with 1/2" shank.



## Face Inlay Bit



øD	B	Code No.	t	L	ød	⊗
22.2	3.2	1540129	4.8	73	12	A
	3.2	1540139	3.2	73	12	B
	3.2	1540149	1.6	73	12	C
	6.35	1540019	1.6	78	12	C
	6.35	1540029	3.2	76	12	B
	6.35	1540039	4.8	76	12	A
	9.5	1540159	4.8	78	12	A
	9.5	1540169	3.2	78	12	B
	9.5	1540179	1.6	79	12	C
	12.7	1540049	1.6	82	12	C
	12.7	1540059	3.2	80	12	B
	12.7	1540069	4.8	80	12	A
13.5	1540189	4.8	82	12	A	
13.5	1540199	3.2	82	12	B	
13.5	1540209	1.6	83	12	C	
19.0	1540079	1.6	88	12	C	
19.0	1540089	3.2	88	12	B	
19.0	1540099	4.8	88	12	A	

⚠ Can be supplied with 1/2" shank.

Spare Parts:



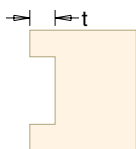
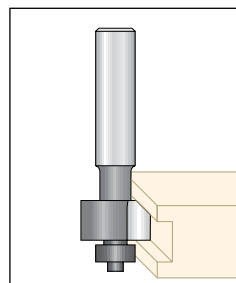
A. Ball Bearing  
#191 003 0  
12.7x6.3x4.7



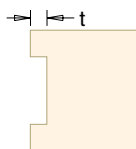
B. Ball Bearing  
#191 005 0  
16x6.3x5



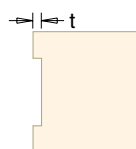
C. Ball Bearing  
#191 014 0  
19x6.3x7



With Ball Bearing A



With Ball Bearing B



With Ball Bearing C




Plastic



Solid Surface Materials



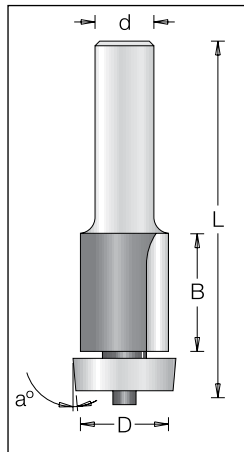
Aluminum



Composites

# Solid Surface Materials

## Inlay Trimming Bit



$\varnothing D$	a	B	Code No.	L	$\varnothing d$	
19.0	5°	25.4	1014159	80	12	A
19.6	5°	38.1	1014209	84	12	B

⚠ Can be supplied with 1/2" shank.

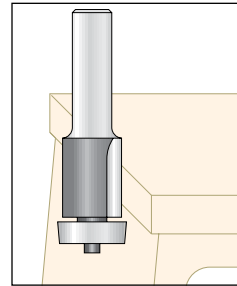
Spare Parts:



A. Molded Bearing  
#191 936 0S  
22.2x6.3x5.2x5°



B. Molded Bearing  
#191 999 0S  
25.4x6.3x8.2x5°

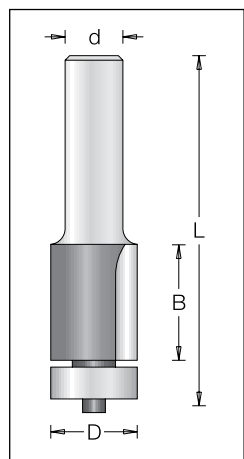


Advanced Materials



Plastic

## Inlay Trimming Bit



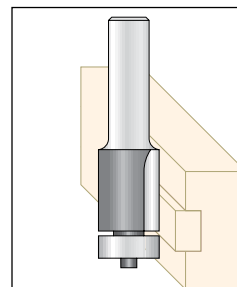
$\varnothing D$	B	Code No.	L	$\varnothing d$
19	25.4	1014169	80	12

⚠ Can be supplied with 1/2" shank.

Spare Parts:



Molded Bearing  
#1919 340S  
19x6.3x5.7



Solid Surface  
Materials



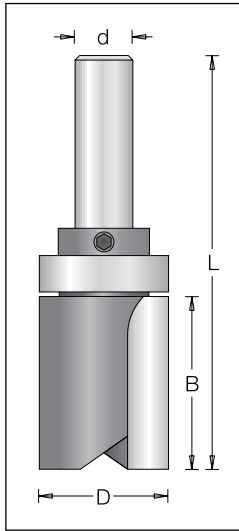
Aluminum



Composites

# Solid Surface Materials

## Trimming Bit




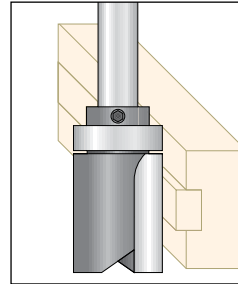
$\varnothing D$	B	Code No.	L	$\varnothing d$
28.6	38.1	1072399	92	12

Can be supplied with 1/2" shank.

Spare Parts:



Ball Bearing  
#191 018 0  
12.7x28.6x8



Plastic



Solid Surface Materials

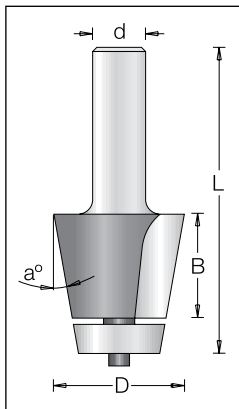


Aluminum



Composites

## Bevel Bit



$\varnothing D$	a	B	Code No.	L	$\varnothing d$	
32	12°	25.4	1510049	80	12	A
39	12°	32.0	1510109	78	12	B

Can be supplied with 1/2" shank.

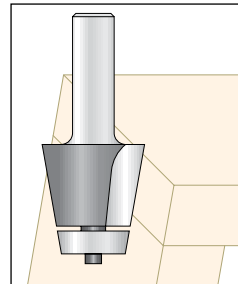
Spare Parts:



A.Molded Bearing  
#191 932 0S  
6.3x21.8x5.7x10°

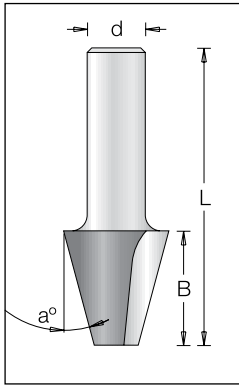


B.Molded Bearing  
#191 999 0S  
6.3x25.4x8.2x5°



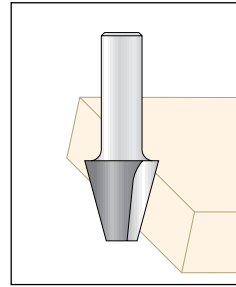
# Solid Surface Materials

## Bevel Bit



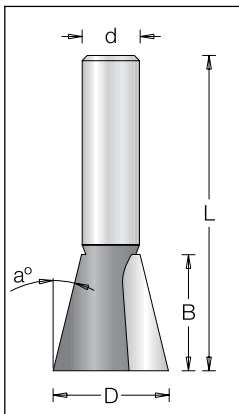
øD	a	B	Code No.	L	ød
24	15°	25.4	1031139	65	12

⚠ Can be supplied with 1/2" shank.



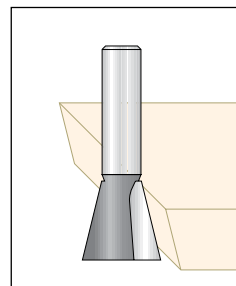
Advanced Materials

## Bevel Bit



øD	a	B	Code No.	L	ød
25.4	14°	25.4	1040259	69	12


⚠ Can be supplied with 1/2" shank.




Plastic



Solid Surface Materials

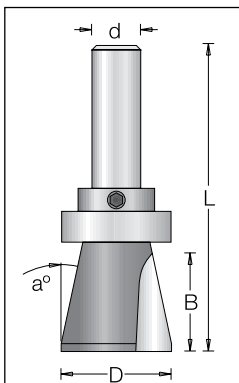


Aluminum



Composites

## Bevel Bit



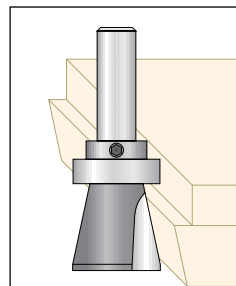
øD	a	B	Code No.	L	ød
28.6	12°	26	1612449	79.4	12

⚠ Can be supplied with 1/2" shank.

Spare Parts:

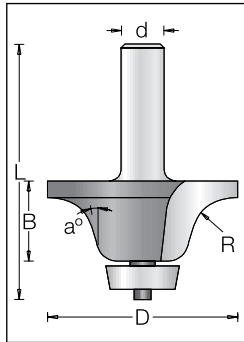


Ball Bearing  
#191 018 0  
28.6x12.7x8



# Solid Surface Materials

## Rounding Over Bowl Bit

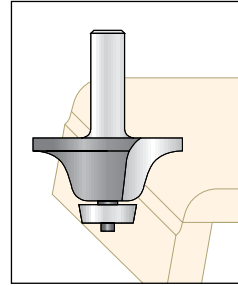


øD	a	B	Code No.	R	L	ød
55	15°	25.4	1520039	13	75	12.0
61	15°	32.0	1520049	14	86	12.0

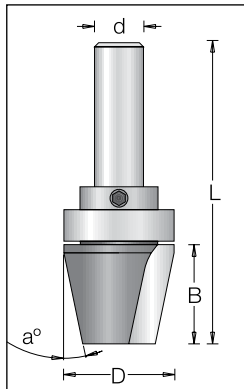
Spare Parts:



Molded Bearing  
#191 932 0S  
6.3x21.8x5.7x10°



## Bevel Guided Bit




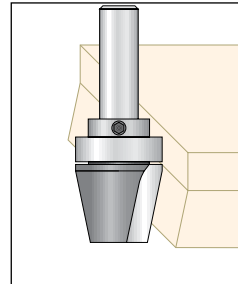
øD	a	B	Code No.	L	ød
28.6	12°	25.4	1612249	77.8	12

⚠ Can be supplied with 1/2" shank.

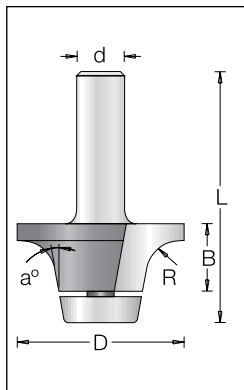
Spare Parts:



Ball Bearing  
#191 018 0  
28.6x12.7x8



## Bevel Guided Bit



øD	a	B	Code No.	R	L	ød
45.2	17°	18.2	1530059	9.5	63.5	12
51.0	17°	18.2	1530069	12.7	63.5	12
54.0	17°	25.4	1530079	12.7	71.5	12
57.0	17°	24.0	1530089	19.0	76.0	12
60.5	12°	22.2	1530099*	14.2	79.0	12

⚠ Can be supplied with 1/2" shank.



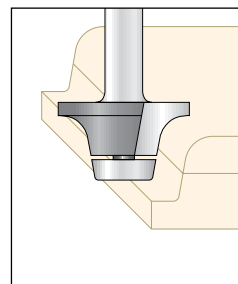
Spare Parts:



Molded Bearing  
#191 936 5S  
6.3x22.2x5.7x10°




Molded Bearing\*  
#191 999 0S  
6.3x25.4x8.2x5°




Plastic



Solid Surface Materials



Aluminum

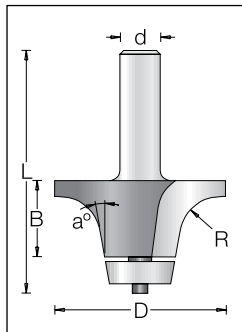


Composites



# Solid Surface Materials

## Undermount Bowl Bit



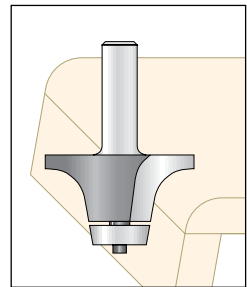
øD	a	B	Code No.	R	L	ød
54	18°	25.4	1530039	13	79	12
57	18°	32.0	1530049	14	85	12

⚠ Can be supplied with 1/2" shank.

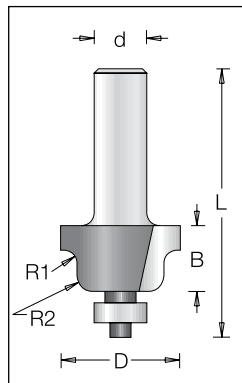
Spare Parts:



Molded Bearing  
#191 932 0S  
6.3x21.8x5.7x10°



## Roman Ogee Bit




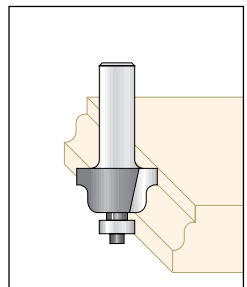
øD	B	Code No.	R1	R2	L	ød
28.6	16	1130109	3.2	4	63	12

⚠ Can be supplied with 1/2" shank.

Spare Parts:




Molded Bearing  
#191 935 0S  
4.7x12.7x5.7




Plastic



Solid Surface  
Materials

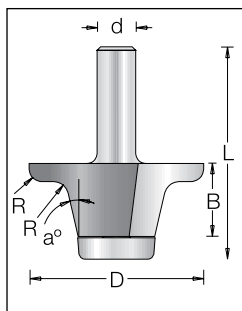


Aluminum



Composites

## Undermount Bowl Bit




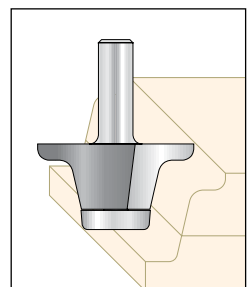
øD	a	B	Code No.	R1	R	L	ød
57	13°	24	1530109	4	5	71	12

⚠ Can be supplied with 1/2" shank.

Spare Parts:

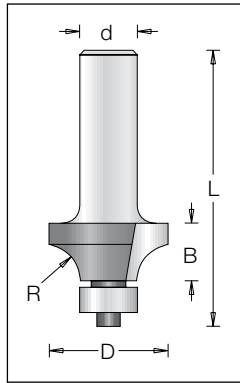


Molded Bearing  
#191 999 0S  
6.3x25.4x8.2x5°



# Solid Surface Materials

## Corner Rounding Bit



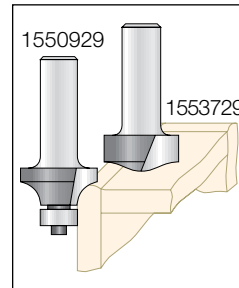
øD	R	B	Code No.	L	ød
28.6	8	13.5	1550923	52	6
	8	13.5	1550929	61	12

⚠ Can be supplied with 1/4" shank.  
Can be supplied with 1/2" shank.

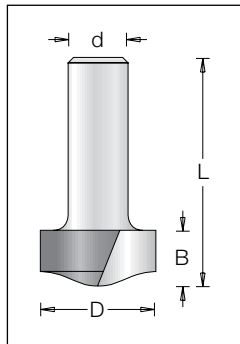
Spare Parts:



Molded Bearing  
#191 935 OS  
4.7x12.7x4.8

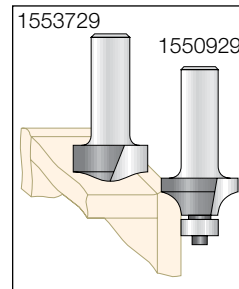


## Corner Top Bit - No Drip

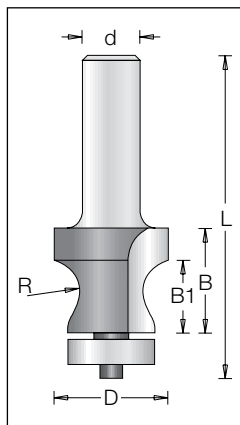


øD	B	Code No.	L	ød
25.4	12.7	1553729	54	12

⚠ Can be supplied with 1/2" shank.



## Corner Top Bit - No Drip




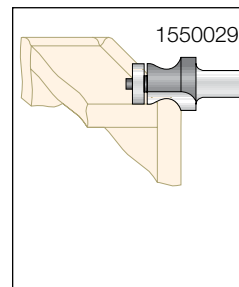
øD	R	B	Code No	B1	L	ød
25	8	23	1550029	16	77	12
	8	29	1550039	24	83	12

⚠ Can be supplied with 1/2" shank.

Spare Parts:




Molded Bearing  
#191 934 OS  
6.3x19.05x6.5




Plastic



Solid Surface Materials



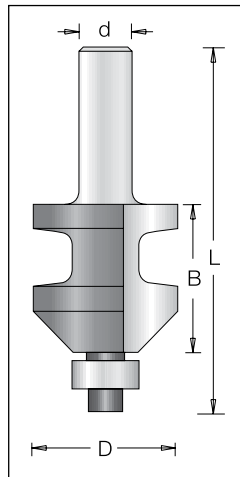
Aluminum



Composites

# Solid Surface Materials

## Bevel Hob Bit



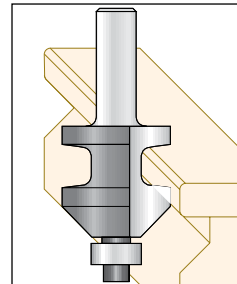
$\varnothing D$	B	Code No.	L	$\varnothing d$
35	36	1564109	89	12

Can be supplied with 1/2" shank.

Spare Parts:

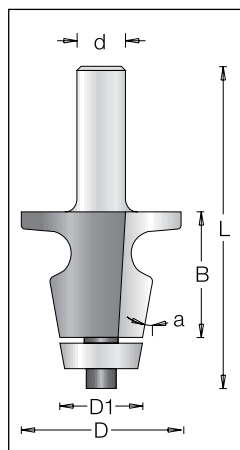


Ball Bearing  
#191 005 0  
16x6.3x5



Advanced Materials

## Under Mount Profile Bowl Bit



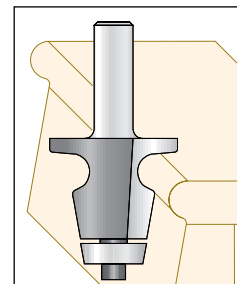
$\varnothing D$	B	Code No.	R	a	L	$\varnothing d$
42	33	1554109	6	11°	83	12

Can be supplied with 1/2" shank.

Spare Parts:




Molded Bearing  
#191 932 0S  
21.8x6.35x5.7




Plastic



Solid Surface  
Materials



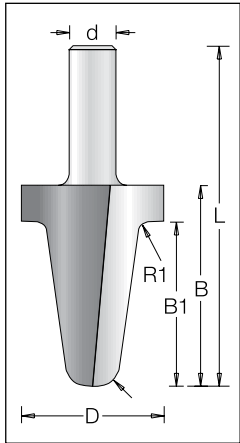
Aluminum



Composites


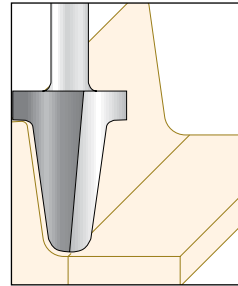
# Solid Surface Materials

## Upright Bit



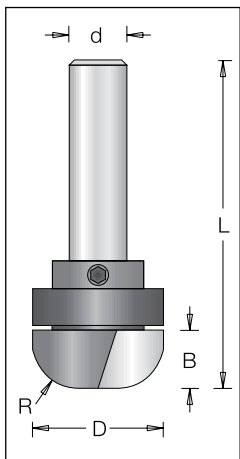
$\varnothing D$	B	B1	Code No.	R	R1	L	$\varnothing d$
39	40	30	1564019	6	3	78	12
	55	45	1564059	6	3	93	12

Can be supplied with 1/2" shank.



Plastic

## Coving Bit



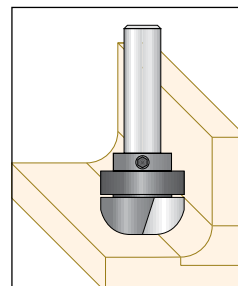
$\varnothing D$	B	Code No.	R	L	$\varnothing d$
28.6	12.7	1062809	10	73	12

Can be supplied with 1/2" shank.

Spare Parts:




Molded Bearing  
#191 944 0  
15x28.6x8.5



Solid Surface Materials



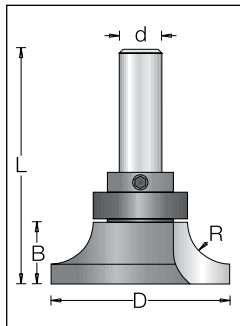
Aluminum



Composites

# Solid Surface Materials

## Inverted (Under-Cut) Round Over Bit



$\varnothing D$	R	B	Code No.	L	$\varnothing d$	n
54.0	12.7	20.0	1592039	73	12	
67.0	19.0	25.4	1592069	77	12	18,000
79.4	25.4	30.7	1592099	83	12	18,000

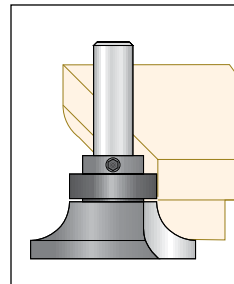


Can be supplied with 1/2" shank.

Spare Parts:

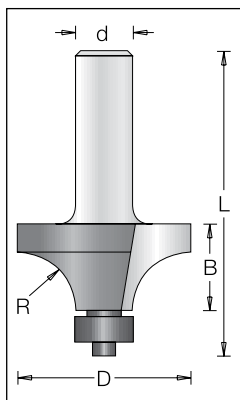


Molded Bearing  
#191 944 0  
15x28.6x8.5



Max.  
RPM

## Round Over Bit



$\varnothing D$	R	B	Code No.	L	$\varnothing d$
38.1	12.7	19.0	1590039	65	12
51.0	19.0	25.4	1590069	73	12


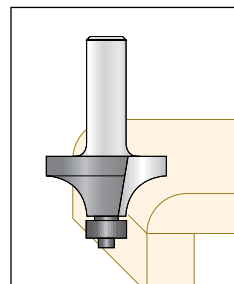


Can be supplied with 1/2" shank.

Spare Parts:




Molded Bearing  
#191 935 0S  
4.7x12.7x5.7



Plastic

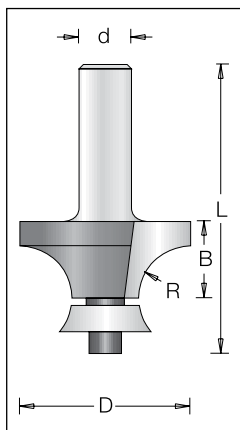


Solid Surface  
Materials



Aluminum

## Round Over Bit



$\varnothing D$	R	B	Code No.	L	$\varnothing d$		n
41.6	12.7	18.7	1594019	68.4	12	A	18,000
54.2	19.0	25.0	1594059	76.0	12	B	18,000
67.0	25.4	31.4	1594109	92.0	12	C	18,000



Can be supplied with 1/2" shank.

Spare Parts:




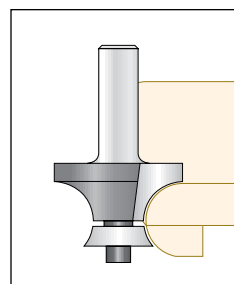
Molded Bearing  
#191 996 0S  
6.3x21.4xR12.7



Molded Bearing  
#191 997 0S  
6.3x19.4xR19



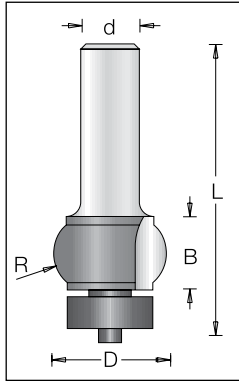
Molded Bearing  
#191 998 0S  
6.3x18.5xR25.4



Composites

# Solid Surface Materials

## Edge Face Cove Bit


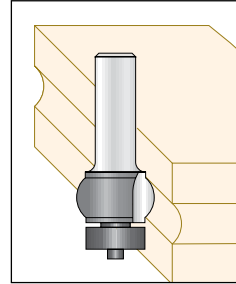


øD	R	B	Code No.	L	ød
25.4	7.9	16	1621019	67	12

Spare Parts:

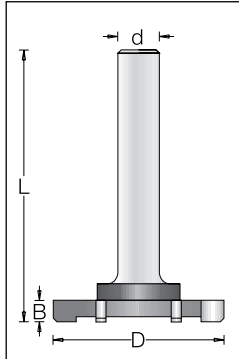


Molded Bearing  
#191 934 0S  
6.3x19.05x6.5

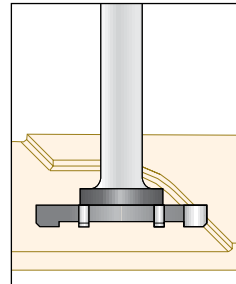


Plastic


## Six Wing Trimmer




øD	B	Code No.	L	ød
52	6.5	1600059	83	12



Solid Surface Materials



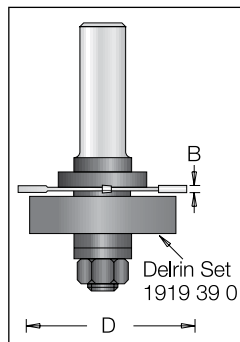
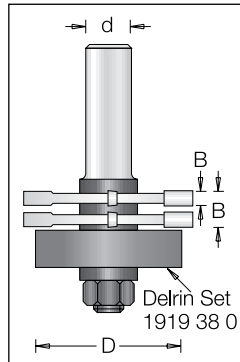
Aluminum



Composites

# Solid Surface Materials

## Tongue & Groove - Jointing Set



	øD	B	Code No.	L	ød
Complete	47.7	10.0	1084409	76.2	12
Cutter (x2)	47.7	4.0	1080850		
Cutter	47.7	2.0	1080760		

Can be supplied with 1/2" shank.

### Spare Parts:



Arbor & Nut  
#190 004 9  
L=76.2



Molded Bearing  
#191 938 0  
8x43x9.6



Molded Bearing  
#191 939 0  
8x40.7x10.5



Spacer  
#192 016 0  
6x16



Spacer  
#192 050 0  
0.05x16



Spacer  
#192 100 0  
0.1x16



Spacer  
#192 011 0  
1x16



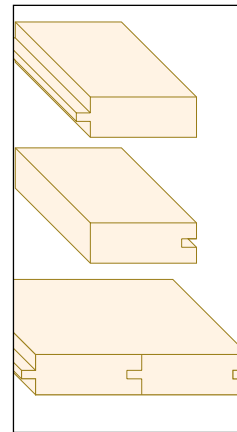
Spacer  
#192 015 0  
3x16



Spacer  
#192 040 0  
3.15x16



Spacer  
#192 022 0  
4.5x25



Advanced Materials



Plastic



Solid Surface  
Materials






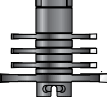


Aluminum

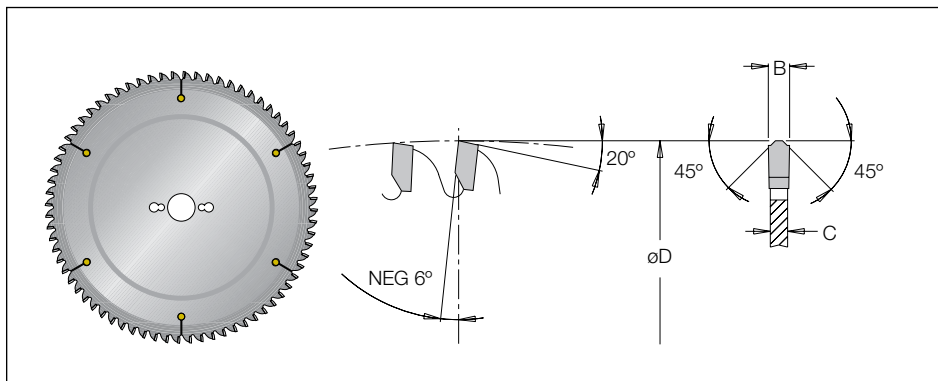


Composites

# Aluminum

					
350	351	351	352	352	353


## MESAN, MFSAN - Aluminum Profiles Saw Blade



øD	Teeth	Code No.	B	c	n	m/min	ød	
150	48	90202433 ■	2.8	2.2	5000-8900	12-21	20	MFSAN
160	48	90202443	2.8	2.2	4700-8300	11-20	20	MFSAN
180	58	90202486	2.8	2.2	4200-7400	12-21	30	MFSAN
184	58	9020245E	2.8	2.2	4100-7200	12-21	16	MFSAN
	58	90202453	2.8	2.2	4100-7200	12-21	20	MESAN
190	60	90202493	2.8	2.2	4000-7000	12-21	20	MFSAN
	60	90202496	2.8	2.2	4000-7000	12-21	30	MFSAN
200	48	90200706 ■	2.8	2.2	3800-6600	9-16	30	MESAN
	64	90202506	2.8	2.2	3800-6600	12-21	30	MFSAN
216	64	90202566	2.8	2.2	3500-6100	11-20	30	MFSAN
230	60	90202606 ■	2.8	2.2	3300-5800	10-17	30	MESAN
235	60	90202636	2.8	2.2	3200-5600	10-17	30	MFSAN
250	60	90200806	3.2	2.6	3000-5300	9-16	30	MESAN
	80	90202706	3.2	2.6	3000-5300	12-21	30	MFSAN
250	100	90202756	3.2	2.6	3000-5300	15-27	30	MFSAN
	72	90200857	3.2	2.6	2700-4800	10-17	32	MESAN
300	72	90200906	3.2	2.6	2500-4400	9-16	30	MESAN
	96	90202806	3.2	2.6	2500-4400	12-21	30	MFSAN
330	80	90200957	3.2	2.6	2300-4000	9-16	32	MESAN
	102	90202857	3.2	2.6	2300-4000	12-20	32	MFSAN
350	84	90201006	3.2	2.6	2100-3800	9-16	30	MESAN
	108	90202906	3.2	2.6	2100-3800	11-21	30	MFSAN
380	100	90202956	2.8	2.2	2000-3500	10-18	30	MESAN
400	96	90201106	3.8	3.2	1900-3300	9-16	30	MESAN
	120	90203006	3.8	3.2	1900-3300	11-20	30	MFSAN
420	96	90203406	4.0	3.4	1800-3100	9-15	30	MESAN
450	108	90204006	4.0	3.4	1600-2900	9-16	30	MESAN
	120	90204106	4.0	3.4	1600-2900	10-17	30	MFSAN
500	120	90204206	4.4	3.8	1500-2600	9-16	30	MESAN

■ Available upon request

⚠ The material must be clamped firmly to the table on both sides during cutting operation.




Plastic



Solid Surface Materials



Aluminum

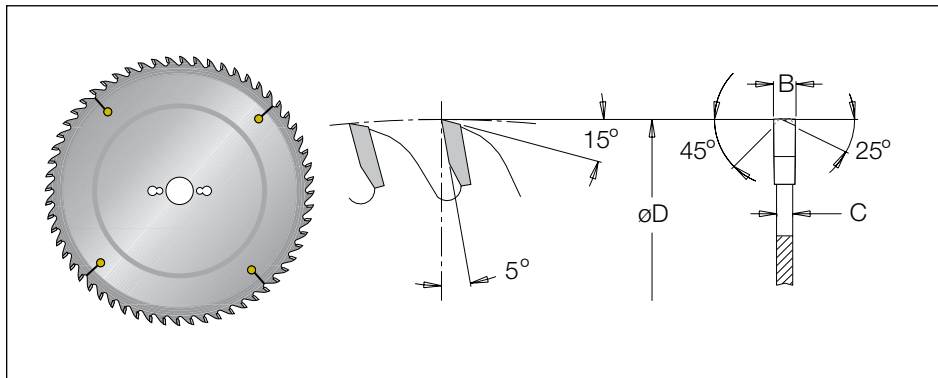


Composites



# Aluminum

## META,META,MFTA - Aluminum Bars Saw Blade



øD	Teeth	Code No.	B	C	n	m/min	ød	
300	80	90254006	3.4	2.8	2500-4400	20-35	30	MFTA
	60	90250106	3.4	2.8	2500-4400	15-25	30	META
350	100	90254306	3.6	3.0	2100-3800	21-38	30	MFTA
	80	90250206	3.6	3.0	2100-3800	16-30	30	META
400	120	90254506	3.8	3.2	1900-3300	23-40	30	MFTA
	80	90250306	3.8	3.2	1900-3300	15-26	30	META
450	100	90250406	4.0	3.4	1600-2900	16-29	30	META
	80	90256006	4.0	3.4	1600-2900	13-23	30	MCTA
500	100	90250506	4.2	3.5	1500-2600	15-26	30	META
	80	90256036	4.2	3.5	1500-2600	12-20	30	MCTA
550	120	90250606	4.4	3.8	1400-2400	16-28	30	META
	100	90256066	4.4	3.8	1400-2400	14-24	30	MCTA

Advanced Materials



Plastic



Solid Surface  
Materials

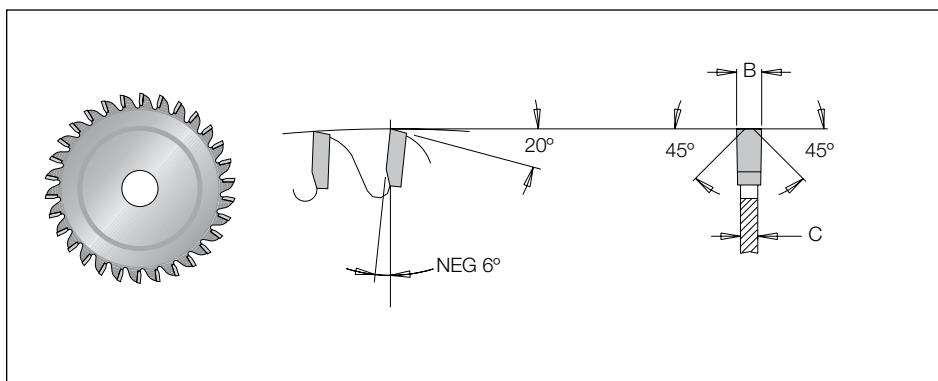


Aluminum



Composites

## MEHAN - Milling Saw Blade



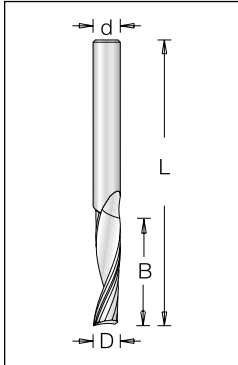
øD	Teeth	Code No.	B	c	n	ød
100	24	90200511	3.9	3.2	7600-13000	15.87
	30	90200551	3.9	3.2	7600-13000	15.87
115	24	9020061A	3.9	3.2	6600-11600	22.2
	30	9020063A	3.9	3.2	6600-11600	22.2



To be used manually with mini grinder.  
Used extensively in the boat building industry for milling, that is cleaning up, grooving of aluminum welds and cutting out welding tacks.

# Aluminum

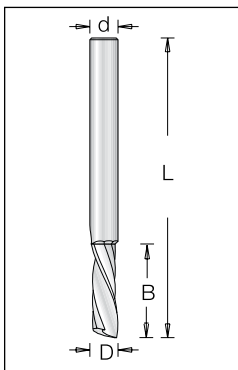
## Single Spiral O Flute, Up Shear Angle, Mirror Finish





D	B	Code No.	L	ød
3.2	8.0	185510z	40	3.2
4.75	12.7	1855224	50	6.35
6.35	16.0	1855304	50	6.35



## Single Spiral O Flute, Down Shear Angle, Mirror Finish



D	B	Code No.	L	ød
3.2	8.0	185410z	40	3.2
4.75	12.7	1854224	50	6.35
6.35	16.0	1854304	50	6.35




Plastic



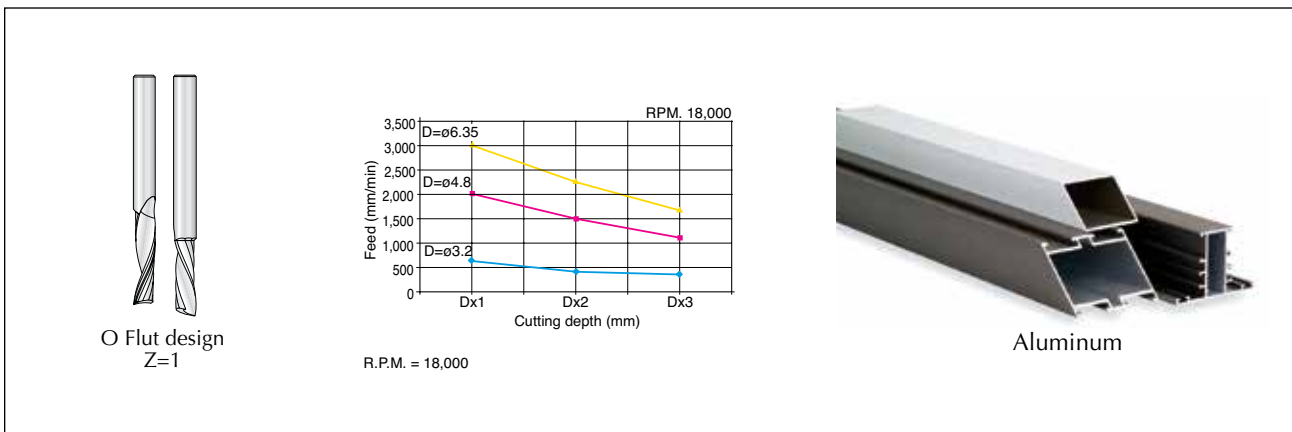
Solid Surface Materials



Aluminum



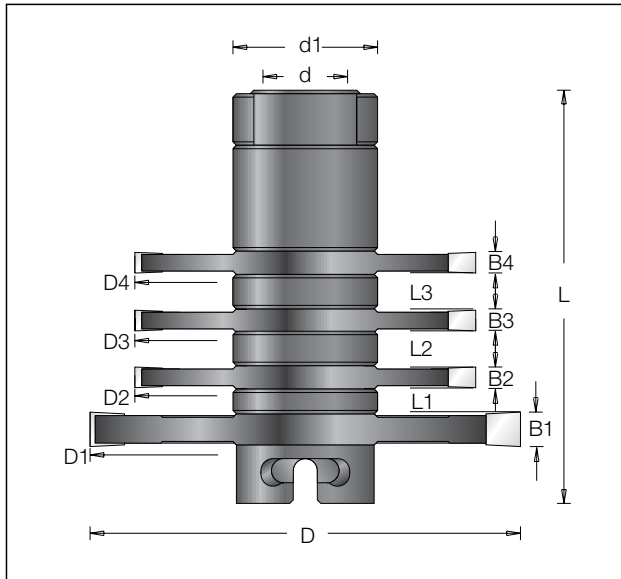
Composites



# Aluminum


## Custom & Milling Head

Special head made from steel sleeve and brazed cutter according to customer definition.



Special tools for working on aluminium profiles.  
To order single cutters indicate diameter, width and bore.  
To order sets supply a drawing of the requested cutter profile, dimensions; diameter, width and bore as well as the dimensions between the cutters.

$d = \dots, d1 = \dots, L = \dots$   
 $D1 = \dots, B1 = \dots, L1 = \dots$   
 $D2 = \dots, B2 = \dots, L2 = \dots$



Plastic



Solid Surface Materials

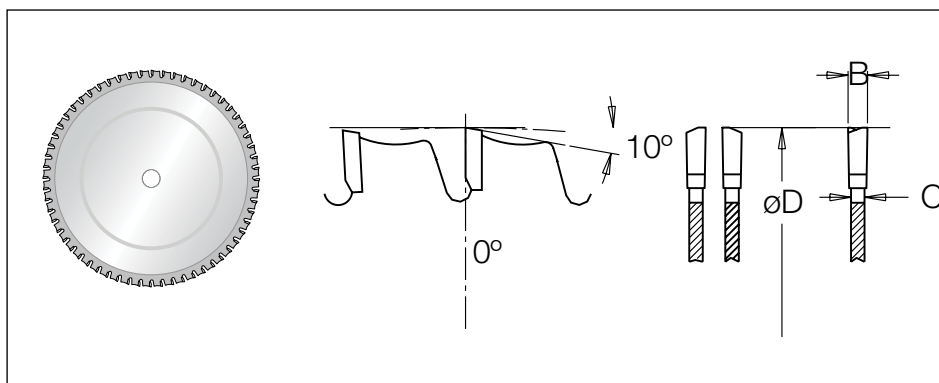


Aluminum





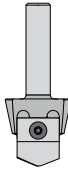
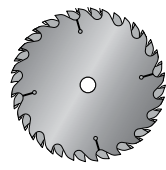

Composites

## MEZB, MFZB - Metal Saw Blade



øD	Teeth	Code No.	B	c	n. Max.	ød	
185	36	90209013	2.2	1.8	1,800	20.0	MEZB
305	60	90210005	2.2	1.8	1,800	25.4	MWZB
305	80	90210055	2.2	1.8	1,800	25.4	MFZB
355	80	90210105	2.4	2.0	1,800	25.4	MFZB



## ACM Aluminum Combined With Plastics

				
#1050	#1060	#1060	#5548	#G1853
355	356	356	357	7126



### Folding Routers, Cutters & Saws for Aluminum Combined with Plastics

A complete set of tools for folding applications in sandwich board consisting of aluminum and plastics, such as Alucobond or Dibond. To be used with a variety of machines and power tools: Table saws, manual circular saws, CNC machines and routers.




Plastic



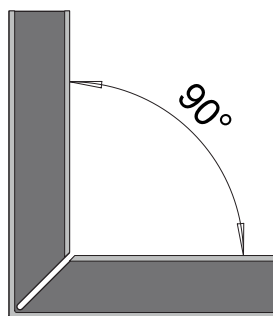
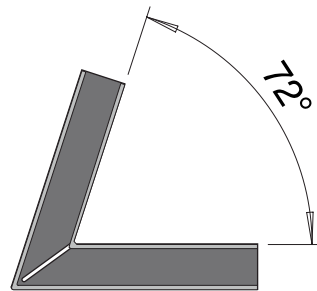
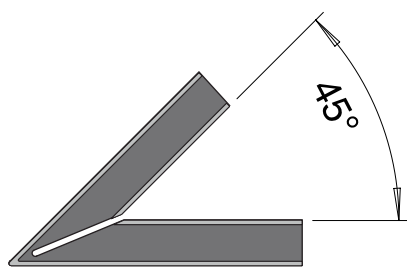
Solid Surface Materials



Aluminum



Composites



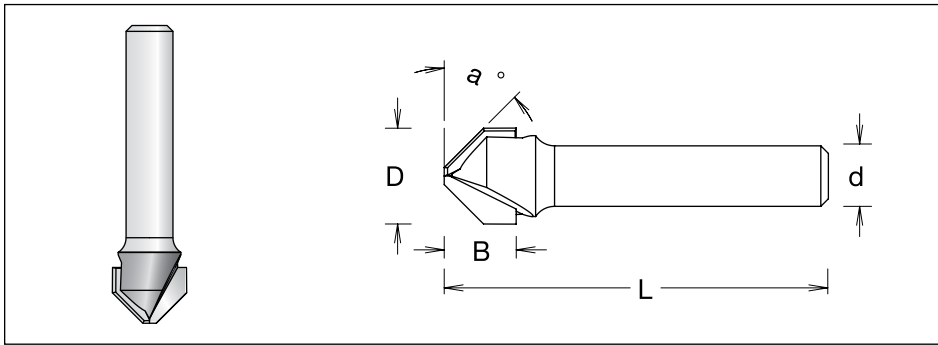
Max banding up to 180°



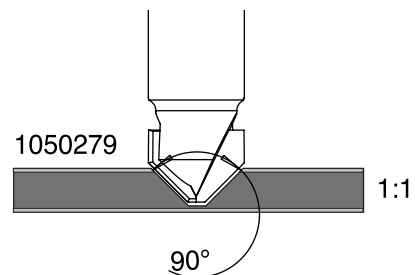
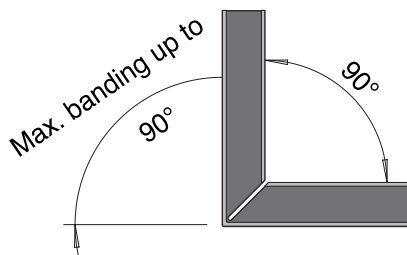
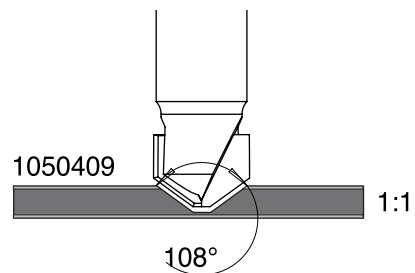
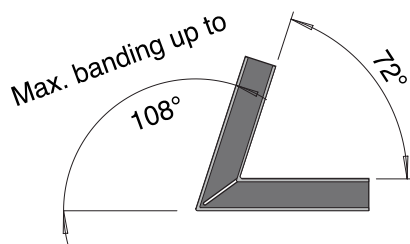
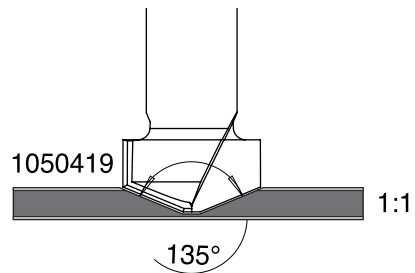
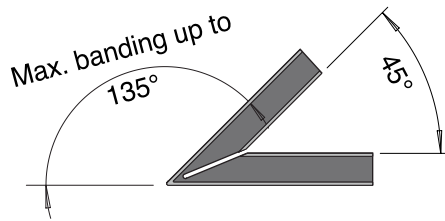


## Folding Router for Routing Machines


**NEW**



$\varnothing D$	Code No.	$a^\circ$	B	Z	L	$\varnothing d$	n
12.7	1050265	45°	9.5	2	50.8	8	28,000
	1050279	45°	9.5	2	40.8	12	28,000
	1050405	108°	11.5	2	50.8	8	28,000
	1050409	108°	11.5	2	62.0	8	28,000
18.2	1050419	135°	9.5	2	52.0	12	28,000



Advanced Materials




Plastic



Solid Surface  
Materials



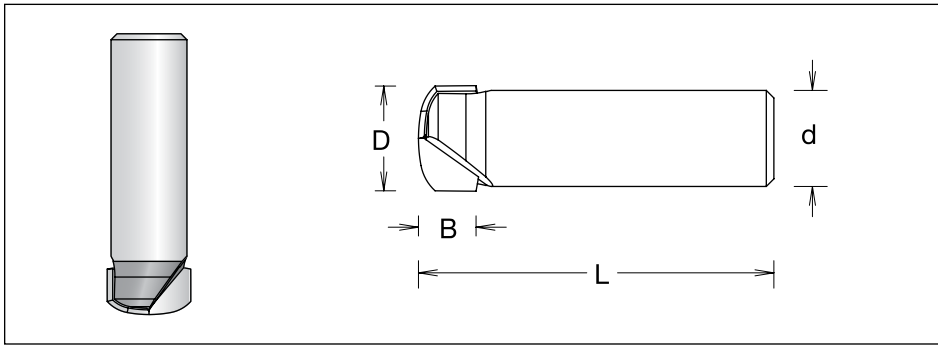
Aluminum



Composites


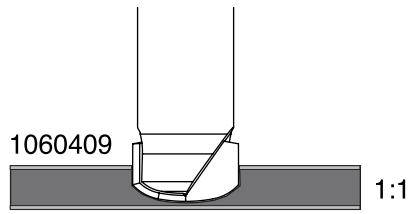
## Folding Router for 180° Bending

**NEW**



øD	Code No.	B	Z	L	ød	n
14.0	1060479	7.5	2	47	12	28,000

Max banding up to 180°

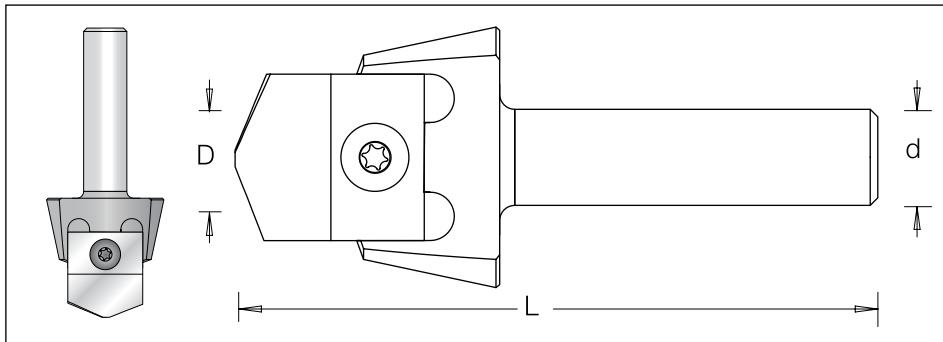


Plastic

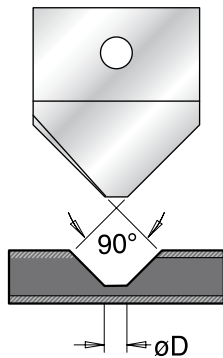
## Folding Router with Replaceable Inserts

For use on CNC machines.

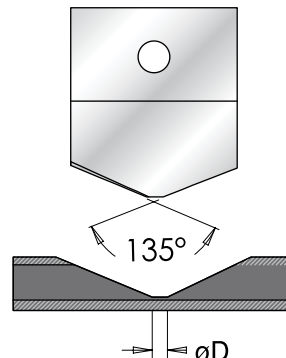
**NEW**



øD	Code No.	B	Z	L	ød	n
14.0	1060479	7.5	2	47	12	28,000



Code No.	D
3185100	3.27




Code No.	D
3185106	2.0



Solid Surface Materials



Aluminum

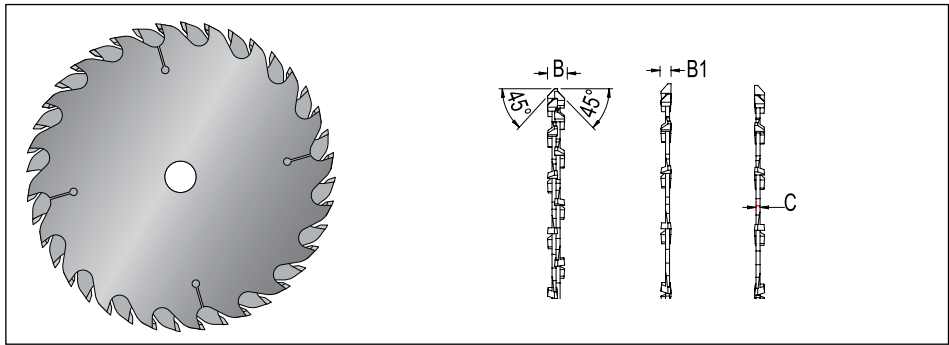


Composites




## Adjustable Folding Saw Blade

**NEW**



øD	Code No.	B	B1	Z	C	ød	n
250	5548061	10.2	6	2	2.4	25.4	7,600-5,300

Advanced Materials

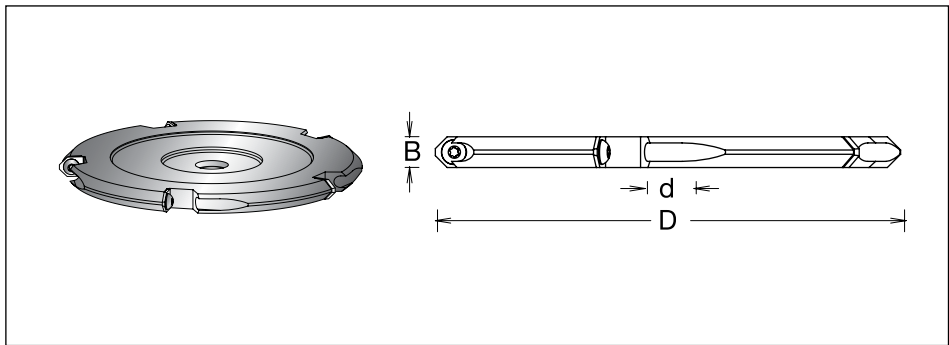


Plastic

## Folding Cutter with Replaceable Inserts

For use with manual sawing machines.

**NEW**



øD	Code No.	B	Z	ød	n
152.4	712685Z	10.1	5	5/8»	9,000



Solid Surface Materials



Aluminum



Composites

Spare Parts:



T.C. Blade  
#3208569  
12X10X2






Torx screw  
#19314828  
M4x5.6



Torx key  
#1941015  
T15

# Composites

## Composites

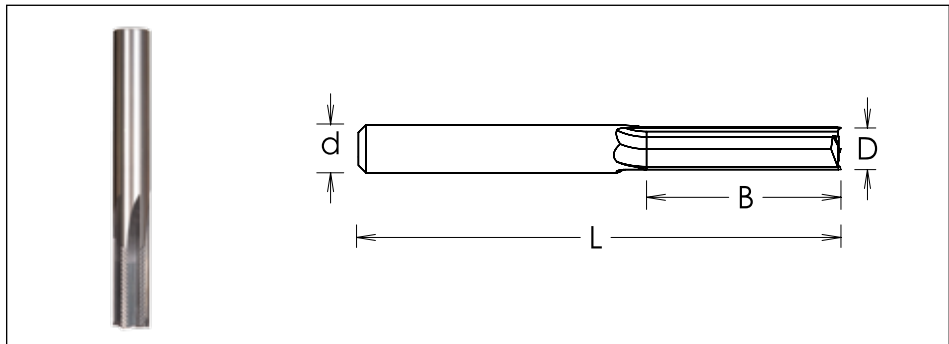


#7301	#73003	#7300	#1301	#7300	#9580	#7303
358	358	359	360	360	361	361


## Straight Shear Multi Flute

Solid carbide straight router suitable for sizing and pocket milling of honeycomb parts, combined with AFRP layers. Nano grain carbide with super finish grinding for maximum durability against wear.

**NEW**



øD	Flat end	B	Z	L	ød
6.35	73017054	25.4	3	63.5	6.35
9.52	73017026	38.1	4	76.0	9.52
12.7	73017068	50.8	5	101.6	12.7



Plastic



Solid Surface Materials



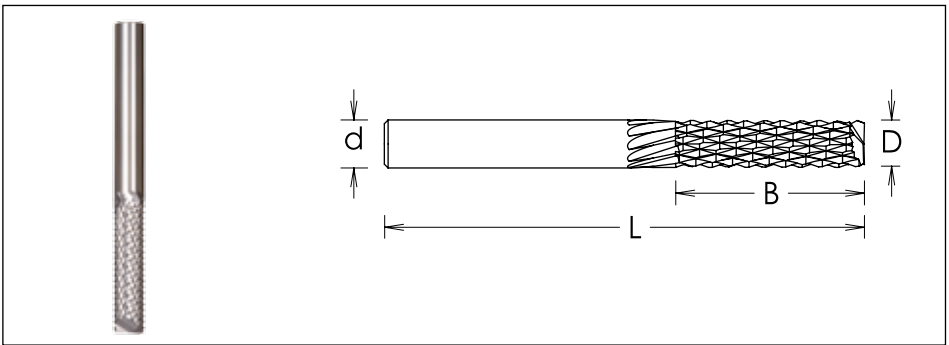
Aluminum



## Burrs Tools

Solid tungsten carbide endmill suitable for sizing ,pockets and milling holes, roughfinish. For use on routers and machining centers with or without CNC systems.

**NEW**



øD	Flat end	Fish tail end	Multi flutes end	Drill point end	B	L	ød
6.35	73001284	73001364	73001444	73001714	25.4	63.5	6.35
9.52	73001316	73001396	73001476	73001746	38.1	82.5	9.52
12.7	73001328	73001408	73001488	73001778	50.8	101.6	12.7



Flat end



Fish tail end



Multi flutes end



Drill point end



Composites



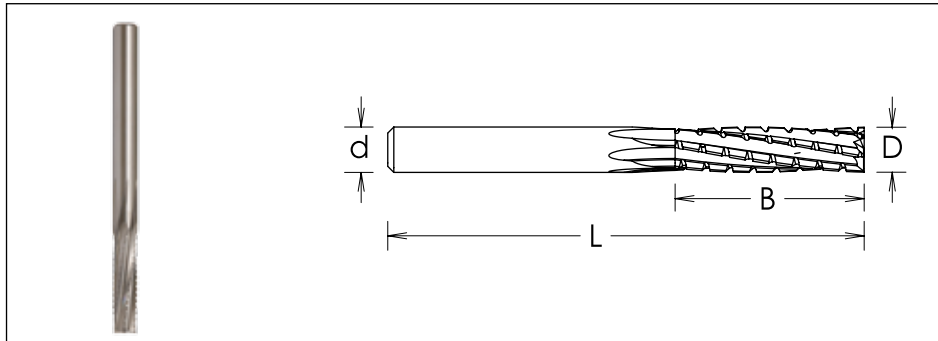
# Composites



## Multi Flutes Endmill - Up Shear

Solid tungsten carbide endmill suitable for sizing ,pockets and milling holes, finefinish. Upcut spiral for optimum chip flow and improved finish on the bottom of the FRP parts.For use on routers and machining centers with or without CNC systems.

**NEW**

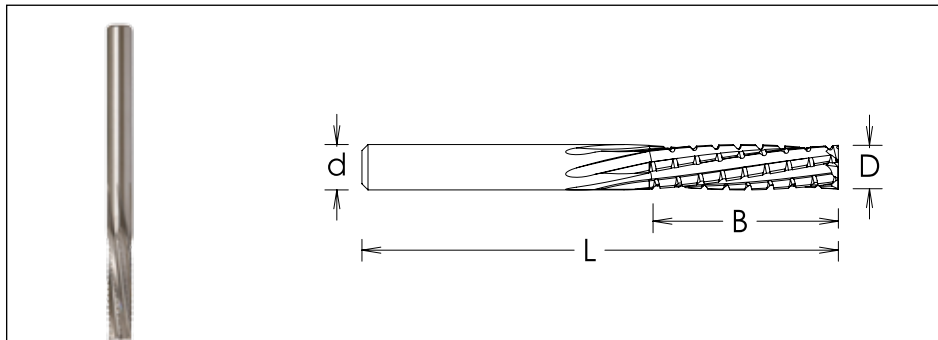


øD	Uncoated	CA Coating	B	Z	L	ød
6.35	73003054	CA73003054	25.4	6	63.5	6.35
7.94	7300306Z	CA7300306Z	32.0	9	76.0	7.94
9.52	73003076	CA73003076	38.1	10	82.5	9.52
12.7	73003088	CA73003088	50.8	12	101.6	12.7

## Multi Flutes Endmill - Down Shear

Solid tungsten carbide endmill suitable for sizing ,pockets and milling holes, fine finish. Upcut spiral for optimum chip flow and improved finish on the bottom of the FRP parts.For use on routers and machining centers with or without CNC systems.

**NEW**



øD	Uncoated	CA Coating	B	Z	L	ød
6.35	73005054	CA73005054	25.4	6	63.5	6.35
7.94	7300506Z	CA7300506Z	32.0	9	76.0	7.94
9.52	73005076	CA73005076	38.1	10	82.5	9.52
12.7	73005088	CA73005088	50.8	12	101.6	12.7

Advanced Materials



Plastic



Solid Surface Materials



Aluminum



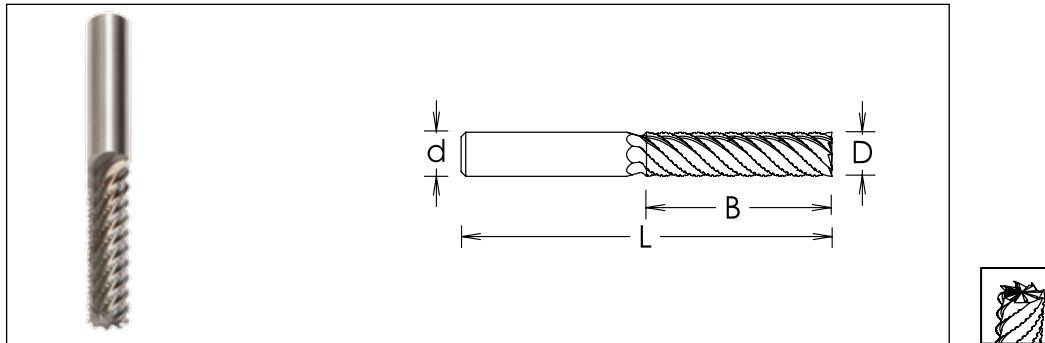
Composites

# Composites


## Hogger End Mill

NEW

Solid tungsten carbide endmill, suitable for sizing and flatness of honey comb parts. Carbide will offer maximum durability. For use on routers and machining centers with or without CNC systems.




øD	Uncoated	B	Z	L	ød
6.35	73017204	25.4	3	63.5	6.35
9.52	73017216	38.1	4	76	9.52
12.7	73017228	50.8	5	101.6	12.7




Plastic



Solid Surface Materials



Aluminum

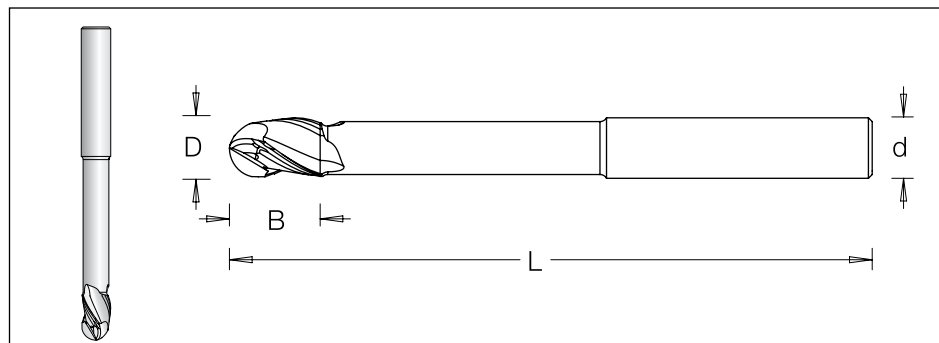


Composites

## Ball Nose End Mill

Solid tungsten carbide router, suitable for round corner, edges, pockets and 3D curving. For use in all types of materials such as MDF, plastics and aluminium. All tools made with neck clearance for deep cuts.

NEW



øD	Code No.	B	Z	L	ød	n
6.0	SO1063763	9.0	3	80.0	6	
8.0	SO1063775	12.0	3	85.0	8	
10.0	SO1063787	15.0	3	100.0	10	
12.0	SO1063799	16.0	3	100.0	12	

øD	Uncoated	B	Z	L	ød
6.35	73034064	9.52	3	76.0	6.35
7.95	7303407Z	12.7	3	88.9	7.94
9.52	73034086	15.87	3	101.6	9.52
12.7	73034098	19.05	3	127	12.7

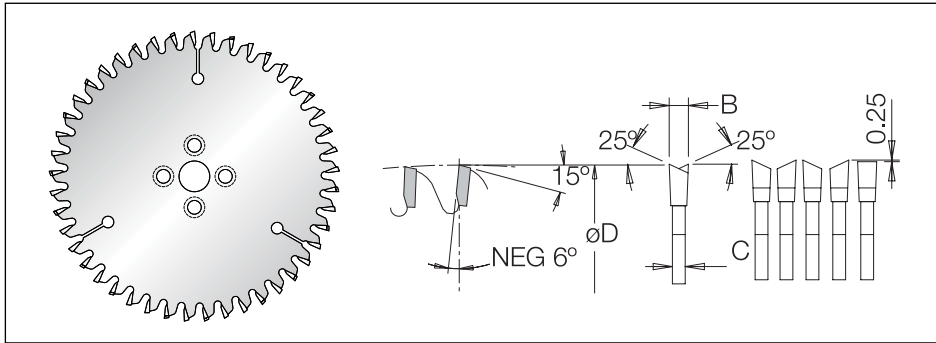
# Composites



## Solid Carbide Tipped Disk

**NEW**

Solid carbide tipped disk mounted on an arbor. Suitable for straight, fast cutting of edges at variable heights. Can be used on 5-axis CNC machines. Ideal for use on honeycomb parts with outer layer of GFRP- Glass Fiber Reinforced Thermosetting Plastics, CFRP- Carbon Fiber Reinforced Thermosetting Plastics, diamond and AFRP -Aramid Fiber Reinforced Plastics.

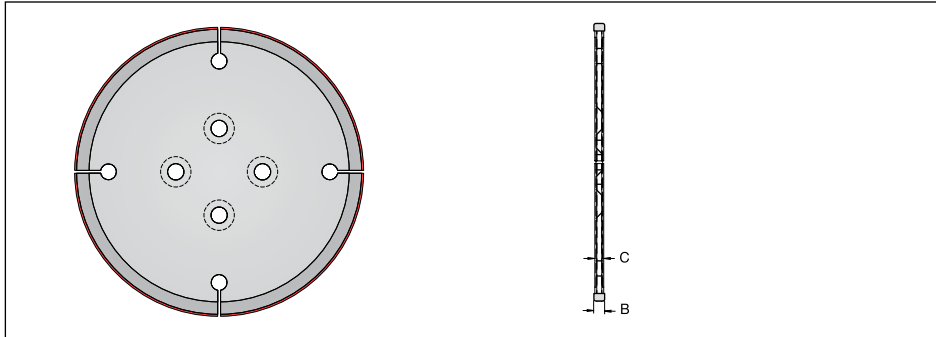


øD	B	Code No.	c	Teeth	ød	⌀	n
100	2.4	95801611	1.8	45	15.87	4x7.1xø30	
150	2.4	95801621	1.8	24	15.87	4x7.1xø30	

## Electro-Plated Diamond Disk

**NEW**

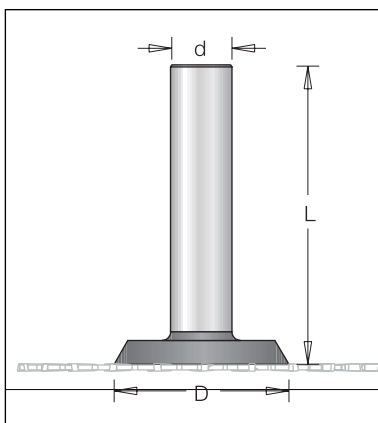
Electro-plated diamond disk mounted on an arbor. Suitable for straight, fast cutting of edges at variable heights. Can be used on 5-axis CNC machines. Ideal for GFRP- Glass Fiber Reinforced Thermosetting Plastics and CFRP- Carbon Fiber Reinforced Thermosetting Plastics. Diamond grain size can be adapted to the cutting quality required.



øD	B	Code No.	c	ød	⌀	n
100	3.2	73033161	1.8	15.87	4x5.7xø30	
150	3.2	73033171	1.8	15.87	4x5.7xø30	

## CNC Arbor

**NEW**



øD	øD1	Code No.	L	⌀	ød
45.0	15.87	1901218	82.55	4xM5xø30	12.7
40.0	15.87	1902292	150.0	4xM5xø30	19.05
40.4	15.87	1902290	150.0	4xM5xø30	20.0

Spare Parts:



Allen screw  
193 042 6  
M5x12



Allen key  
194 003 5  
S3




Plastic



Solid Surface  
Materials



Aluminum



Composites

# Index

1010013	244	1030013	247	1050419	355	1060479	356
1010015	244	1030015	247	1052103	248	1060603	260
1010043	244	1030043	247	1053043	320	1060623	260
1010045	244	1030045	247	1053045	320	1060633	260
1010073	244	1030065	247	1053509	84	1060639	260
1010075	244	1030073	247	1053529	83	1060699	260
1010079	244	1030075	247	1053569	83	1062123	261
1010103	244	1030093	247	1053609	83	1062623	260
1010105	244	1031139	341	1053619	83	1062633	260
1010106	244	1040013	303	1053629	83	1062639	260
1010109	244	1040015	303	1053649	83	1062699	260
1010113	243	1040019	303	1053669	83	1062809	346
1010119	243	1040043	303	1053689	83	1063629	86
1010133	244	1040045	303	1053700	82	1063649	86
1010135	244	1040049	303	1053800	82	1063669	86
1010153	244	1040053	303	1053909	83	1063689	86
1010155	244	1040055	303	1054009	83	1066049	267
1010169	244	1040073	303	1054059	83	1066079	267
1010179	245	1040109	303	1054069	83	1066109	267
1010183	244	1040139	303	1060013	259	1066139	267
1010185	244	1040169	303	1060015	259	1066169	267
1010199	244	1040199	303	1060033	259	1066199	267
1010209	245	1040229	303	1060035	259	1066229	267
1010223	244	1040243	303	1060063	259	1070013	230
1010229	244	1040259	303	1060065	259	1070015	231
1010253	244	1040259	341	1060073	259	1070043	230
1010259	244	1040369	303	1060075	259	1070045	231
1010289	244	1040379	303	1060093	258	1070049	232
1010309	245	1040853	303	1060095	258	1070073	230
1010473	244	1040863	303	1060099	258	1070075	231
1010475	244	1040865	303	1060119	259	1070079	232
1011003	243	1041013	250	1060123	258	1070083	230
1011013	243	1042043	304	1060125	258	1070103	230
1014159	339	1042053	304	1060129	258	1070105	231
1014169	339	1042513	304	1060139	259	1070109	232
1014179	244	1043003	250	1060149	259	1070113	230
1014209	339	1050013	249	1060153	258	1070123	230
1019103	246	1050015	249	1060155	258	1070133	230
1019403	246	1050019	249	1060159	258	1070135	231
1019405	246	1050043	249	1060169	259	1070163	230
1019443	246	1050045	249	1060173	259	1070165	231
1019445	246	1050103	249	1060179	259	1070169	232
1019449	246	1050105	249	1060183	258	1070173	230
1019479	246	1050109	249	1060185	258	1070193	230
1019579	246	1050133	249	1060189	258	1070223	230
1020043	254	1050135	249	1060199	259	1070225	231
1020045	254	1050139	249	1060203	259	1070229	232
1020053	255	1050163	249	1060215	258	1070253	230
1020055	255	1050165	249	1060219	258	1070255	231
1020073	254	1050169	249	1060243	258	1070259	232
1020103	255	1050173	249	1060245	258	1070273	230
1020105	255	1050193	249	1060249	258	1070283	230
1020123	255	1050195	249	1060299	259	1070285	231
1020129	255	1050199	249	1060309	259	1070289	232
1021523	256	1050229	249	1060339	258	1070313	230
1021525	256	1050259	249	1060379	258	1070315	231
1022523	256	1050265	355	1060409	258	1070319	232
1022525	256	1050279	355	1060449	261	1070343	230
1023023	256	1050319	249	1060459	261	1070345	231
1024523	256	1050405	355	1060469	261	1070349	232
1024525	256	1050409	355	1060479	356	1070375	231

# Index

1070403	230	1071279	232	1074349	235	1075589	233
1070405	231	1071289	232	1074433	234	1075613	229
1070423	230	1071299	232	1074453	234	1075623	229
1070433	230	1071309	232	1074463	234	1075643	229
1070435	231	1071315	231	1074469	235	1075653	229
1070463	230	1071339	232	1074499	235	1075669	233
1070465	231	1071369	232	1074569	235	1075673	229
1070469	232	1071429	232	1074595	61	1075703	229
1070493	230	1071459	232	1074595	228	1075733	229
1070495	231	1072049	237	1074659	235	1075829	233
1070499	232	1072229	237	1074703	234	1075839	233
1070529	232	1072379	237	1074733	234	1075849	233
1070559	232	1072399	237	1074809	61	1075859	233
1070563	230	1072399	340	1074809	228	1075889	233
1070565	231	1072403	237	1074819	61	1075919	233
1070579	232	1072463	237	1074819	228	1075929	233
1070583	230	1072483	237	1074829	235	1075949	233
1070585	231	1072583	237	1074839	235	1075979	233
1070593	230	1072663	237	1074869	61	1076009	233
1070615	231	1072746	237	1074869	228	1076039	233
1070619	232	1072979	237	1074879	61	1076049	233
1070649	232	1073015	236	1074879	228	1076099	233
1070653	230	1073023	236	1074889	235	1076129	233
1070655	231	1073025	236	1074899	61	1076159	233
1070673	230	1073033	236	1074899	228	1076189	233
1070675	231	1073039	236	1074929	235	1076219	233
1070703	230	1073063	242	1075003	229	1076249	233
1070705	231	1073065	242	1075013	229	1076259	233
1070709	232	1073069	242	1075043	229	1076309	233
1070723	230	1073073	242	1075053	229	1076339	233
1070739	232	1073075	242	1075063	229	1076369	233
1070769	232	1073083	242	1075073	229	1076379	233
1070779	232	1073085	242	1075093	229	1076429	233
1070793	230	1073089	242	1075099	233	1076459	233
1070795	231	1073149	243	1075103	229	1076489	233
1070829	232	1073189	243	1075109	233	1076499	233
1070859	232	1073229	243	1075133	229	1077005	234
1070863	230	1073415	236	1075139	233	1077039	234
1070883	230	1073500	68	1075143	229	1077225	234
1070885	231	1073509	239	1075163	229	1077229	234
1070893	230	1073540	68	1075193	229	1077285	234
1070919	232	1073549	239	1075203	229	1077289	234
1070979	232	1073559	239	1075223	229	1077399	235
1070989	232	1073589	240	1075229	233	1077435	234
1070993	230	1073599	238	1075253	229	1077459	235
1071003	230	1073609	239	1075259	233	1077465	234
1071005	231	1073629	240	1075283	229	1077469	234
1071039	232	1073633	238	1075289	233	1077489	235
1071069	232	1073649	239	1075313	229	1077495	234
1071083	230	1073669	240	1075319	233	1077529	234
1071093	230	1073689	239	1075343	229	1077559	234
1071095	231	1073709	240	1075349	233	1077619	234
1071159	232	1073789	240	1075403	229	1077649	234
1071183	230	1073829	240	1075409	233	1077675	234
1071185	231	1073835	236	1075433	229	1077679	234
1071195	231	1073899	236	1075463	229	1077705	234
1071199	232	1073915	236	1075469	233	1077709	234
1071209	232	1074159	235	1075493	229	1077769	234
1071219	232	1074189	235	1075499	233	1077789	234
1071249	232	1074313	234	1075529	233	1077795	234
1071265	231	1074343	234	1075583	229	1077849	234

# Index

1077899	234	1084659	308	1099103	271	1140065	300
1078013	230	1086100	308	1099105	271	1140069	300
1078023	230	1086109	308	1099133	271	1141013	247
1078023	250	1086510	308	1099135	271	1141015	247
1078025	250	1086519	308	1099163	271	1141033	247
1078333	230	1086520	308	1099165	271	1141035	247
1078343	230	1086529	308	1099169	271	1141083	238
1078353	230	1086530	308	1099193	271	1141093	238
107373H	67	1086539	308	1099195	271	1141109	238
107374H	67	1086540	308	1099199	271	1143019	302
107376H	67	1086549	308	1099229	271	1143109	302
107377H	67	1086550	308	1099259	271	1144063	300
107398H	67	1086559	308	1099269	271	1144065	300
1075259L	233	1089009	310	1099289	271	1144069	300
1075313S	235	1089019	310	1099319	271	1146109	301
1075319L	233	1089030	310	1099339	271	1150015	248
1075319S	235	1089200	310	1100013	247	1150046	248
1075499S	235	1090013	269	1100043	247	1150079	248
1075829L	233	1090015	269	1100045	247	1153079	248
1075829S	235	1090019	269	1100163	247	1160010	254
1075839L	233	1090043	269	1100193	247	1160040	254
1075839S	235	1090045	269	110013	235	1160070	254
1076009L	233	1090049	269	1110043	235	1160200	254
1076049L	233	1090053	269	1110073	235	1160210	254
1080100	309	1090055	269	1110075	235	1160219	254
1080130	309	1090059	269	1110129	235	1161019	254
1080160	309	1090073	269	1110139	235	1161049	254
1080190	309	1090075	269	1120013	275	1161079	254
1080600	307	1090079	269	1120015	275	1161209	254
1080630	307	1090103	269	1120019	275	1170013	262
1080670	307	1090105	269	1120023	275	1170015	262
1080700	307	1090109	269	1120033	275	1170019	262
1080730	307	1090133	269	1120035	275	1170039	262
1080760	307	1090135	269	1120039	275	1170043	262
1080760	349	1090139	269	1120043	275	1170045	262
1080790	307	1090163	269	1120045	275	1170049	262
1080820	307	1090165	269	1120049	275	1170073	262
1080850	307	1090169	269	1120073	275	1170075	262
1080850	310	1090193	269	1120075	275	1170079	262
1080850	349	1090195	269	1120079	275	1170105	262
1080880	307	1090199	269	1120103	275	1170109	262
1080910	307	1090209	269	1120105	275	1170139	262
1082010	307	1090229	269	1120109	275	1170179	262
1082020	307	1090259	269	1120133	275	1171509	263
1082030	307	1090269	269	1120135	275	1171559	263
1082040	307	1090289	269	1120159	275	1171609	263
1082050	307	1090309	269	1120189	275	1173029	265
1082060	307	1090319	269	1130013	276	1173049	265
1082070	307	1090339	269	1130015	276	1190013	270
1083010	307	1090349	269	1130019	276	1190015	270
1083020	307	1090503	269	1130043	276	1190019	270
1083030	307	1090509	269	1130045	276	1190043	270
1083040	307	1092183	273	1130049	276	1190045	270
1083050	307	1092189	273	1130109	343	1190049	270
1083060	307	1092289	294	1133043	275	1190053	270
1083070	307	1099013	271	1133049	275	1190055	270
1084009	309	1099015	271	1140013	300	1190059	270
1084409	349	1099043	271	1140015	300	1190073	270
1084605	308	1099045	271	1140019	300	1190075	270
1084609	308	1099073	271	1140053	300	1190079	270
1084655	308	1099075	271	1140063	300	1190103	270

# Index

1190105	270	1224079	299	1250229	238	1350025	280
1190109	270	1224089	299	1250229	338	1350029	280
1190133	270	1224099	299	1250239	238	1350033	280
1190135	270	1225010	297	1250259	238	1350035	280
1190139	270	1225010	298	1250289	238	1350039	280
1190163	270	1225010	298	1250319	238	1350043	280
1190165	270	1225049	297	1250349	238	1350045	280
1190169	270	1225079	298	1250359	238	1350049	280
1190193	270	1225129	298	1260109	241	1350069	280
1190195	270	1229049	297	1260149	241	1350079	280
1190199	270	1229079	298	1260239	241	1350089	280
1190209	270	1229129	298	1260109s	241	1352053	266
1190229	270	1230019	296	1260149s	241	1352055	266
1190259	270	1240013	281	1270013	264	1352229	266
1190269	270	1240015	281	1270015	264	1360013	276
1190289	270	1240019	281	1270023	264	1360015	276
1190309	270	1240043	281	1270043	264	1360019	276
1190319	270	1240045	281	1270053	264	1360023	276
1190339	270	1240049	281	1270055	264	1360025	276
1190349	270	1240073	281	1270063	264	1360029	276
1190503	270	1240075	281	1270075	264	1360033	276
1190509	270	1240079	281	1270075	264	1360035	276
1192183	273	1240103	281	1270083	264	1360039	276
1192189	273	1240105	281	1270089	264	1360043	276
1192289	294	1240109	281	1272023	264	1360045	276
1199013	272	1240135	281	1272043	264	1360049	276
1199015	272	1240139	281	1272063	264	1360069	276
1199043	272	1240159	281	1272083	264	1360089	276
1199045	272	1240179	281	1280015	265	1363079	277
1199073	272	1240209	281	1280045	265	1370043	267
1199075	272	1240239	281	1280049	265	1370045	267
1199103	272	1240239	281	1290019	295	1370049	267
1199105	272	1240519	282	1291079	295	1373029	263
1199133	272	1241053	282	1300043	265	1373069	263
1199135	272	1241083	282	1300045	265	1380013	277
1199163	272	1241085	282	1300073	265	1380015	277
1199165	272	1241089	282	1300075	265	1380019	277
1199169	272	1241113	282	1300079	265	1380023	277
1199193	272	1241115	282	1310013	266	1380025	277
1199195	272	1241119	282	1310015	266	1380029	277
1199199	272	1241133	282	1310043	266	1380033	277
1199229	272	1241135	282	1310045	266	1380035	277
1199259	272	1241139	282	1310049	266	1380039	277
1199269	272	1241179	282	1310075	266	1380043	277
1199289	272	1242519	282	1310079	266	1380045	277
1199319	272	1243019	288	1312053	266	1380049	277
1199339	272	1243049	288	1312055	266	1390013	279
1210013	279	1243059	288	1312229	266	1390019	279
1210015	279	1243089	284	1320103	287	1390023	279
1210019	279	1243093	285	1330209	311	1390025	279
1210049	279	1243329	285	1332010	311	1390029	279
1210073	279	1248269	281	1332040	311	1410013	255
1210075	279	1250013	238	1340013	278	1410043	255
1210079	279	1250023	238	1340015	278	1410045	255
1210109	279	1250043	238	1340019	278	1410073	255
1210149	279	1250073	238	1340043	278	1410075	255
1210159	279	1250103	238	1340045	278	1410103	255
1220019	297	1250133	238	1340049	278	1410105	255
1220129	297	1250139	238	1350013	280	1420015	317
1221049	296	1250163	238	1350015	280	1420019	317
1222079	296	1250169	238	1350019	280	1421010	317
		1250199	238	1350023	280		

# Index

1421040	306	1450039	314	1490053	305	1570083	279
1421040	306	1450049	315	1490069	305	1570123	279
1421040	317	1450099	315	1490139	305	1580009	283
1421040	317	1450109	315	1490519	305	1580940	283
1430015	316	1450119	315	1490529	305	1580950	283
1430019	316	1450120	314	1490733	311	1583009	283
1430120	312	1450120	315	1490753	311	1583010	283
1430120	315	1450120	318	1492743	311	1583020	283
1430120	316	1450130	314	1510049	340	1584009	284
1430120	318	1450130	315	1510109	340	1584010	284
1430130	312	1450140	315	1520039	342	1584020	284
1430130	315	1450140	316	1520049	342	1590039	347
1430130	316	1450179	312	1530039	343	1590069	347
1430130	318	1450189	312	1530049	343	1592039	347
1430140	312	1450199	312	1530059	342	1592069	347
1430140	312	1450209	313	1530069	342	1592099	347
1430150	312	1450219	313	1530079	342	1594019	347
1430160	312	1450220	314	1530089	342	1594059	347
1430220	312	1450220	315	1530099	342	1594109	347
1430220	313	1450220	318	1530109	343	1600059	348
1430220	313	1450229	313	1540019	338	1612249	342
1430230	312	1450230	314	1540029	338	1612449	341
1430230	313	1450230	315	1540039	338	1620043	286
1430340	312	1450239	316	1540049	338	1620053	286
1430340	313	1450240	315	1540059	338	1620063	286
1431010	316	1450249	316	1540069	338	1620109	286
1431040	313	1450259	316	1540079	338	1621019	348
1431040	314	1450260	316	1540089	338	1622023	286
1431040	316	1450289	318	1540099	338	1622053	286
1431040	319	1450299	318	1540129	338	1623029	285
1431060	314	1450309	318	1540139	338	1623049	286
1431060	315	1450319	312	1540149	338	1623059	287
1431060	315	1450329	312	1540159	338	1623069	288
1431060	316	1450339	312	1540169	338	1630049	293
1431060	318	1451029	318	1540179	338	1630119	293
1431060	318	1451039	314	1540189	338	1630129	293
1431110	319	1451049	315	1540199	338	1640073	237
1431140	314	1452029	318	1540209	338	1640079	237
1431140	315	1452039	314	1550029	344	1640149	237
1431140	318	1452049	315	1550039	344	1640189	237
1431210	314	1460106	268	1550923	344	1642073	237
1431310	318	1460109	268	1550929	344	1642079	237
1431310	318	1460146	268	1553729	344	1642149	237
1432015	319	1460206	268	1554109	345	1642189	237
1432019	319	1460209	268	1560039	292	1650049	294
1433015	314	1460239	268	1560079	291	1650079	294
1433019	314	1460709	268	1560089	292	1650109	291
1434015	313	1470063	267	1560139	292	1650139	295
1434019	313	1470065	267	1560219	290	1670019	304
1430120L	312	1470069	267	1560409	288	1680010	306
1430120L	315	1470109	267	1560419	278	1680010	306
1430120L	316	1473059	263	1560449	287	1681009	306
1430120L	318	1473109	263	1560479	289	1681010	306
1430230L	312	1480195	286	1560539	287	1682009	306
1430230L	313	1480199	286	1563019	289	1682010	306
143101L	318	1480315	286	1563029	290	1734050	64
1431150L	318	1480319	286	1563069	288	1734055	65
1440015	317	1480379	286	1564019	346	1734100	64
1440019	317	1490013	304	1564059	346	1734105	65
1441010	317	1490039	304	1564109	345	1734155	65
1450029	318	1490049	305	1570043	279	1734160	64



# Index

1734203	64	1742359S	68	1902290	361	1990650	148
1734205	65	1786327	62	1902292	361	1990650	148
1734255	65	1786359	62	1910030	256	1990650	148
1734265	64	1786389	62	1910050	256	1990650	148
1734307	64	1786400	71	1910140	256	1990660	148
1734327	64	1786410	62	1919370	256	1990660	148
1734359	64	1786460	71	1921040	37	1990660	148
1734379	64	1786470	62	1927123	242	1990660	148
1734389	64	1786520	71	1927124	242	1990660	148
1735050	64	1786560	62	1927125	242	1992120	97
1735100	64	1786580	62	1929030	37	1992120	97
1735160	64	1787103	62	1929040	37	2034415	319
1735203	64	1787109	62	1929050	37	2034419	319
1735265	64	1789327	62	1929080	37	2034465	319
1735307	64	1789359	62	1929090	37	2034469	319
1735327	64	1789389	62	1929100	37	2034515	319
1735359	64	1789410	62	1929105	37	2034519	319
1735379	64	1789470	62	1929110	37	2715.251.30	14
1735389	64	1850104	330	1929120	37	2715.301.30	14
1736379	65	1850224	330	1929125	37	2715.301.31	14
1736389	65	1850304	330	1929130	37	2715.303.30	14
1736400	65	1850324	330	1929135	37	2715.350.30	14
1736410	65	1851538	331	1929140	37	2715.351.30	14
1736480	65	1852416	331	1929145	37	2814.160.20	15
1736560	65	1854143	330	1929150	37	2814.160.21	15
1736580	65	1854164	330	1929160	37	2814.190.20	15
1736700	65	1854224	352	1929165	37	2814.190.21	15
1739379	65	1854234	330	1929170	37	2814.190.30	15
1739389	65	1854234	330	1929175	37	2814.190.31	15
1739400	65	1854304	352	1929180	37	2814.216.31	15
1739410	65	1854334	330	1929185	37	2814.250.30	15
1739480	65	1854354	330	1929190	37	2814.250.31	15
1739560	65	1855143	330	1929195	37	2832.120.20	16
1739580	65	1855164	330	1929200	37	2832.125.22	16
1739700	65	1855224	352	1929210	37	2833.120.20	16
1734203S	64	1855234	330	1929220	37	2833.120.22	16
1734265S	64	1855304	352	1929230	37	2833.125.20	16
1735203S	64	1855324	330	1929240	37	2833.125.22	16
1735265S	64	1855334	330	1929250	37	2833.125.45	16
1743203	69	1855354	330	1929260	37	2833.180.30	16
1743275	69	185133Z	331	1929270	37	2833.180.45	16
1743337	69	185410Z	352	1929280	37	2833.200.20	16
1743359	69	185411Z	330	1929290	37	2833.200.45	16
1743379	69	185412Z	330	1929295	37	2833.201.45	16
1743480	69	185413Z	330	1929297	37	2833.202.45	16
1743560	69	185417Z	330	1929800	302	3009502	148
1743580	69	185419Z	330	1929810	302	3009503	148
1748405	70	185423Z	330	1929820	302	3009504	148
1748507	70	185510Z	352	1929830	302	3009505	148
1748609	70	185511Z	330	1929840	302	3009506	148
1748815	70	185512Z	330	1929850	302	3009507	148
1748827	70	185513Z	330	1929860	302	3009508	148
1748839	70	185517Z	330	1929870	302	3009509	148
174107Z	69	185519Z	330	1929880	302	3009510	148
174107Z	242	185523Z	330	1929890	302	3009502L	148
174107Z	242	1870104	331	1929900	302	3009503L	148
174107Z	242	1870224	331	1929910	302	3009504L	148
174107Z	242	1870324	331	1929920	302	3009505L	148
1742203S	68	1870406	331	1929930	302	3009506L	148
1742275S	68	1870508	331	1929940	302	3009507L	148
1742337S	68	1900298	361	1929950	302	3009508L	148

# Index

3009509L	148	3510500	93	3810.102.22	130	615042	116
3009510L	148	3510501	93	3810.107.22	130	615043	116
3185002	113	3510502	93	3810.107.30	130	615044	116
3185003	113	3510503	93	3810.117.22	130	615046	116
3185005	113	3510504	93	3810.117.30	130	615048	116
3185006	113	3510505	251	3810.174.06	129	615049	116
3185007	113	3510505	252	3810.174.08	129	615051	116
3185008	113	3510509	93	3810.174.15	129	615053	116
3185009	113	3510510	251	3810.176.06	129	615054	116
3185010	113	3510510	252	3810.176.08	129	615055	116
3185011	113	3510605	251	3810.176.15	129	615056	116
3185012	113	3510605	252	3831.100.34	128	615060	116
3185013	113	3510610	251	3831.100.48	128	615061	116
3185014	113	3510610	252	3831.101.34	128	615062	116
3185015	113	3510905	97	3831.101.48	128	615063	116
3185016	113	3510905	252	3831.125.42	128	615064	116
3185017	113	3510910	97	3831.125.43	128	615065	116
3185018	113	3510910	252	3831.125.48	128	615070	116
3185019	113	3510915	97	3831.125.63	128	615073	116
3185020	113	3510915	252	3831.126.42	128	615074	116
3185021	113	3510920	97	3831.126.43	128	615077	116
3185022	113	3510920	252	3831.126.48	128	615078	116
3185023	113	3510925	97	3831.126.63	128	615079	116
3185024	113	3511205	97	3910.070.20	129	615080	116
3185025	113	3511205	252	3910.070.30	129	615090	116
3185026	113	3511210	97	3910.078.20	129	615091	116
3185027	113	3511210	252	3910.079.20	129	615098	116
3185028	113	3511215	97	3910.170.20	129	615099	116
3185029	113	3511215	252	3910.170.30	129	615100	116
3185030	113	3511305	97	3910.178.20	129	615105	116
3185031	113	3511305	252	3910.179.20	129	615106	116
3185032	95	3511805	97	3920.070.20	129	615108	116
3185032	95	3511810	97	3920.070.30	129	615109	116
3185032	95	3511905	252	3920.078.20	129	615110	116
3185032	113	3511910	252	3920.079.20	129	615111	116
3185032	116	3511915	252	3920.170.20	129	615115	116
3185032	116	3513105	251	3920.170.30	129	615116	116
3185032	116	3513105	252	3920.178.20	129	615117	116
3185032	116	3513405	97	3920.179.20	129	615118	116
3185033	113	3513405	252	5548061	357	631003	116
3185034	113	3513505	252	5550370	308	631004	116
3185035	113	3513510	97	5550379	308	641011	116
3185036	113	3513510	252	5588269	274	641012	116
3185037	113	3513605	252	5588279	274	641019	116
3185038	113	3513610	97	615001	116	641021	116
3185039	113	3513610	252	615002	116	641030	116
3185040	113	3513805	252	615003	116	641031	116
3185041	113	3513810	97	615004	116	643001	116
3185042	113	3513810	252	615005	116	643002	116
3185043	113	3513905	97	615006	116	6830.008.20	54
3185044	113	3513905	252	615007	116	6830.010.27	54
3185101	95	3514005	97	615008	116	6830.012.25	54
3185102	95	3514005	252	615009	116	6830.012.35	54
3185109	95	3810.074.06	129	615010	116	6830.016.27	54
3185110	95	3810.074.08	129	615011	116	6830.016.34	54
3185202	116	3810.074.15	129	615012	116	6830.016.43	54
3185204	116	3810.076.06	129	615030	116	6830.018.25	54
3185503	116	3810.076.08	129	615031	116	6830.108.20	55
3510358	93	3810.076.15	129	615032	116	6830.110.27	55
3510359	93	3810.100.22	130	615040	116	6830.112.25	55
3510360	93	3810.101.22	130	615041	116	6830.112.35	55

# Index

6830.116.27	55	6833.222.38	55	6845.005.10	59	7210031	133
6830.116.34	55	6833.222.43	55	6845.006.10	59	7210041	133
6830.116.43	55	6833.222.49	55	6845.007.10	59	7210051	133
6830.118.25	55	6833.222.54	55	6845.008.10	59	7210061	133
6830.216.27	54	6833.322.32	55	6845.008.15	59	7210071	133
6830.216.34	54	6833.322.38	55	6845.009.15	59	7210081	133
6830.216.43	54	6833.322.43	55	6845.010.16	59	7210091	133
6830.218.25	54	6833.322.49	55	6845.010.25	59	7210101	133
6830.218.34	54	6833.322.54	55	6846.010.28	59	7210111	133
6830.218.43	54	6834.025.37	56	6846.012.28	59	7210121	133
6830.220.25	54	6834.025.52	56	6846.080.28	59	7210131	133
6830.220.34	54	6834.025.67	56	6850.025.17	60	7210141	133
6830.220.43	54	6834.125.37	56	6850.027.15	60	7210151	133
6830.220.52	54	6834.125.52	56	6850.027.16	60	7210161	133
6830.220.58	54	6834.125.67	56	6850.028.13	60	7210171	133
6830.316.27	55	6834.220.29	56	6850.029.15	60	7210181	133
6830.316.34	55	6834.222.44	56	6850.032.16	60	7210204	161
6830.316.43	55	6834.320.29	56	7070011	131	7210301	152
6830.318.25	55	6834.322.44	56	7070041	131	7210311	152
6830.318.34	55	6835.025.38	56	7070041	131	7210321	152
6830.318.43	55	6835.025.46	56	7070071	131	7210331	152
6830.320.25	55	6835.025.54	56	7070101	131	7210341	152
6830.320.34	55	6835.025.63	56	7070131	131	7210351	152
6830.320.43	55	6835.025.71	56	7070161	131	7210361	152
6830.320.52	55	6835.125.38	56	7070191	131	7210371	152
6830.320.58	55	6835.125.46	56	7070221	131	7220011	135
6830.418.34	54	6835.125.54	56	7070251	131	7220021	135
6830.418.43	54	6835.125.63	56	7070311	131	7220031	135
6830.518.34	55	6835.125.71	56	7070341	131	7220041	135
6830.518.43	55	6835.222.38	56	7070371	131	7220051	135
6832.012.25	55	6835.322.38	56	7070401	131	7220071	135
6832.016.25	55	6837.025.30	57	7070431	131	7220081	138
6832.016.34	55	6837.025.40	57	7070461	131	7220091	138
6832.112.25	55	6837.025.49	57	7070491	131	7220101	135
6832.116.25	55	6837.025.59	57	7070521	131	7220111	138
6832.116.34	55	6837.125.30	57	7072004	160	7220121	138
6832.218.25	55	6837.125.40	57	7072024	160	7220161	138
6832.218.34	55	6837.125.49	57	7075204	161	7220171	138
6832.218.43	55	6837.125.59	57	7075254	161	7220271	135
6832.220.25	55	6837.225.30	57	707 055 1	131	7220301	136
6832.220.32	55	6837.225.40	57	7111311	173	7220321	135
6832.220.42	55	6837.225.49	57	7111321	173	7220331	135
6832.220.51	55	6837.225.59	57	7111361	173	73001284	358
6832.220.61	55	6837.325.30	57	7111411	173	73001316	358
6832.318.25	55	6837.325.40	57	7111461	173	73001328	358
6832.318.34	55	6837.325.49	57	7120728	141	73001364	358
6832.318.43	55	6837.325.59	57	7120848	141	73001396	358
6832.320.25	55	6838.012.21	57	7120901	132	73001408	358
6832.320.32	55	6838.012.24	57	7120911	132	73001444	358
6832.320.42	55	6838.012.31	57	7120921	132	73001476	358
6832.320.51	55	6842.012.22	58	7120931	132	73001488	358
6832.320.61	55	6842.012.25	58	7122178	137	73001714	358
6833.025.49	55	6843.216.35	58	7122181	137	73001746	358
6833.025.55	55	6844.005.10	58	7122208	137	73001778	358
6833.025.60	55	6844.006.10	58	7123141	137	73003054	359
6833.025.65	55	6844.007.10	58	7124401	137	73003076	359
6833.125.49	55	6844.008.10	58	7124411	137	73003088	359
6833.125.55	55	6844.008.16	58	7120941	132	73005054	359
6833.125.60	55	6844.009.15	58	712685Z	357	73005076	359
6833.125.65	55	6844.010.16	58	7210011	133	73005088	359
6833.222.32	55	6844.010.25	58	7210021	133	73017026	358

# Index

73017054	358	7420311	172	7520201	148	8073390	78
73017068	358	7420321	162	7520201	148	8073419	77
73017204	360	7420321	172	7520201	148	8073420	77
73017216	360	7420331	162	7520221	148	8073700	71
73017228	360	7420331	172	7520221	148	8073713	77
73033161	361	7420341	162	7520241	148	8073715	77
73033171	361	7420341	172	7520241	148	8073719	77
73034064	85	7420371	168	7520301	150	8073729	78
73034086	85	7420471	168	7520311	150	8073739	78
73034098	85	7420811	163	7520321	150	8073745	79
7300306Z	359	7420821	163	7520331	150	8073800	79
7300506Z	359	7420831	163	7521091	155	8071059	66
7303407Z	85	7420831	163	7521101	155	8071119	66
7320031	148	7420831	164	7524101	151	807120H	66
7320031	148	7420831	164	7524231	151	8071210L	66
7320041	148	7420831	164	7524241	151	807121H	66
7320041	148	7420841	163	7524251	151	807121HL	66
7320061	150	7420841	163	7524261	151	807125H	66
7330011	140	7420841	164	7524281	151	807125HL	66
7330021	140	7420841	164	7524301	151	807310H	63
7331021	139	7420841	164	7524351	151	807315H	63
7331031	139	7422811	163	7524401	151	807320H	69
7331041	139	7422821	163	7524451	151	807322H	69
7331051	139	7423811	164	7524501	151	807330H	75
7331061	139	7423821	164	7525101	157	807331H	76
7331101	139	7424811	164	7525151	157	807335H	75
7335101	147	7424821	164	7526031	153	807336H	76
7336419	143	7425811	164	7526041	153	807337H	75
7336429	143	7425821	164	7526051	153	807340H	78
7336439	143	7426811	163	7526061	153	807350H	74
7336449	143	7426821	163	7526081	153	807355H	74
7336459	143	7426831	164	7526101	153	8073650	71
7336469	143	7426841	164	7526121	153	807366E	71
7336479	143	7426851	164	7526151	153	8080013	251
7336511	142	7420071	168	7526201	153	8080015	251
7330041	140	742050 1	172	7760061	174	8080019	251
7330051	140	7510011	171	7760081	174	8080110	96
7330061	140	7510021	170	7761051	174	8080310	90
7332011	139	7510081	166	7761071	174	8080310	92
7333021	139	7510101	169	7971041	134	8080320	90
7336919	141	7510511	171	7971071	134	8080320	92
7336929	141	7510521	170	7971101	134	8080510	96
7336939	141	7511031	154	7971301	134	8080520	96
7336949	141	7511051	154	7971401	134	8080530	96
733695 9	141	7511061	154	7971501	134	8080540	96
7336969	141	7511081	154	7971601	134	8080550	96
7340141	145	7511101	154	7971701	134	8080630	90
7340161	145	7511121	154	7972001	134	8081013	251
7340171	145	7511151	154	7976201	134	8081015	251
7340261	145	7511201	154	7976301	134	8081019	251
7340301	146	7511251	154	7976401	134	808035H	92
7340351	146	7511301	154	7976501	134	808107H	97
7340151	145	7520021	148	8053600	82	808601H	97
7410001	158	7520031	148	8053650	82	808602H	97
7410011	158	7520041	148	8053750	82	808603H	97
7410031	158	7520051	148	8053850	82	808604H	97
7410051	159	7520121	148	8071200	66	808605H	97
7410061	159	7520121	148	8071210	66	808606H	97
7410041	159	7520141	148	8071250	66	808607H	97
7420271	168	7520141	148	8073015	101	808611H	97
7420311	162	7520201	148	8073219	79	808612H	97

# Index

808613H	97	8450019	107	90101416	21	90104106	328
808615H	97	8450019	107	90101426	21	90104116	22
808616H	97	8450029	107	90101456	21	90104206	22
808618H	97	8450049	106	90101506	21	90104206	34
808619H	97	8450069	105	90101596	21	90104206	22
808620H	97	8450119	107	90101606	21	90104306	22
808622H	97	8450119	107	90101706	21	90104306	34
81353133	38	8450129	107	90101796	21	90104306	328
8171130	99	8450149	106	90101806	21	90104406	22
8171230	90	8450169	105	90101906	21	90104406	34
8171230	99	8450199	105	90102006	21	90104406	328
8171330	99	8450209	105	90102056	21	90104506	22
8171430	99	8450219	105	90102103	21	90104506	34
8223019	102	8451119	107	90102156	73	90104506	22
8223029	103	8451119	107	90102166	73	90104606	22
8223209	104	8451129	107	90102206	21	90104606	34
822031H	100	8451149	106	90102223	21	90104606	328
822032H	100	8451169	105	90102236	73	90104626	22
822033H	100	852410H	87	90102246	73	90104626	34
822034H	100	852413H	87	90102306	21	90104626	22
822035H	100	852414H	87	90102316	73	90104636	22
822036H	100	852415H	87	90102336	73	90104636	34
822037H	100	852416H	87	90102353	22	90104636	328
822038H	100	852418H	87	90102406	21	90104683	24
822055H	72	852420H	87	90102416	22	90104693	24
8420123	108	852421H	87	90102436	21	90104706	24
8420123	108	853001H	98	90102486	24	90104716	24
8420123	109	853011H	98	90102506	21	90104756	24
8420123	109	853012H	98	90102556	22	90104806	24
8420133	108	8540010	80	90102606	21	90104856	24
8420133	108	8540028	81	90102636	21	90104906	24
8420133	109	854004H	80	90102706	21	90104956	24
8420133	109	8560010	89	90102736	24	90105006	24
8420143	108	8560020	88	90102806	21	90105106	24
8420143	108	8560110	111	90102856	24	90105156	24
8420143	109	90100306	17	90102906	21	90105203	22
8420143	109	90100406	17	90103006	21	90105306	22
8420163	108	90100500	17	90103206	21	90105306	34
8420163	108	90100506	17	90103353	22	90105306	328
8420163	109	90100606	17	90103403	21	90105406	22
8420163	109	90100706	17	90103453	22	90105406	34
8421113	108	90100806	17	90103506	22	90105406	328
8421153	108	90100846	17	90103506	34	90105436	22
8422113	108	90100856	17	90103506	328	90105456	22
8422153	108	90100906	18	90103553	22	90105506	22
8423113	109	90100956	18	90103606	22	90105506	34
8423153	109	90101000	18	90103606	34	90105506	328
8424113	109	90101006	18	90103606	328	90105596	22
8424153	109	90101040	18	90103806	22	90105596	34
842031H	108	90101046	18	90103806	34	90105596	328
842032H	108	90101106	18	90103806	22	90105606	22
842033H	109	90101136	18	90103953	22	90105706	22
842034H	109	90101146	18	90104006	22	90105706	34
842036H	108	90101156	18	90104006	34	90105706	328
842037H	108	90101166	18	90104006	328	90105806	22
842038H	109	90101186	18	90104016	22	90105806	34
842039H	109	90101203	21	90104036	22	90105806	328
842061H	108	90101223	21	90104036	34	90105906	22
842062H	108	90101306	21	90104036	22	90105906	34
842063H	109	90101333	21	90104106	22	90105906	328
842064H	109	90101406	21	90104106	34	90106006	22

# Index

90106006	34	90130806	20	90202636	35	9020245E	350
90106006	328	90131206	20	90202636	350	90302706	23
90106036	22	90131356	27	90202706	35	90302806	23
90106036	34	90131406	20	90202706	350	90302816	23
90106036	328	90131476	20	90202756	35	90302906	23
90106043	24	90131556	27	90202756	350	90303006	23
90106053	24	90131606	20	90202806	35	90400100	19
90106076	24	90131676	20	90202806	350	90400106	19
90106086	24	90131706	20	90202857	35	90400300	19
90106096	24	90131756	27	90202857	350	90400306	19
90106106	24	90131776	27	90202906	35	90400356	18
90106116	24	90131806	20	90202906	350	90400500	19
90106126	24	90131856	27	90202956	35	90400506	19
90106146	24	90131906	20	90202956	350	90400556	18
90106173	24	90141656	27	90203006	35	90600093	32
90106186	24	90141756	27	90203006	350	90600413	32
90106206	24	90141856	27	90203406	35	90600414	32
90106306	24	90141956	27	90203406	350	90600443	32
90106406	24	9010131E	21	90204006	35	90600444	32
90107036	33	9010221E	21	90204006	350	90600513	32
90107036	328	9010232E	21	90204106	35	90600514	32
90107066	33	9010330Z	21	90204106	350	90801106	19
90107066	328	9010372E	22	90204206	35	90801206	19
90107096	33	9010385E	22	90204206	350	90801306	19
90107096	328	9010532E	22	90209013	37	90801506	19
90110106	30	90200511	36	90209013	353	90801706	19
90110106	33	90200511	351	90210005	37	90800106	26
90110106	327	90200551	36	90210005	353	90800106	329
90110136	30	90200551	351	90210055	37	90800206	26
90110136	34	90200706	35	90210055	353	90800206	329
90110136	327	90200706	350	90210105	37	90800306	26
90110256	30	90200806	35	90210105	353	90800306	329
90110256	33	90200806	350	90250106	36	90800406	26
90110256	328	90200857	35	90250106	351	90800406	329
90110306	30	90200857	350	90250206	36	90800506	26
90110306	33	90200906	35	90250206	351	90800506	329
90110306	329	90200906	350	90250306	36	90800606	26
90110606	33	90200957	35	90250306	351	90800606	329
90110606	327	90200957	350	90250406	36	90800706	26
90110656	30	90201006	35	90250406	351	90800706	329
90110656	34	90201006	350	90250506	36	91322013	38
90110656	327	90201106	35	90250506	351	91322033	38
90110706	33	90201106	350	90250606	36	91322066	38
90110706	327	90202433	35	90250606	351	91329103	38
90110856	30	90202433	350	90254006	36	91329133	38
90110856	34	90202443	35	90254006	351	91329166	38
90110856	327	90202443	350	90254306	36	91332433	38
90112106	73	90202453	35	90254306	351	91332453	38
90112206	73	90202453	350	90254506	36	91332476	38
90112306	73	90202486	35	90254506	351	91334013	38
90120306	17	90202486	350	90256006	36	91334033	38
90120506	17	90202493	35	90256006	351	91334066	38
90120906	17	90202493	350	90256036	36	91353103	38
90121106	17	90202496	35	90256036	351	91353166	38
90130106	20	90202496	350	90256066	36	91381603	38
90130206	20	90202506	35	90256066	351	91381633	38
90130306	20	90202506	350	9020061A	36	91381666	38
90130406	20	90202566	35	9020061A	351	95004106	23
90130506	20	90202566	350	9020063A	36	95004306	23
90130606	20	90202606	35	9020063A	351	95004406	23
90130706	20	90202606	350	9020245E	35	95004506	23

# Index

95004906	25	95600403	32	G1853x05	112
95004956	25	95600404	32	G1853x09	112
95005006	25	95600453	32	G1853x19	95
95005706	23	95600454	32	G1853x3Z	116
95005806	23	95600693	32	L1070255	231
95005906	23	95600694	32	L1070345	231
95006106	25	95600793	29	L1070495	231
95006126	25	95600793	29	L1070585	231
95006206	25	95600793	32	L1070705	231
95006306	25	95600794	32	L1070795	231
95406256	26	95602653	29	L1071005	231
95531056	28	95602653	29	L1071095	231
95531056	28	95602653	29	L1075253	229
95531136	28	95620303	31	L1075499	233
95531136	28	95620403	31	L1850324	330
95531156	28	9560079M	29	SO1053155	84
95531156	28	9560195C	29	SO1053155	320
95531156	28	9560195C	29	SO106303Z	85
95531296	28	9560195C	29	SO1063043	85
95531306	28	9560195C	29	SO1063043	320
95531306	28	9560195M	29	SO1063085	85
95531306	29	9560210M	29	SO1063085	320
95531606	28	9560261M	29	SO1063097	85
95531746	28	9560261M	29	SO1063097	320
9551106S	29	9560261S	29	SO1063763	85
9551106S	29	9560265S	29	SO1063763	360
9551109M	29	9560265S	29	SO1063775	85
9551109M	29	9560265S	29	SO1063775	360
9551109M	29	9560265S	29	SO1063787	85
9551109M	29	9560270N	29	SO1063787	360
9551109M	29	9560270N	29	SO1063799	85
9553104S	28	9560280N	29	SO1063799	85
9553104S	28	9560280N	29	SO1070013	63
9553105U	28	95610103	31	SO1070013	229
9553115R	28	95620304	31	SO1070043	63
9553115T	28	95620404	31	SO1070043	229
9553115U	28	95801611	361	SO1070073	63
9553115U	28	95801621	361	SO1070073	229
9553121U	28	96035306	20	SO1070103	63
9553123R	28	96035306	329	SO1070103	229
9553123U	28	96035356	20	SO1070133	63
9553130T	28	96035356	329	SO1070255	63
9553132U	28	97005006	25	SO1078587	63
9553135R	28	97006206	25	SOT1060204	84
9553135U	28	CA73003054	359	SOT1060214	84
9553135U	28	CA7300306Z	359	SOT1060224	84
9553150U	28	CA73003076	359	SOT1060234	84
9553155T	28	CA73003088	359	SOT1060248	84
9553160R	28	CA73005054	359	SOT1060258	84
9553160U	28	CA7300506Z	359	X1070013	230
9553170R	28	CA73005076	359		
9553170U	28	CA73005088	359		
9553185R	28	E1013075	245		
9553195R	28	E1053505	248		
9553205R	28	E1063505	261		
9553301R	28	E1073815	239		
9553350S	28	E1093215	256		
95600103	32	E1093255	273		
95600104	32	E1123055	274		
95600303	32	E1143205	301		
95600304	32	E1383065	278		







