

# DIMAR GROUP

 DIMAR |  FLURY SYSTEMS

## Advanced Precision Tools



Saw Blades | CNC Tools | Cutters | Drills | Routers



## DIMAR GROUP

The DIMAR GROUP is a leading global cutting tools group with production centers in Germany, Switzerland, Israel and with its own distribution network, to give you the highest level of technical support.

Founded in 1960, the DIMAR GROUP has developed in house capabilities in producing state-of-the-art; saw blades, CNC tools, routers, cutters and drills; using only the most reliable sources of raw materials.

DIMAR offers you innovative, fast-time to market solutions for cutting multi-layer materials in woodworking and other industries, that use fiber materials such as glass / carbon fibers, or honeycomb.

### DIMAR

**Distinctively DIMAR:** Cutting-edge takes on a whole new meaning at DIMAR! Long-standing leaders in the design and manufacture of one of the world's most extensive lines of precision cutting tools for 4 key industries: Woodworking, Plastics, Aluminum and Composite Materials.

**Delivering Innovation:** Developing new, more efficient and more cost effective cutting tool solutions for your business is our business. DIMAR R&D is always on the move, designing and testing new and improved tool geometries, material properties, tool holders and more; specially engineered to maximize performance.

### FLURY SYSTEMS

One of DIMAR'S star subsidiaries, Flury Systems AG has a long and proud history in the woodworking industry, with a well-earned reputation for delivering high quality cutting tools from Switzerland.

### **NEW** Discover What's New:

Insight into industry needs for enhanced quality and efficiency over existing methods, has inspired DIMAR to introduce a number of exciting new tools featured in this catalog.





EN847-1  
EN847-2



## Quality Manufacturing

Dimar manufacturing includes state-of-the-art facilities housing some of the most advanced technology, machines and production processes in the industry. Production complies or exceeds industry standards via accredited quality assurance systems. Every step of our manufacturing process conforms to rigorous quality controls; from raw materials to the finished product; promising consistent high quality throughout.

## R&D Powerhouse

At Dimar, the future is in capable hands. Our dedicated in-house engineering team represents a powerhouse of knowledge in all disciplines associated with the research, development and production of superior cutting tools for industrial applications. Our innovative, agile outlook ensures we're continually moving forward, developing new products and improving upon existing technologies.

## New Product Cycle

**Defining the Need:** Dimar's deep understanding of the global cutting tool industry drives our new product development process. New tool structure and design has always been a direct result of our ability to assess industry wants and needs.

**Raw Materials Experts:** Advanced raw material technologies, procured from the world's foremost materials manufacturers, is critical to our success. Dimar also develops its own proprietary grades of carbide.

**Advanced Testing:** Dimar's purpose-built R&D laboratory allows our engineers and tech experts to accurately monitor and test all new product designs.

## Custom Solutions


Sometimes customers require creative, tailor-made cutting tool solutions. Utilizing purpose-built machines, Dimar can offer customized designs made to tight tolerances with application-specific carbide grades and geometries as an engineered solution. We work closely with our customers to ensure we're delivering the best tailor-made or modified tool solution for their specific needs.

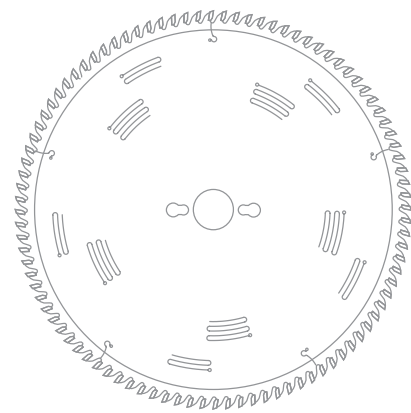
# Table of Contents

## Introduction


General Information	1	-	3
Featured New Products	4	-	5

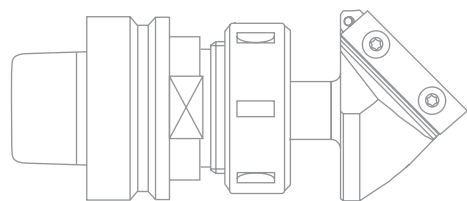
## Saw Blades

Technical Information	8	-	13
Dimar Saw Blades Selection Guide	9	-	10
 Diamond (PCD) Saws <b>NEW</b>	14	-	16
Solid Wood	17	-	21
Particle & Laminate Boards	22	-	29
DTOPX <b>NEW</b>	22		
Panel Sizing Machines	30	-	31
Scoring Saws	33	-	34
Plastic	35		
Cutting Profile & Bars	36	-	38
Saw blade for track saw	39		
Quick Selection Guide	40	-	46




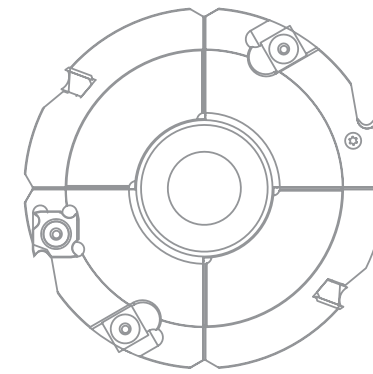
## CNC

Illustrated Visual Index	50	-	51
Technical Information	52	-	55
 Diamond (PCD) tool <b>NEW</b>	56	-	62
Grooving & Sizing	63	-	83
Rocket 1.0 <b>NEW</b>	63		
Dnamic X2 <b>NEW</b>	64		
Profiling & Chamfering	84	-	93
Door Frame & Panel	94	-	115
CNC Kit <b>NEW</b>	94		
Jointing & Rebating	116		
Carving	117	-	121
Clamping Systems & Adapters	117	-	123



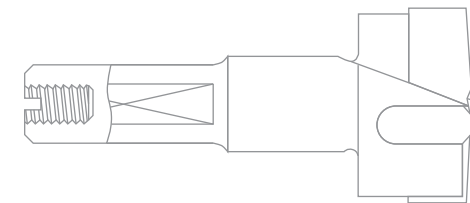
## Cutters

Illustrated Visual Index	126	-	127
Technical Information	128	-	131
 Diamond (PCD) tool <b>NEW</b>	132	-	134
Grooving	135	-	142
Rebating	143	-	144
Planing Heads	145	-	148
Profiling	149	-	161
Jointing	162	-	165
Door Frame & Panel	166	-	177
Multi Profile System	176	-	193



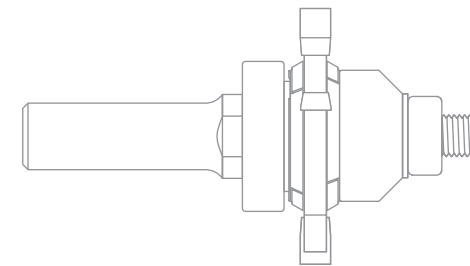
## Drills

Illustrated Visual Index	196	-	197
Technical Information	198		
CNC & Automatic Drilling Machines	199	-	212
Multi-Purpose Boring	213	-	214
Countersinks & Plug Maker	215	-	223
Dirose	224	-	225




## Router Bits

Illustrated Visual Index	228	-	230
Technical Information	231		
Grooving & Sizing	232	-	253
Profiling & Chamfering	254	-	296
Jointing & Rebating	300	-	306
Door Frame & Panel	307	-	322
Carving	323		
Ball Bearings	324	-	325



## Advanced Materials

Plastic	328	-	338
Solid Surface Materials	339	-	352
Aluminum	356	-	357
Acm	358	-	359
Composite Tools	360	-	363
Index by catalog numbers	364	-	379



# Featured New Products

Dimar has developed new tool technologies designed to offer outstanding solutions for a range of CNC applications.

**NEW**

**TOP™ X**

**Your Choice of Excellence**



**The new line of table saw blades for Superior Cutting Performance, Extended Life and Extremely Low Noise**

New Body Design- Anti Vibration slots for low noise

New Standards of Quality levels:

**Premium** Dimar Premium Carbide grade for extended life span.


**Classic** Dimar High Carbide grade

**Application:** MDF, Chipboard and Plywood.

Page 22

**NEW**

**Rocket 1.0**



The Fastest Nesting tool - Outstanding feed rate - Up to 20,000 mm/min

ARE YOU READY FOR SUCH A SPEED?

**Three- Flutes straight router bit for Nesting CNC operations.**

Unique design for superior performance and state-of the art cutting results. Outstanding feed rate, Small Diameter Cut for ultimate material utilization, Significant dust load reduction.

**Application:** Laminated and Pre- Laminated boards


Page 64, 65

**NEW**

**Professional CNC Kit**

**The ideal tools kit for cabinet doors fronts.**

Allows versatile solutions for CNC operations such as Nesting, Rebating, Grooving and Profiling.



Page 94

**NEW**

**Round Over Point Cutting**



Expanding our tool range to fit market demands, we've added a special round over center point cutting with replaceable knives.

**Application:** For manual routing and CNC operation on man-made wood board, plastic, solid surfaces, hard wood and soft wood.

Page 97

**NEW**

**Small Adjustable Chamfer Cutter**



Clever adaptation of one of our most popular tools, now for smaller CNC machines or manual routers working in smaller sizes.

**Application:** For all types of wood. Adjustable angle from 90° to -45° in a step of 7.5°. For diameters, less than 48 mm.

Page 85

**NEW**

**Diamond Tools (PCD)**




Dimar now offers our customers a selection of PCD tools for operations that require high durability, long-life cutting quality and reliability. We also provide expert custom- made PCD solutions and prototyping services - according to customer requirements.

**Application:** For CNC operation on man-made wood board, plastic, solid surfaces, hard wood and soft wood.

Page 14, 56, 132

**NEW**

**Composite Materials**



MILLING DRILLING SAWING MOLD

Dimar recognizes the challenges of machining composite materials and has developed a group of tools that offer clean-cut solutions for these demanding materials.

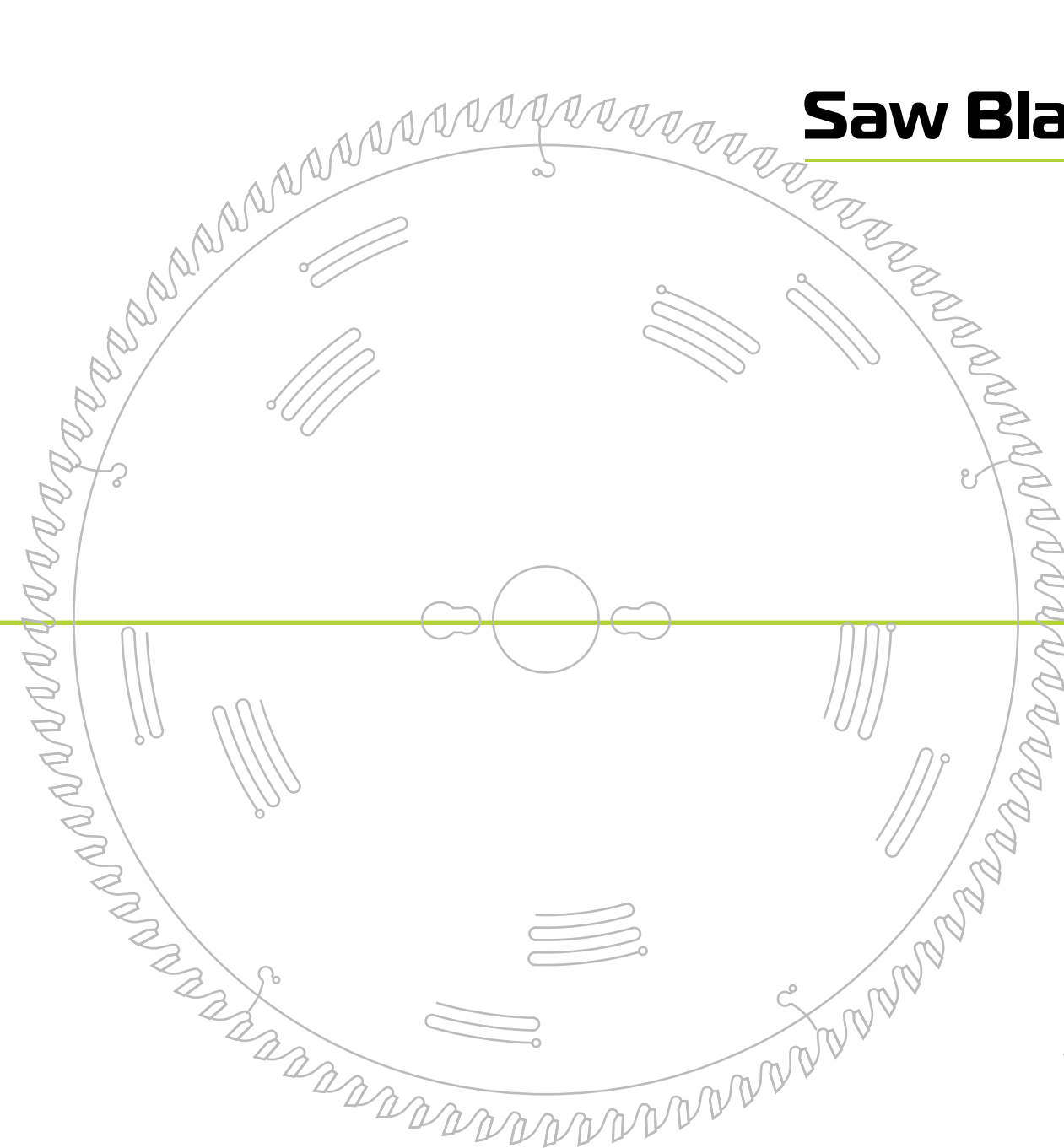
**Multi Flute Tool Design**

- Ideal for thin composite materials, reduces delamination risks.
- Significantly increases tool life and finished part quality.

**Part Penetration**


- Special tool-end geometry allows penetration of the part the moment it begins operating.
- Multiple tool flutes limit chip out-flow during initial penetration, using a spiral motion.

Page 361




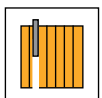
## Saw Blades INDEX

Offering a comprehensive range of quality saw blades for all industrial applications has established Dimar as a global leader in this field. Our saw blades feature the following important characteristics:

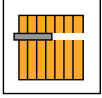
- Advanced grades of carbide best suited to cutting requirements
- Manufacture by fully automated, high-precision grinding machines
- Unique technology to ensure superior straightening, balancing and tension
- Special micro-coating applied by electrostatic processing
- Selected saw blades are offered using Polycrystalline Diamond (PCD) tool technology,  for ultra-hard-wearing, long-life cutting quality and reliability

Dimar saw blades deliver optimum performance, superior cutting and proven prolonged tool life.

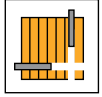
Technical Information	8	-	13
Dimar Saw Blades Selection Guide	9	-	10
 Diamond (PCD) tool <b>NEW</b>	14	-	16
Solid Wood	17	-	21
Particle & Laminate Boards	22	-	27
<b>DTOPX</b> <b>NEW</b>			
Panel Sizing Machines	28	-	30
Scoring Saws	31	-	32
Plastic	33		
Cutting Profile & Bars	34	-	36
Saw blade for track saw	37		



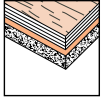
Solid Wood Along the Grain



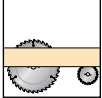
Solid Wood Across the Grain



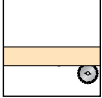
Solid Wood Miter Joint



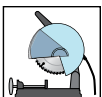
Particle & Laminate Board



Panel Sizing Machines



Scoring Saws




Cutting Profile & Bars



# Saw Blades

## Technical Information

Dimar is proud to introduce a complete range of carbide tipped sawblades manufactured to the highest possible standards of precision. Our blades are utilized in the most demanding applications for woodworking, plastic and nonferrous materials. The blades are produced in a highly-automated, state-of-the-art facility. Engineered with oversized, sub-micron carbide tips, our blades provide extended life and optimal performance required by the most demanding industrial user.



Products are sold worldwide under the Dimar brand as well as to leading OEM companies. Building on our cumulative experience since 1960 has allowed us to develop a supply chain that meets the needs of local markets as well as the demands of large global organizations. Our reputation is based on manufacturing high quality industrial products, delivering real solutions to the market and offering outstanding customer service.

Dimar manufactures a comprehensive line of sawblades suitable for machines within a wide range of industrial applications. Our production processes utilize the most advanced technology available. Raw materials are of the highest possible grades, procured from recognized global suppliers.

### Important Features of the Dimar Saw Blade Range:

**Highest Quality Steel:** Premium steel supplied by leading European producers with superior alloys specifically optimized for use as saw bodies.

**Laser Cutting:** All Dimar sawblades are exclusively cut by laser for the highest possible precision on critical dimensions.

**Expansion Slots:** Optimal design of expansion slots are laser cut to reduce distortion resulting from heat and centrifugal forces. Our expansion slots are specifically designed to control noise caused by air turbulence during high speed rotation of the blade.

**Arbor Holes:** The central bore has a tight tolerance following DIN norm for H7 precision. Surface finish is controlled by a unique machining process resulting in an exceptional fit for high concentricity when mounted on the saw arbor. The chamfered edge provides smooth installation without damaging the saw body.




**Copper Plugs:** Many of our standard blades have copper plugs used to fill the expansion slot base hole, to further reduce vibration and noise.

# Saw Blades

## Technical Information

**Advanced Carbide:** Dimar utilizes only the highest quality virgin carbide produced in Europe. Grades are of either Micro-grain, Sub-Micron or Nano-grain sizes, to provide the ultimate longevity of the cutting edge, significantly increasing life cycle. Specific grades are perfectly matched to the cutting requirements for each application.



**Precision Surface Grinding:** All saw bodies are rotary surface ground to exacting tolerances for thickness and flatness.

**Carbide Brazing:** Our brazing process is fully automated with temperature controlled machinery using a tri-metal (silver-copper-silver) shim for added shock resistance. The automated process allows the carbide to be heated and cooled without changing the metallurgical properties thus enhancing the performance of the saw blades.

**Sharpening:** Our state-of-the-art grinding machinery is fully automated with robotic material handling for the highest possible accuracy in a cost-effective environment. We utilize customized diamond grinding wheels to maintain strict tolerances and a superior surface finish which guarantees the cutting quality.

**Tension:** Dimar utilizes a unique proprietary process to achieve the ultimate in saw body tensioning. Our blades receive individual inspection for tension, flatness and run-out resulting in a blade that performs perfectly out of the box, every time.

**Balancing:** In addition to our unique tensioning process, each blade produced by Dimar is balanced to further eliminate vibrations that can affect performance and cause premature wear.

**Tooth Configurations:** A variety of tooth geometry is offered for performance optimization in each application.

**Coatings:** Dimar has developed an exclusive electrostatic coating process, DCOAT, that provides a thin yet strong layer of protection with a uniform thickness, over the entire saw body and teeth. This special coating process guards against rust and resin while also offering heat resistance. Reduced friction during operation results in longer cutting runs under reduced power consumption.

The DCOAT process is environmentally friendly and free from harmful chemicals.

\*Upon customer request, Dimar can also provide distinctive surface coatings in a range of colors.

**Laser Engraving:** This is the final step in the process, following Quality Control. All pertinent information and part identification is clearly and permanently marked on the saw body by laser engraving.

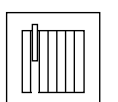
### Features that make a superior product:

- Outstanding cut quality and surface finish
- Extended blade life over repeated sharpening
- Minimum vibration and noise characteristics
- Exceptional price-to-performance ratio

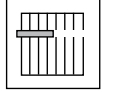


Saw Blades

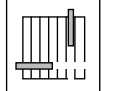
Saw Blades



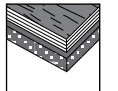
Solid Wood Along the Grain



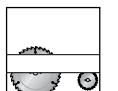
Solid Wood Across the Grain



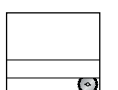
Solid Wood Miter Joint



Particle & Laminate Board



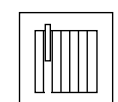
Panel Sizing Machines



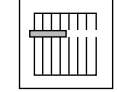
Scoring Saws



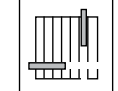
Cutting Profile & Bars



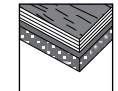
Solid Wood Along the Grain



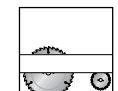
Solid Wood Across the Grain



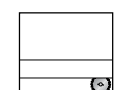
Solid Wood Miter Joint



Particle & Laminate Board



Panel Sizing Machines



Scoring Saws



Cutting Profile & Bars

# SELECTION GUIDE

# Saw Blades

Technical Information

Wood Cutting Quality						Plastic		Solid Surface	Non Ferrous Metal	Steel	
Man-Made Boards				Miter Cut/Thin Kerf	Scoring Saw	Thermoplastic		Thermoset	Sheets	Rods, Bars & Profiles	Thin Wall Profiles
Plywood/Chip Board	MDF	Laminate Boards				Thermoplastic	Thermoset				
		Melamine	Veneer								
ATB TCG HG	TCG	TCG HG	ATB HG	ATB TCG	CONICAL ATB	ATB COMBINATION HG	TCG HG	TCG	TCG	ATB	
16-12 mm	12-9 mm	12-9 mm	12-9 mm	16-13 mm		24-16 mm	12-9 mm	12-9 mm	12-9 mm	16-12 mm	
60T	80T	80T	80T	80T		48T	80T	80T	80T	60T	60T
72T	96T	96T	96T	96T		48T	96T	96T	96T	72T	72T
8T4	108T	108T	108T	108T		54T	108T	108T	108T	84T	84T
96T	120T	120T	120T	120T		60T	120T	120T	120T	96T	96T
10°	10°	10°, 5°	10°, 5°, -6°	10°, 5°		20°	10°	10°, 5°	5°	0°	
MCD Page 32		MFS Page 26	MFW Page 24	MFSD Page 29		MEC Page 331	MFW Page 330	MFS Page 26	MFTA Page 353		
MES Page 26		MED Page 32	MED Page 32	MFWD Page 20		MED Page 329	MFS Page 26				
MED Page 32		MFWTN Page 25				DFCC Page 331	MED Page 329				
MEW Page 24											
DEW Page 25		DFWTN Page 25									
DES Page 27	BFS Page 27	DFS Page 27	DFW Page 25		DVF Page 34		DFCC Page 331	DFS Page 27			
	BES Page 27	DFSQ Page 28			DVK Page 34						
		TOP-X Page 22	TOP-X Page 23								
	PANEL SIZING Page 30	PANEL SIZING Page 30									
-6°		-6°		0°, -6°		-6°	-2°		-6°	0°	
MCDN Page 32				MFSD Page 29	DFWTN Page 25	MEDN Page 329	MFUP Page 330		MFSAN Page 36 352	MEZB Page 353	MFZB

## MAX Panel Sizing Blades

DMAX panel sizing blades yield optimum performance, utilizing advanced geometries to achieve exceptionally clean cuts and extended blade life.

Features include:

- Nano-size carbide grades for maximum cutting cycle
- Crisp, sharp cutting edges for precision grinding
- Heavier gauge body for high stability in the cut
- 10.5 mm carbide tips for prolonged life and more service cycles

## MAX Scoring Blades

DMAX scoring blades, used in various applications are available in three types:

- DVF Type: Straight grinding, long lasting carbide and kerf, adjusted by precision spacers.
- DVK Type: Conical grinding, long lasting carbide and kerf, adjusted by projection above the table.
- D-Leader Type: A unique patented scoring saw blade for quick adjustments

using a scale from 2.8mm to 3.6mm. Adjustments can be made while the blade remains mounted on the machine. D-Leader is available in 120mm or 125mm diameters, with either a 20mm or 25mm bore.



DVF



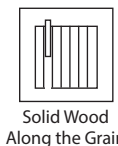
DVK



D-LEADER

PATENTED

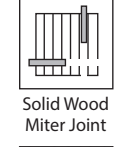
Saw Blades




Solid Wood Along the Grain



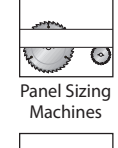
Solid Wood Across the Grain




Solid Wood Miter Joint




Particle & Laminate Board



Panel Sizing Machines



Scoring Saws



Cutting Profile & Bars



# Saw Blades

## Technical Information

### **D**MAX The Ultimate Saw blade

Under the DMAX brand, we have developed a superior family of products for maximum longevity when cutting man-made materials such as Plywood, Melamine and MDF. Unique properties of the DMAX saw blade include:

**Ultrafine-grain Carbide:** With significantly higher hardness Ultrafine-grain carbide provides the highest possible tool life and wear resistance, especially for laminated materials. The surface of each tooth is precision ground to the highest finishing standards to ensure a sharp cutting edge.

#### Precision Saw Body:

- o High precision body balanced to G6.3, to minimize vibration and provide a smooth cut.
- o Exclusive straightening process developed by Dimar engineers
- o Fully automated production results in a perfect blade every time
- o Blades are further tension adjusted for sawing man-made materials and exotic woods.

**Carbides & Grinding:** Using micro grain carbides for superior wear resistance, we achieve the highest level of saw tooth surface quality, to ensure maximum sharpness of the cutting edge.

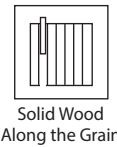
### **D**TOP DTOP is a specialized product range under the DMAX

brand specifically designed for sawing melamine boards; delivering an exceptionally clean cut in melamine material. It features special expansion slots, filled with thermal-plastic polyurethane, to significantly reduce noise and vibration.

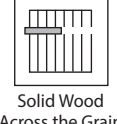
### **D**MAX+ Long Life Blades

DMAX+ long life saw blades are used for cutting MDF, HDF (coated/uncoated) as well as high quality clean chipboard. Teeth are produced from special ultrafine-grain quality carbide for extreme durability against erosion working with these materials. DMAX+ is intended for use with table saws and panel sizing machines. Straightening is maintained long term as a result of a unique straightening method which does not alter the structure of the saw body. Static balancing increases stability to best preserve machine bearings.

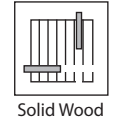
Saw Blades



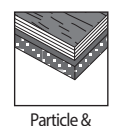
Solid Wood Along the Grain



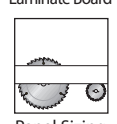
Solid Wood Across the Grain



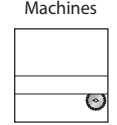
Solid Wood Miter Joint




Particle & Laminate Board



Panel Sizing Machines



Scoring Saws



Cutting Profile & Bars

Hardness	1 Carbide Type		2 Pitch (mm)		3 Grinding Shape		4.&5 Additional Parameters				
	B	D	A	B	S	W	F	D	H	T	V
Hard	B		A= 32-44	B= 23-28	S	W	G = Chip Limiter				
					TCG	ATB	P = Plastic				
Normal	D		C= 16-20	E= 13-15	F	D	Q = Quiet				
					Flat	HG	N = Negative Hhook Angle				
Normal	M		F= 9-11		U	Z	T = Thick Body /Thick Booth				
					TCG for Plastic	ATB for Steel	M = Wiper				
Normal					C		O = 0° Hook Angle				
					Combination						
Normal					H		D = Thin Body and Kerf				
					TCG for Milling						
Normal					T		A = Made to Cut Aluminum				
					AT-TCG						
Normal			V		K		B = Made to Cut Steel				
					Conical						
Normal			V		F						
					ATB						

	1 Carbide Type	2 Pitch	3 Grinding Shape	4.&5 Additional Parameters
BFS	B	F	S	
BEST	B	E	S	T
DCST	D	C	S	T
DEW	D	E	W	
DES	D	E	S	
DEST	D	E	S	T
DFCC	D	F	CC	
DFS	D	F	S	
DFW	D	F	W	
DFSQ	D	F	S	Q
DSW	D	S	W	
DVF	D	V	F	
DVK	D	V	K	
MAF	M	A	F	
MAFT	M	A	F	T
MAFG	M	A	F	G
MAFGM	M	A	F	G+M
MAFM	M	A	F	M
MAWO	M	A	W	O
MASAN	M	A	S	AN
MBW	M	B	W	
MBWO	M	B	W	O
MCC	M	C	C	
MCD	M	C	D	
MCDN	M	C	D	N
MCE	M	C	E	
MCS	M	C	S	
MCW	M	C	W	
MCWD	M	C	W	D
MCTA	M	C	T	A
MCZB	M	C	Z	B
MED	M	E	D	
MEDN	M	E	D	N
MEHAN	M	E	H	AN
MES	M	E	S	
META	M	E	T	A
MEW	M	E	W	
MEZB	M	E	Z	B
MFHAN	M	F	H	AN
MFS	M	F	S	
MFSAN	M	F	S	AN
MFSD	M	F	S	D
MFSO	M	F	S	O
MFTA	M	F	T	A
MFUP	M	F	U	P
MFW	M	F	W	
MFWD	M	F	W	D
MFWTN	M	F	W	TN
MFZB	M	F	Z	B
MFHAN	M	F	H	AN

# DIMAR SAW BLADES

Cutting Application	Rough ←							
	Rip	Cross Cut	Glue Line/ Cross Cut	Plywood				
Grinding Type	FLAT	ATB	ATB	COMBINATION				
Required Pitch for the Application	47-31 mm	31-24 mm	24-16 mm					
Popular Saw Blades Teeth Count Per Saw Diameter	Diameter	Teeth	250	20T	30T	48T		
			300	24T	36T	60T		
			350	28T	42T	54T		
			400	28T	48T	60T		
Table Saw	Quality Group	STD	Hook Angle		18, 20°	15°	10° 15°	
			MAF	Page 17	MBW	Page 21	MCW	Page 21
			MAFT	Page 17			MCWD	Page 20
			MAFG	Page 18			MEC	Page 28
			MAFGM	Page 18			MCS	Page 26
			MAFM	Page 19			DFCC	Page 20
			D MAX					
Radial Arm Saw	Q. Group	STD	Hook Angle		0°	-6°		
			MAWO	Page 19	MBWO	Page 19		

### **D**MAX The Ultimate Saw blade

Under the DMAX brand, we have developed a superior family of products for maximum longevity when cutting man-made materials such as Plywood, Melamine and MDF. Unique properties of the DMAX saw blade include:

**Ultrafine-grain Carbide:** With significantly higher hardness Ultrafine-grain carbide provides the highest possible tool life and wear resistance, especially for laminated materials. The surface of each tooth is precision ground to the highest finishing standards to ensure a sharp cutting edge.

#### **Precision Saw Body:**

- o High precision body balanced to G6.3, to minimize vibration and provide a smooth cut.
- o Exclusive straightening process developed by Dimar engineers
- o Fully automated production results in a perfect blade every time
- o Blades are further tension adjusted for sawing man-made materials and exotic woods.

**Carbides & Grinding:** Using micro grain carbides for superior wear resistance, we achieve the highest level of saw tooth surface quality, to ensure maximum sharpness of the cutting edge.

**D**TOP DTOP is a specialized product range under the DMAX brand specifically designed for sawing melamine boards; delivering an exceptionally clean cut in melamine material. It features special expansion slots, filled with thermal-plastic polyurethane, to significantly reduce noise and vibration.

### **D**MAX+ Long Life Blades

DMAX+ long life saw blades are used for cutting MDF, HDF (coated/uncoated) as well as high quality clean chipboard. Teeth are produced from special ultrafine-grain quality carbide for extreme durability against erosion working with these materials. DMAX+ is intended for use with table saws and panel sizing machines. Straightening is maintained long term as a result of a unique straightening method which does not alter the structure of the saw body. Static balancing increases stability to best preserve machine bearings.

### **D**MAX+ Long Life Blades

DMAX+ long life saw blades are used for cutting MDF, HDF (coated/uncoated) as well as high quality clean chipboard. Teeth are produced from special ultrafine-grain quality carbide for extreme durability against erosion working with these materials. DMAX+ is intended for use with table saws and panel sizing machines. Straightening is maintained long term as a result of a unique straightening method which does not alter the structure of the saw body. Static balancing increases stability to best preserve machine bearings.

### **D**MAX Panel Sizing Blades

DMAX panel sizing blades yield optimum performance, utilizing advanced geometries to achieve exceptionally clean cuts and extended blade life.

Features include:

- Nano-size carbide grades for maximum cutting cycle
- Crisp, sharp cutting edges for precision grinding
- Heavier gauge body for high stability in the cut
- 10.5 mm carbide tips for prolonged life and more service cycles

### **D**MAX Scoring Blades

DMAX scoring blades, used in various applications are available in three types:

- DVF Type: Straight grinding, long lasting carbide and kerf, adjusted by precision spacers.
- DVK Type: Conical grinding, long lasting carbide and kerf, adjusted by projection above the table.
- D-Leader Type: A unique patented scoring saw blade for quick adjustments

using a scale from 2.8mm to 3.6mm. Adjustments can be made while the blade remains mounted on the machine. D-Leader is available in 120mm or 125mm diameters, with either a 20mm or 25mm bore.

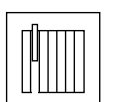


DVF

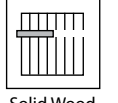
DVK

D-LEADER

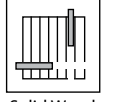
PATENTED



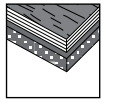
Solid Wood Along the Grain



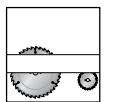
Solid Wood Across the Grain



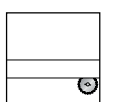
Solid Wood Miter Joint



Particle & Laminate Board



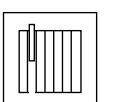
Panel Sizing Machines



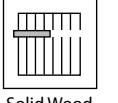
Scoring Saws



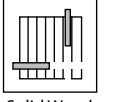
Cutting Profile & Bars



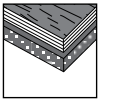
Solid Wood Along the Grain



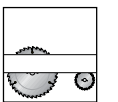
Solid Wood Across the Grain



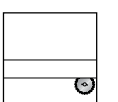
Solid Wood Miter Joint



Particle & Laminate Board



Panel Sizing Machines



Scoring Saws



Cutting Profile & Bars

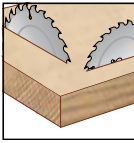
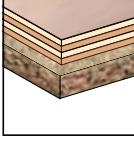




# Saw Blades

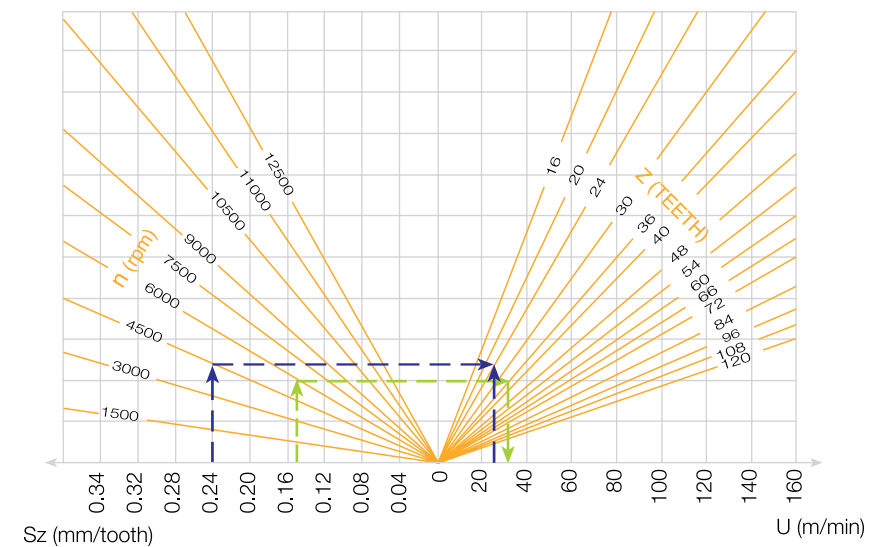
## Technical Information

# Saw Blades

## Technical Information

Material	Cutting Direction	Cutting Speed (m/sec)
 <b>Natural wood</b>	Soft Wood along across	60 -100 61 -100
	Hard Wood along across	62 -100 63 -100
	Veneers along across	64 -100 65 -100
 <b>Boards</b>	Plywoods	50 -80
	MDF	60 -100
	Particle Board With PVC Coating	60 -80
	Particle Board with Melamine Coating	61 -80
	Particle Board with Veneer Coating	62 -80
	High Pressure Laminated Particle Board	63 -80
	Soft Fiber Board	70 -100
	Cemented Bonded Board	50 -80
	Hard Paper / Hard Fiber	45 -70
	Duroplastic Board, Corian	15 -50
 <b>Plastic</b>	High Pressure Laminated Bakelite	30 -70
	Thermoplastic Profiles	50 -80
	 <b>Aluminum</b>	Aluminum Profiles

### Determining Number of Teeth / Finding Feed Rate



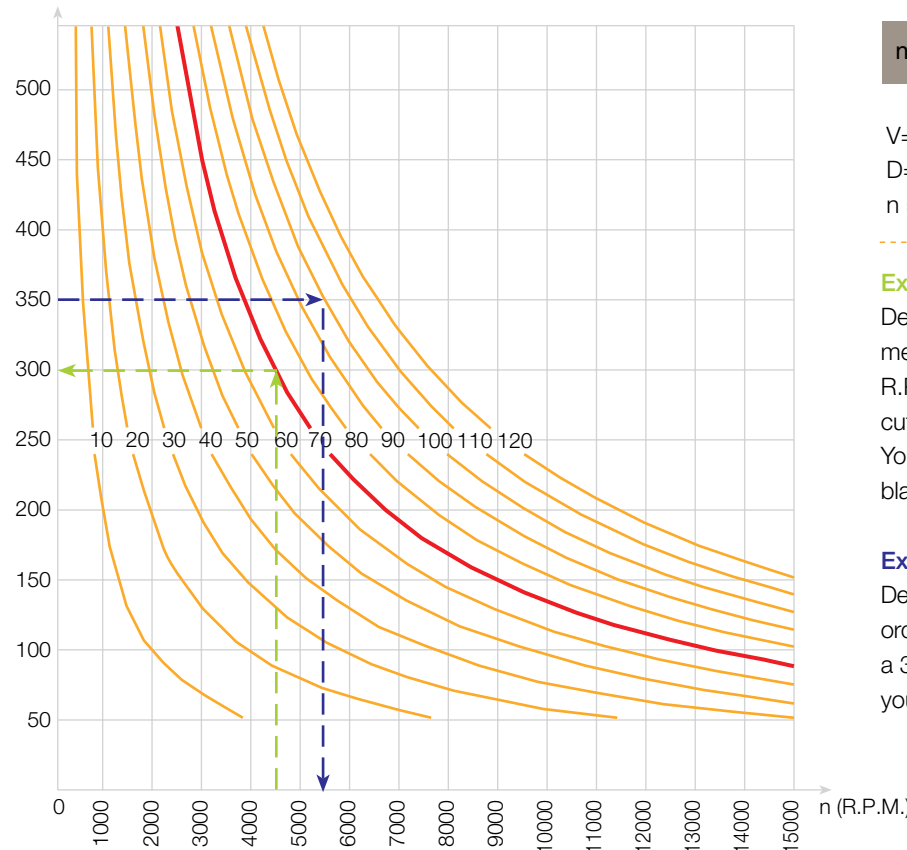
**Example 1:**  
**Determining Feed Rate**  
 Solid wood - chip size 0.15  
 r.p.m. - 6000  
 Number of teeth - 36  
 You should use Feed Rate - 32m/min

**Example 2:**  
**Determining number of teeth**  
 Solid wood - chip size 0.24  
 r.p.m. - 4500  
 Feed - 22m/min  
 Therefore the number of teeth - 24

### Recommended Feed Rates Sz (mm/tooth)

Material	Recommended Feed Rate Sz (mm/tooth)
Solid wood	0.10 - 0.20
Chipboard and plywood	0.05 - 0.25
Boards with plastic lamination	0.03 - 0.06
Boards veneered on both sides	0.03 - 0.08
Hardboard	0.03 - 0.08
Duroplastic boards	0.02 - 0.05
Thermoplastic boards	0.05 - 0.08

### Determining Saw Blade Diameter or R.P.M.



$$n \text{ (rpm)} = \frac{1000 \cdot 60 \cdot V}{\pi \cdot D}$$

V= Speed  $\frac{m}{sec}$   
 D=Diameter mm  
 n = Spindle R.P.M.

**Example 1:**  
 Determining the saw diameter to cut melamine coated chipboard with a 4500 R.P.M. diameter saw blade with 70 m/s cutting speed.  
 You should use a 300mm diameter saw blade.

**Example 2:**  
 Determining the r.p.m. to the machinery in order to cut at a speed of 100m/sec with a 350m saw.  
 you should work with 5,500 R.P.M.

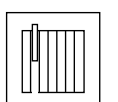
### Saw Blade Flanges

Saw Blade Diameter	30mm	40mm	60mm	80mm	100mm	120mm	150mm
180 = <190	50/40	80/60	80/60	-	-	-	-
190 = <300	80/60	80/60	80/60	120/90	140/110	-	-
300 = <400	120/90	120/90	120/90	120/90	140/110	160/130	200/160
400 = <450	120/90	120/90	120/90	140/110	140/110	160/130	200/160
450 = <550	140/110	140/110	140/110	140/110	140/110	160/130	200/160
550 = <630	160/130	160/130	160/130	160/130	160/130	160/130	200/160
630 = <800	200/160	200/160	200/160	200/160	200/160	200/160	200/160

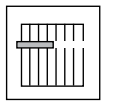
The size of the flange is determined by the saw blade diameter and bore diameter

Saw Blades

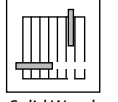
Saw Blades




Solid Wood Along the Grain



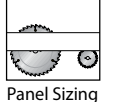
Solid Wood Across the Grain



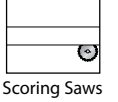
Solid Wood Miter Joint



Particle & Laminate Board



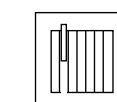
Panel Sizing Machines



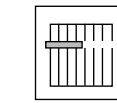
Scoring Saws



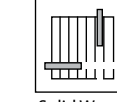
Cutting Profile & Bars




Solid Wood Along the Grain



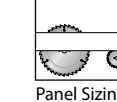
Solid Wood Across the Grain



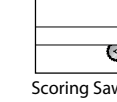
Solid Wood Miter Joint



Particle & Laminate Board



Panel Sizing Machines



Scoring Saws



Cutting Profile & Bars

# Saw Blades

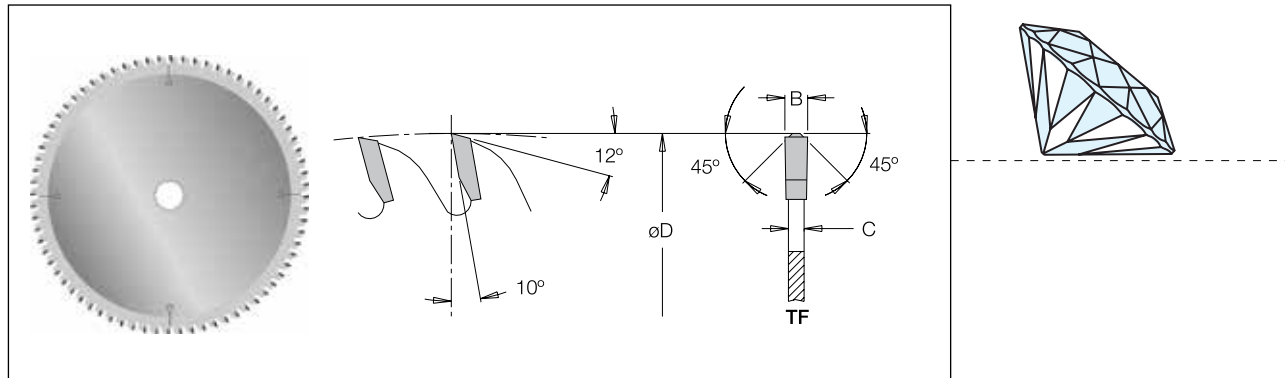
PCD

## PCD - Saw Blades TF

NEW

**Properties:** High efficiency cutting saw blade. Diamond height H=4.0mm. For stationary, portable and CNC machines.

**Application:** Suitable for homogeneous, abrasive materials such as Trespa, Max, Corian, plastics, MDF, chipboard, etc.



øD	Teeth	Code No.	B	H	From	ød
250	60	2715.251.30	■ 3.2	4	TF	30
	60	2715.301.31	■ 3.2	4	TF	30
300	72	2715.301.30	■ 3.2	4	TF	30
	96	2715.303.30	■ 3.2	4	TF	30
350	84	2715.350.30	■ 3.5	4	TF	30
	108	2715.351.30	■ 3.5	4	TF	30

■ Available upon request

# Saw Blades

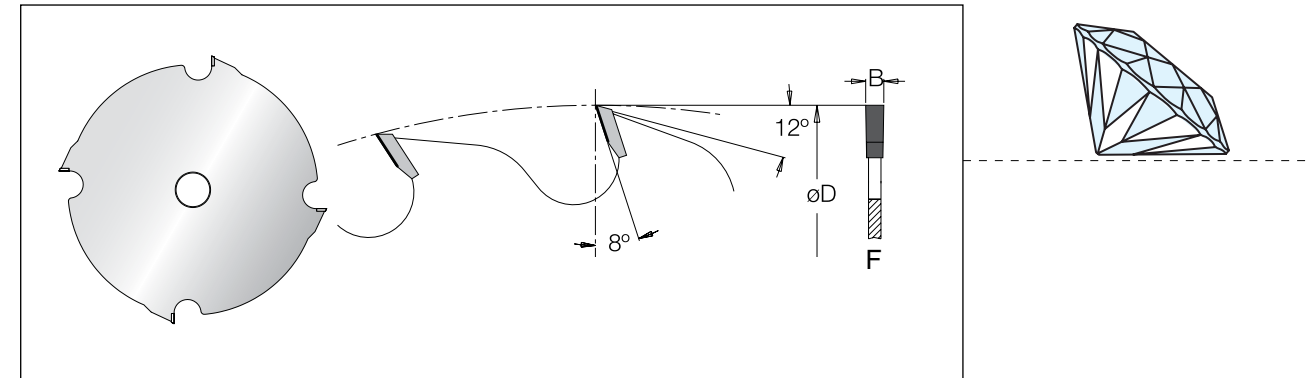
PCD

## PCD - Saw Blades for Portable Machines

NEW

**Properties:** High efficiency saw blade. Diamond height H=4.0mm. For portable machines.

**Application:** Suitable for homogeneous, abrasive materials such as Trespa, Max, Corian, plastics, MDF, chipboard, etc.

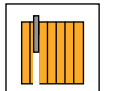


øD	Teeth	Code No.	B	H	From	ød
160	4	2814.160.20	■ 2.4	4	F	20
	8	2814.160.21	■ 2.4	4	F	20
190	4	2814.190.20	■ 2.4	4	F	20
	4	2814.190.30	■ 2.4	4	F	30
	8	2814.190.21	■ 2.4	4	F	20
216	8	2814.190.31	■ 2.4	4	F	30
	8	2814.216.31	■ 2.4	4	F	30
250	6	2814.250.30	■ 2.4	4	F	30
	12	2814.250.31	■ 2.4	4	F	30

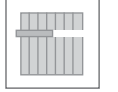
■ Available upon request

Saw Blades

Saw Blades




Solid Wood Along the Grain



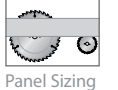
Solid Wood Across the Grain



Solid Wood Miter Joint



Particle & Laminate Board



Panel Sizing Machines



Scoring Saws



Cutting Profile & Bars



Solid Wood Along the Grain



Solid Wood Across the Grain



Solid Wood Miter Joint



Particle & Laminate Board



Panel Sizing Machines



Scoring Saws



Cutting Profile & Bars

# Saw Blades

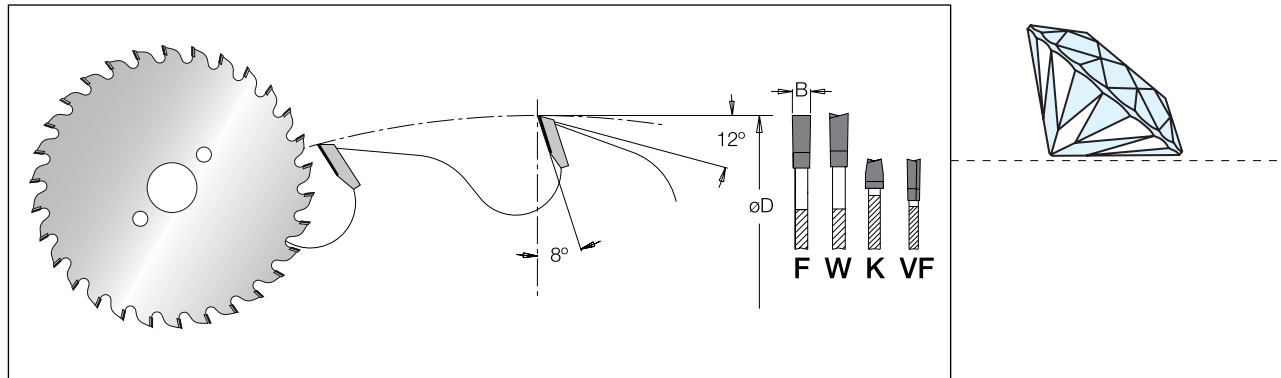
PCD

## PCD - Scoring Saw Blades

NEW

**Properties:** Scoring saw blade. Diamond height H=4.0mm. For stationary sawing machines with scoring unit.

**Application:** Suitable for homogeneous, abrasive materials such as Trespa, Max, Corian, plastics, MDF, chipboard, etc.



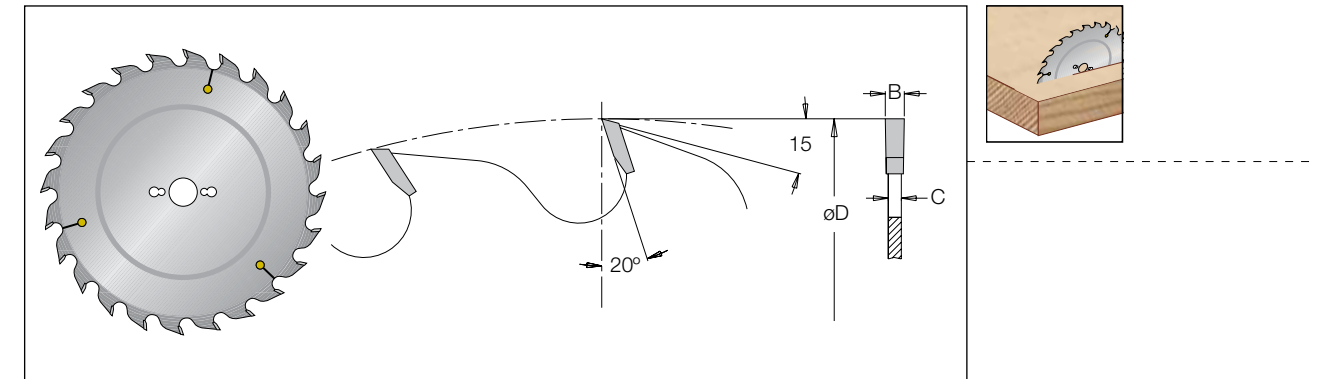
øD	Teeth	Code No.	B	ød	From	H	
120	18	2833.120.22 ■	3.35	22	F	4	Altendorf / Martin
125	18	2833.125.22 ■	3.35	22	F	4	Altendorf / Martin
120	24	2833.120.20 ■	3.1 - 4.3	20	K	4	SCM / Maka / Holzer
125	24	2833.125.20 ■	3.1 - 4.3	20	K	4	SCM / Maka / Holzer
120	12+12	2832.120.20 ■	2.8 - 3.6	20	VF	4	SCM / Maka / Holzer
125	12+12	2832.125.22 ■	2.8 - 3.6	22	VF	4	Altendorf / Martin
125	24	2833.125.45 ■	4.4 - 5.2	45	K	4	Giben / Mayer / Homag
180	24	2833.180.30 ■	4.4 - 5.2	30	K	4	Panhans
	36	2833.180.45 ■	4.8 - 5.6	45	K	4	Holzma
	36	2833.200.20 ■	4.4 - 5.2	20	K	4	Schelling
200	36	2833.200.45 ■	4.4 - 5.2	45	K	4	Holzma / Homag
	36	2833.201.45 ■	4.8 - 5.6	45	K	4	Holzma / Homag
	36	2833.202.45 ■	5.8 - 6.6	45	K	4	Holzma

■ Available upon request

# Saw Blades

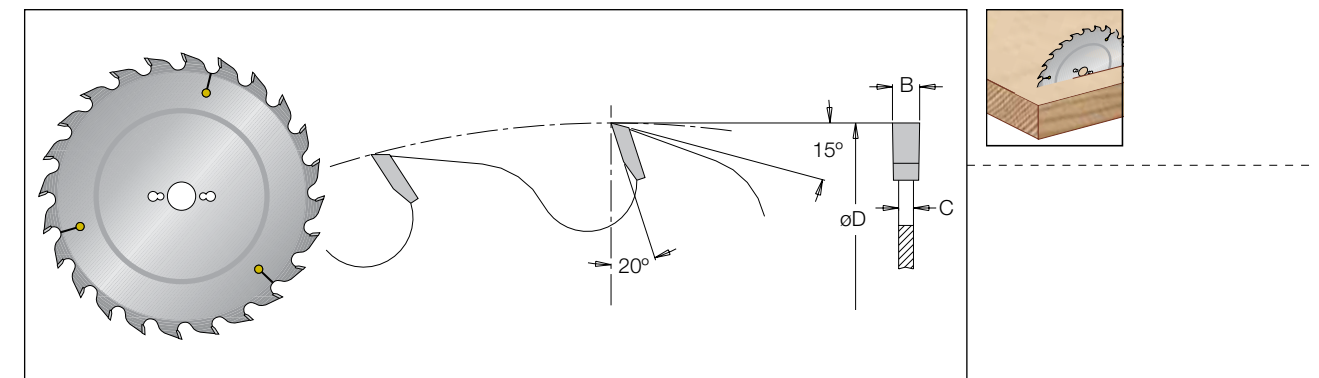
Solid Wood Along the Grain

## Standard Ripping Saw Blade, MAF



øD	Teeth	Code No.	B	c	n	m/min	ød
250	20	90100306	3.2	2.2	4500-7600	14-23	30
	24	90100406	3.2	2.2	4500-7600	16-27	30
300	24	90100506	3.2	2.2	3800-6300	14-23	30
	30	90100606	3.2	2.2	3800-6300	17-28	30
350	28	90100706	3.5	2.5	3200-5400	13-23	30
400	32	90100806	3.5	2.5	2800-4500	13-22	30
450	32	90100846	4.0	2.8	2500-4000	12-19	30
500	36	90100856	4.4	3.0	2200-3500	12-19	30

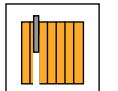
## Heavy Duty Saw Blade, MAFT



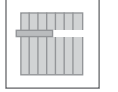
øD	Teeth	Code No.	B	c	n	m/min	ød
300	24	90120306	4.4	2.8	3800-6300	14-23	30
350	28	90120506	4.4	2.8	3200-5400	13-23	30
400	32	90121106	4.0	3.0	2800-4500	13-22	30
	32	90120906	4.4	3.0	2800-4500	13-22	30

Saw Blades

Saw Blades




Solid Wood Along the Grain



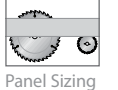
Solid Wood Across the Grain



Solid Wood Miter Joint



Particle & Laminate Board



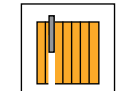
Panel Sizing Machines



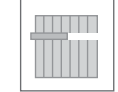
Scoring Saws



Cutting Profile & Bars



Solid Wood Along the Grain



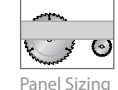
Solid Wood Across the Grain




Solid Wood Miter Joint



Particle & Laminate Board



Panel Sizing Machines



Scoring Saws

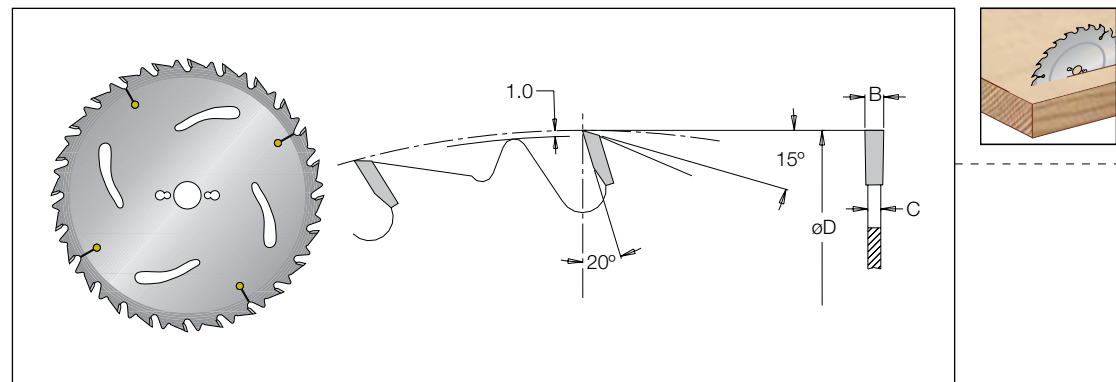


Cutting Profile & Bars

# Saw Blades

Solid Wood Along the Grain

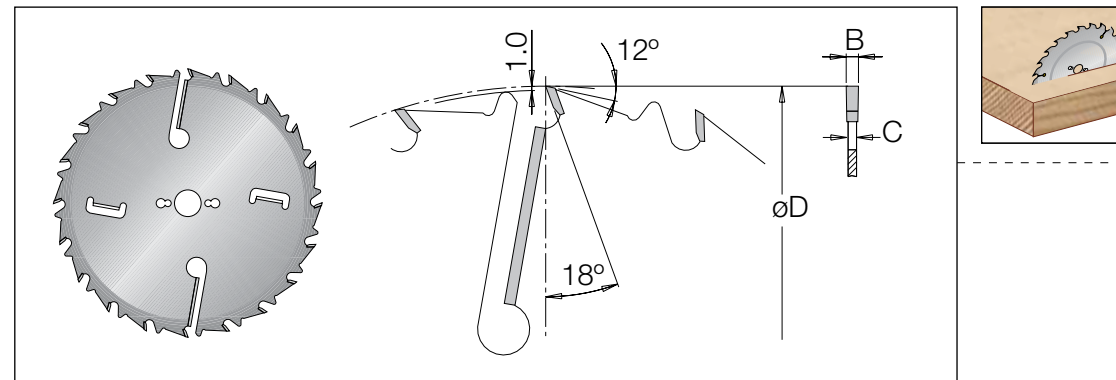
## Euro rip with cooling slots & anti-kickback Saw Blade, MAFG



øD	Teeth	Code No.	B	c	☐	n	m/min	ød
250	20	90100906	3.2	2.2	-	4500-7600	14-23	30
	24	90100956	3.2	2.2	-	4500-7600	16-27	30
300	24	90101006	3.2	2.2	-	3800-6300	14-23	30
	24	90101000	3.2	2.2	2/20x6	3800-6300	14-23	70
	28	90101046	3.2	2.2	-	3800-6300	16-26	30
	28	90101040	3.2	2.2	2/20x6	3800-6300	16-26	70
350	28	90101106	3.5	2.5	-	3200-5400	13-23	30
	32	90101136	3.5	2.5	-	3200-5400	15-26	30
400	18	90101146	3.5	2.5	-	2800-4500	8-12	30
	28	90101156	3.5	2.5	-	2800-4500	12-19	30
450	40	90101166	4.0	2.8	-	2500-4000	15-24	30
500	44	90101186	4.4	3.0	-	2200-3500	15-23	30

■ Available upon request

## Multi Rip with chip limiters Saw Blade, MAFGM



øD	Teeth	Code No.	B	c	n	m/min	ød
300	20+2+2	90400356	3.2	2.2	3800-6300	11-19	30
350	24+2+2	90400556	3.5	2.5	3200-5400	12-19	30

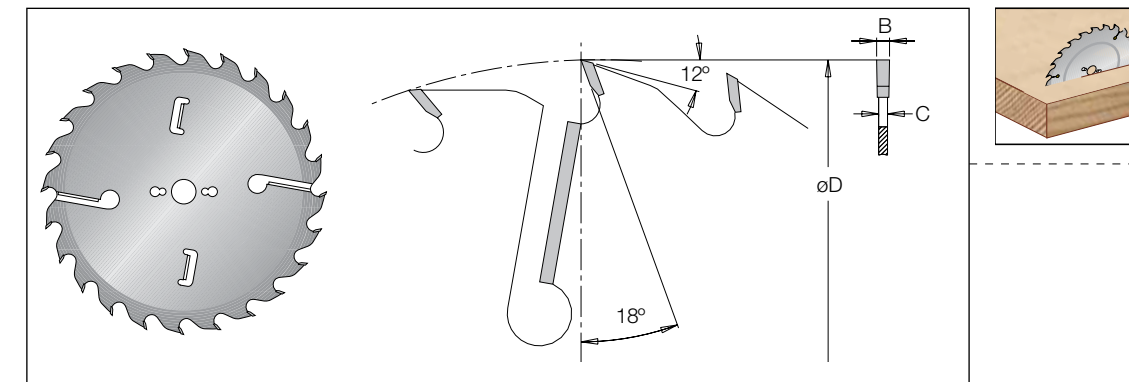
■ Available upon request

⚠ With rakers to prevent the wood from making contact with the saw body.

# Saw Blades

Solid Wood Along the Grain

## Multi Rip Saw Blade, MAFM

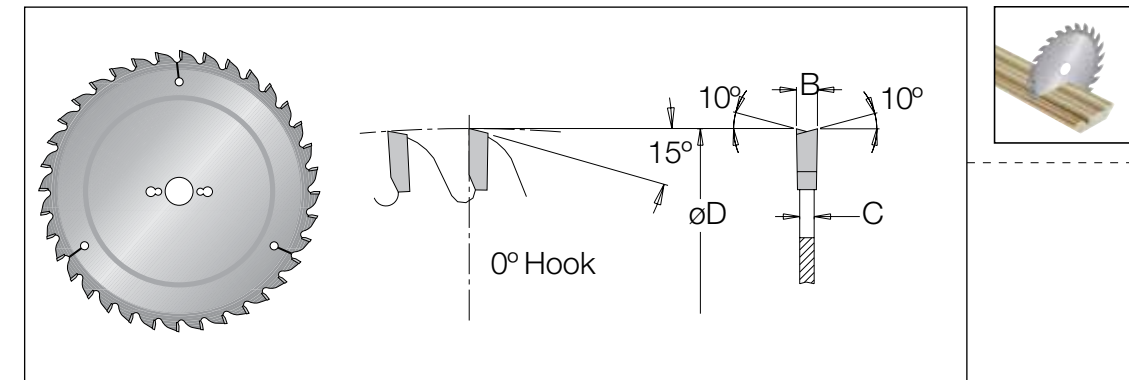


øD	Teeth	Code No.	B	c	☐	n	m/min	ød
250	18+2	90400106	3.2	2.2	-	4500-7600	12-21	30
	18+2	90400100	3.2	2.2	4/20x5	4500-7600	12-21	70
300	20+2+2	90400306	3.2	2.2	-	3800-6300	11-19	30
	20+2+2	90400300	3.2	2.2	2/20x5	3800-6300	11-19	70
350	24+2+2	90400506	3.5	2.5	-	3200-5400	12-19	30
	24+2+2	90400500	3.5	2.5	2/20x5	3200-5400	12-19	70

■ Available upon request

⚠ Wet and dry wood.  
With rakers to prevent the wood from making contact with the saw body.

## Cross Cut Saw Blade, MAWO, MBWO, MCWO

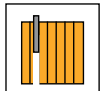


øD	Teeth	Code No.	B	c	n	m/min	ød
250	24	90801106	3.4	2.4	4500-7600	16-27	30
	42	90801206	3.4	2.4	4500-7600	28-48	30
300	36	90801306	3.8	2.8	3800-6300	21-34	30
350	42	90801506	4.2	2.8	3200-5400	20-34	30
400	48	90801706	4.2	3.0	2800-4500	20-32	30

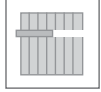
■ Available upon request

⚠ Meant for over arm machine.

Saw Blades



Solid Wood Along the Grain



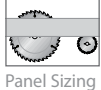
Solid Wood Across the Grain



Solid Wood Miter Joint



Particle & Laminate Board



Panel Sizing Machines

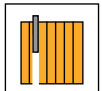


Scoring Saws



Cutting Profile & Bars

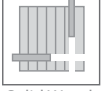
Saw Blades



Solid Wood Along the Grain



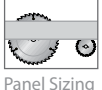
Solid Wood Across the Grain




Solid Wood Miter Joint



Particle & Laminate Board



Panel Sizing Machines



Scoring Saws



Cutting Profile & Bars



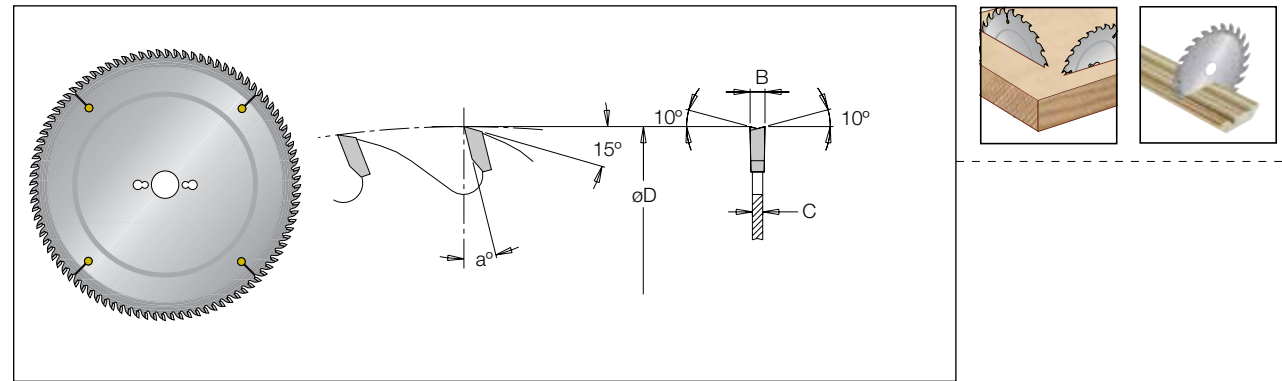
# Saw Blades

Solid Wood Miter Joint

# Saw Blades

Solid Wood Miter Joint

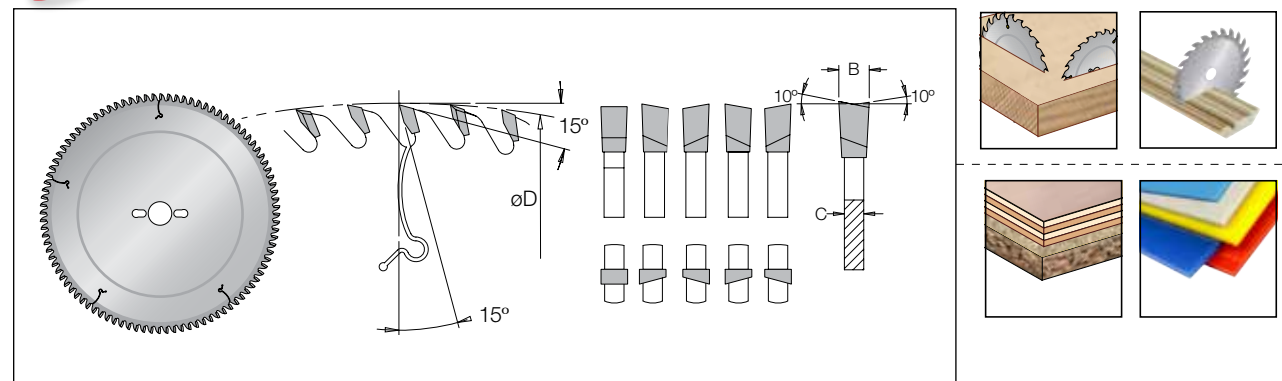
## Thin Kerf Trim & Cross Cut Saw Blade, MCWD, MFWD



øD	Teeth	Code No.	B	c	a°	n	m/min	ød	
150	24	90130106	2.3	1.6	15°	7600-12000	27-43	30	MCWD
180	30	90130206	2.3	1.6	15°	6300-10000	28-45	30	MCWD
200	34	90130306	2.3	1.6	15°	5700-9000	29-46	30	MCWD
200	64	90131406	2.3	1.6	10°	4700-7600	51-83	30	MFWD
	80	90131476	2.2	1.6	5°	4700-7600	64-103	30	MFWD
230	34	90130406 ■	2.3	1.6	15°	4900-8300	25-42	30	MCWD
250	40	90130506	2.3	1.6	15°	4500-7600	27-46	30	MCWD
	80	90131606	2.3	1.6	10°	3800-6100	52-83	30	MEWD
250	100	90131676	2.3	1.6	5°	3800-6100	65-104	30	MFWD
	300	48	90130606	2.3	1.6	15°	3800-6300	27-45	30
300	96	90131706	2.3	1.6	10°	3100-5000	51-82	30	MFWD
350	54	90130706	2.3	1.6	15°	3200-5400	26-44	30	MCWD
350	108	90131806	2.3	1.6	10°	2700-4300	50-79	30	MFWD
380	48	90130806	2.7	2.0	15°	3000-5000	22-36	30	MCWD
380	100	90131906 ■	2.7	2.0	10°	2500-4000	43-68	30	MFWD

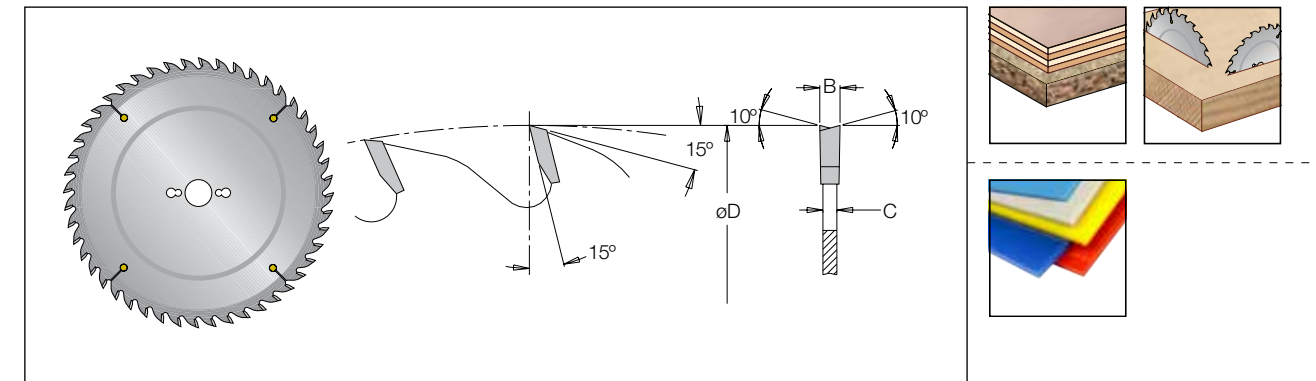
■ Available upon request

## MAX Trimming & Cross Cut for Hard & Exotic Wood Saw Blade, DFCC



øD	Teeth	Code No.	B	c	n	m/min	ød
300	100	96035306	3.0	2.2	3800-6300	27-45	30

## General purpose Trim & Cross-cut Saw Blade, MAW, MBW, MCW



øD	Teeth	Code No.	B	c	n	m/min	ød	
125	24	90102103	3.0	2.0	Max 4,500		20	MCW
132	20	90101223	2.6	1.6	Max 4,500		20	MCW
150	24	90102206	3.0	2.0	6300-10100	26-41	30	MCW
160	24	9010221E	2.6	1.6	6300-10100	26-41	16	MCW
165	18	90101203	2.8	1.8	6300-10100	26-41	20	MBW
170	24	90102223 ■	2.6	1.6	5300-8400	26-41	20	MBW
180	24	90101306	3.0	2.0	5300-8400	23-38	30	MDW
	30	90102306	3.0	2.0	5300-8400	27-43	30	MCW
184	24	9010131E	2.8	1.8	5300-8400	26-41	16	MBW
	30	9010232E	2.8	1.8	5300-8400	26-41	16	MCW
190	24	90101333	2.8	1.8	5300-8400	26-41	20	MBW
	36	90102353	2.8	1.8	5300-8400	26-41	20	MCW
200	24	90101406	3.0	2.0	4700-7600	21-32	30	MBW
	34	90102406	3.0	2.0	4700-7600	27-44	30	MCW
210	24	90101416	2.8	1.8	4700-7600	26-41	30	MBW
	34	90102416	2.8	1.8	4700-7600	26-41	30	MCW
216	24	90101426	2.8	1.8	4700-7600	26-41	30	MBW
220	24	90101456 ■	3.0	2.0	5200-8500	19-31	30	MBW
	34	90102436	3.0	2.0	4500-7600	25-40	30	MCW
230	24	90101506	3.0	2.0	4300-6900	26-41	30	MBW
	40	90102506	3.0	2.0	4300-6900	26-41	30	MCW
250	30	90101606	3.2	2.2	3800-6100	20-34	30	MBW
	40	90102606	3.2	2.2	3800-6100	26-41	30	MCW
250	48	90102636	3.2	2.2	3800-6100	31-50	30	MCW
	36	90101706	3.2	2.2	3800-6300	21-34	30	MBW
300	48	90102706	3.2	2.2	3100-5000	25-41	30	MCW
	36	90101796	3.5	2.5	3200-5400	17-29	30	MBW
350	42	90101806	3.5	2.5	3200-5400	20-34	30	MBW
	54	90102806	3.5	2.5	4300-2700	39-25	30	MCW
400	48	90101906	3.5	2.5	4500-2800	32-20	30	MBW
	60	90102906	3.5	2.5	3800-2300	39-23	30	MCW
450	54	90102006	4.0	2.8	4000-2500	32-20	30	MBW
	66	90103006	4.0	2.8	3300-2100	37-24	30	MCW
500	60	90102056	4.4	3.0	3500-2200	32-20	30	MBW
	72	90103206	4.4	3.0	3000-1900	37-23	30	MCW

■ Available upon request

Saw Blades

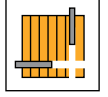
Saw Blades




Solid Wood Along the Grain



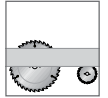
Solid Wood Across the Grain



Solid Wood Miter Joint



Particle & Laminate Board



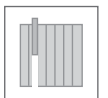
Panel Sizing Machines



Scoring Saws



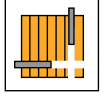
Cutting Profile & Bars



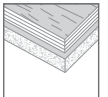
Solid Wood Along the Grain



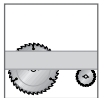
Solid Wood Across the Grain



Solid Wood Miter Joint



Particle & Laminate Board



Panel Sizing Machines



Scoring Saws



Cutting Profile & Bars

# Saw Blades

Particle & Laminate Board

NEW

# TOP™ X

## YOUR CHOICE OF EXCELLENCE





Superior  
Cutting Performance



Extended  
Life




Extremely  
Low Noise

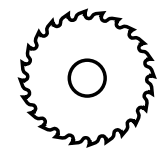
### New Standards of Quality Levels



**Premium**  
Dimar Premium  
Carbide grade for  
extended life span



**Superior Finish  
Top & Bottom**  
MDF, Chipboard,  
Plywood



**Classic**  
Dimar High Quality  
Carbide grade



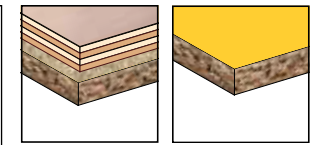
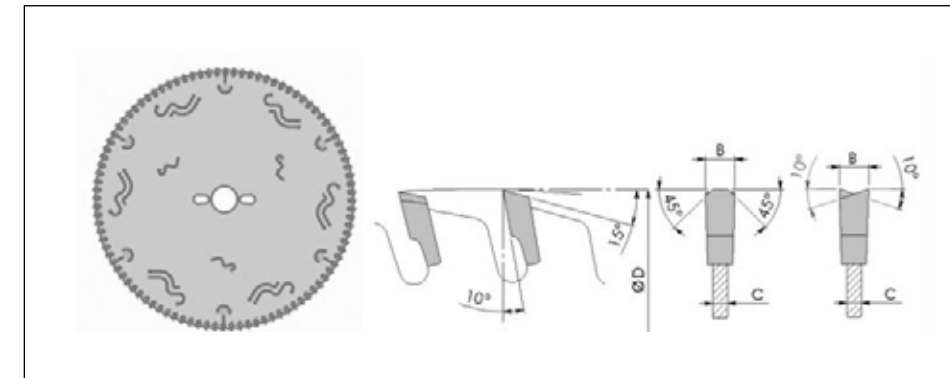
**New Design**  
Anti-vibration slots  
for noise reduction

# Saw Blades

Particle & Laminate Board

NEW

## TOP™ X Your Choice of Excellence - Superior Cutting Performance, Extended Life, Extremely Low Noise




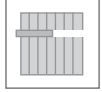


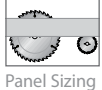


øD	Teeth	Code No.	B	c	a	n	m/min	ød	Quality	Appearance
300	96	95006236	3.2	2.2	10°	4400-6300	21-30	3	Classic	Standard
	96	95006236A	3.2	2.2	10°	4400-6300	21-30	30	Classic	HP Printed
	96	95005826	3.2	2.2	10°	4400-6300	21-30	30	Classic	Standard
	96	95005826A	3.2	2.2	10°	4400-6300	21-30	30	Classic	HP Printed
	96	95006276	3.2	2.2	10°	4400-6300	21-30	30	Premium	Standard
	96	95006276A	3.2	2.2	10°	4400-6300	21-30	30	Premium	HP Printed
	96	95006276B	3.2	2.2	10°	4400-6300	21-30	30	Premium	Bronze colored coating
	96	95005846	3.2	2.2	10°	4400-6300	21-30	30	Premium	Standard
	96	95005846A	3.2	2.2	10°	4400-6300	21-30	30	Premium	HP Printed
	96	95005846B	3.2	2.2	10°	4400-6300	21-30	30	Premium	Bronze colored coating




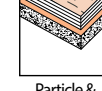
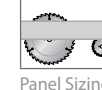




Look for the **Golden lable**: Dimar High Quality carbide grade for Superior Cutting performance , Extended life and rust resistance.

Saw Blades

Saw Blades

-  Solid Wood Along the Grain
-  Solid Wood Across the Grain
-  Solid Wood Miter Joint
-  Particle & Laminate Board
-  Panel Sizing Machines
-  Scoring Saws
-  Cutting Profile & Bars

-  Solid Wood Along the Grain
-  Solid Wood Across the Grain
-  Solid Wood Miter Joint
-  Particle & Laminate Board
-  Panel Sizing Machines
-  Scoring Saws
-  Cutting Profile & Bars

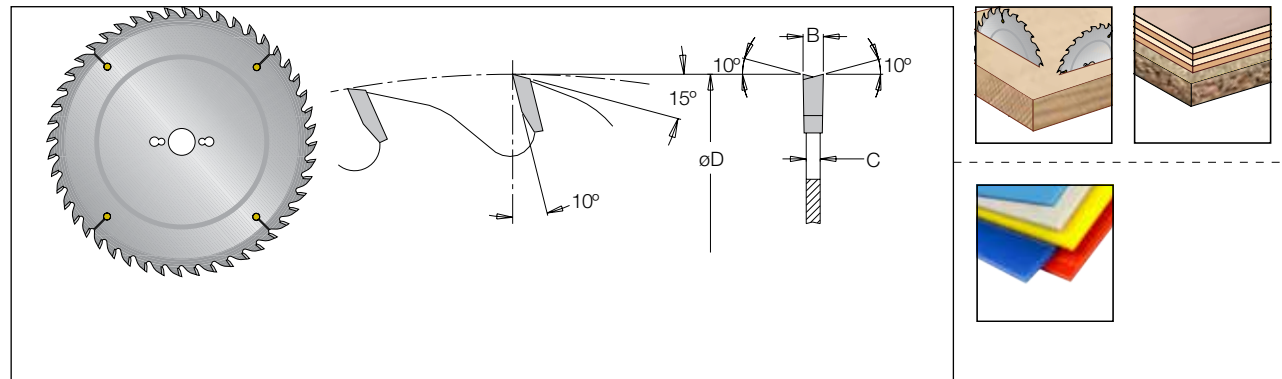
# Saw Blades

Particle & Laminate Board

# Saw Blades

Particle & Laminate Board

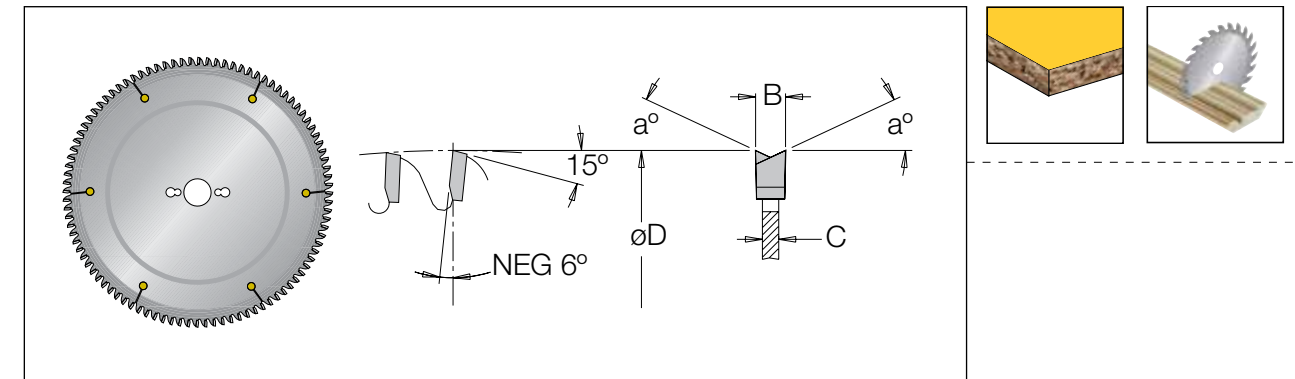
## Soft & Hard Trim & Cross- cut Saw Blade, MEW, MFW



$\varnothing D$	Teeth	Code No.	B	c	n	m/min	$\varnothing d$
100	30	9010330Z	2.2	1.6	Max 4,500		12
105	30	90103353	2.2	1.6	Max 4,500		20
125	30	90103403 ■	3.0	2.0	Max 4,500		20
	40	90105203	3.0	2.0	Max 4,500		20
132	36	90103553 ■	2.6	1.8	Max 4,500		20
140	30	90103453 ■	2.8	1.8	Max 4,500		20
150	30	90103506 ■	3.0	2.0	6300-10100	32-52	30
	48	90105306	3.0	2.0	6300-10100	51-82	30
160	36	9010372E	2.6	1.6	6300-10100	32-52	16
	48	9010532E	2.6	1.6	6300-10100	32-52	16
180	42	90103806	3.0	2.0	5300-8400	38-60	30
	58	90105406	3.0	2.0	5300-8400	52-83	30
184	42	9010385E ■	2.8	1.8	5300-8400	26-41	16
190	48	90103953	2.8	1.8	5300-8400	26-41	20
200	48	90104006	3.0	2.0	4700-7600	38-62	30
	64	90105506	3.0	2.0	4700-7600	51-83	30
210	48	90104016	2.8	1.8	4700-7600	26-41	30
	64	90105436	2.8	1.8	4700-7600	26-41	30
216	48	90104116	2.8	1.8	4700-7600	26-41	30
	60	90105456	2.8	1.8	4700-7600	26-41	30
220	48	90104036 ■	3.0	2.0	4300-6900	35-56	30
	64	90105596	3.0	2.0	4300-6900	47-75	30
230	48	90102556	3.0	2.0	4300-6900	26-41	30
	60	90105606	3.0	2.0	4300-6900	26-41	30
250	60	90104106	3.2	2.2	3800-6100	39-62	30
	60	90104206	3.2	2.2	3100-5000	32-51	30
300	72	90104306	3.2	2.2	3100-5000	38-61	30
	72	90104406	3.5	2.5	2700-4300	33-53	30
350	84	90104506	3.5	2.5	2700-4300	39-61	30
	108	90105906	3.5	2.5	2700-4300	50-79	30
400	96	90104606	3.5	2.5	2300-3800	38-62	30
	120	90106006	3.5	2.5	2300-3800	47-78	30
450	108	90104626	4.0	2.8	2100-3300	39-61	30
	132	90106036	4.0	2.8	2100-3300	47-74	30
500	120	90104636	4.4	3.0	1900-3000	39-61	30

■ Available upon request

## Double- Face Melamine & Laminate Trimming & Sizing Saw Blade, MFWTN

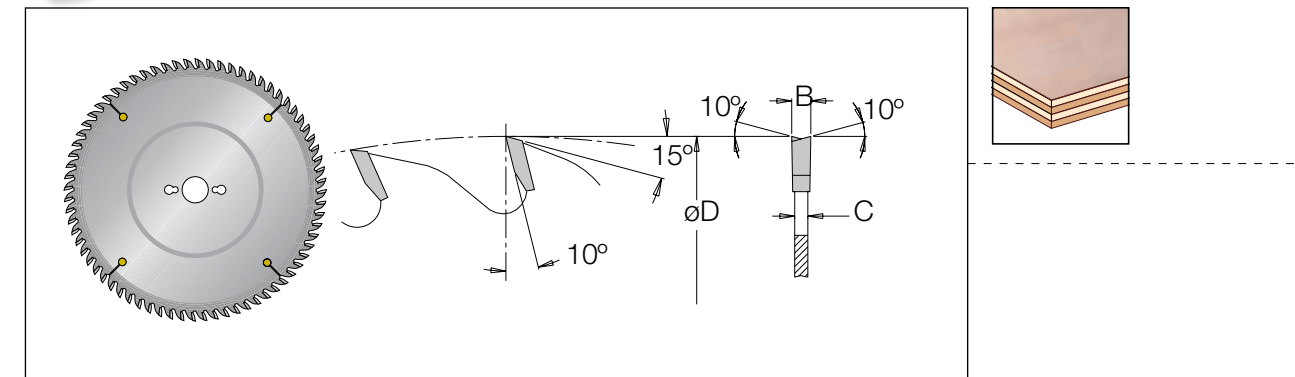


$\varnothing D$	Teeth	Code No.	B	c	a	n	m/min	$\varnothing d$
250	80	90302706	3.4	2.6	25°	5300-7600	21-30	30
300	96	90302806	3.4	2.6	25°	4400-6300	21-30	30
350	108	90302906	3.4	2.6	25°	3800-5400	21-29	30
400	120	90303006	4.0	3.2	25°	3300-4500	20-27	30

## **MAX** Extended life, Double- Face Melamine & Laminate Trimming & Sizing Saw Blade, DFWTN

$\varnothing D$	Teeth	Code No.	B	c	a	n	m/min	$\varnothing d$
250	80	95302706 ■	3.4	2.6	25°	5300-7600	21-30	30

## **MAX** Extended life, Soft & Hard Trim & Cross- cut Saw Blade, DEW, DFW



$\varnothing D$	Teeth	Code No.	B	c	n	m/min	$\varnothing d$
250	60	95004106 ■	3.2	2.2	3800-6100	39-62	30
300	72	95004306	3.2	2.2	3100-5000	38-61	30
	72	95004406 ■	3.5	2.5	2700-4300	33-53	30
350	84	95004506	3.5	2.5	2700-4300	39-61	30
	108	95005906 ■	3.5	2.5	2700-4300	50-79	30

■ Available upon request

Saw Blades

Saw Blades



Solid Wood Along the Grain



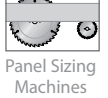
Solid Wood Across the Grain




Solid Wood Miter Joint




Particle & Laminate Board



Panel Sizing Machines



Scoring Saws



Cutting Profile & Bars



Solid Wood Along the Grain



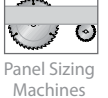
Solid Wood Across the Grain




Solid Wood Miter Joint



Particle & Laminate Board



Panel Sizing Machines



Scoring Saws



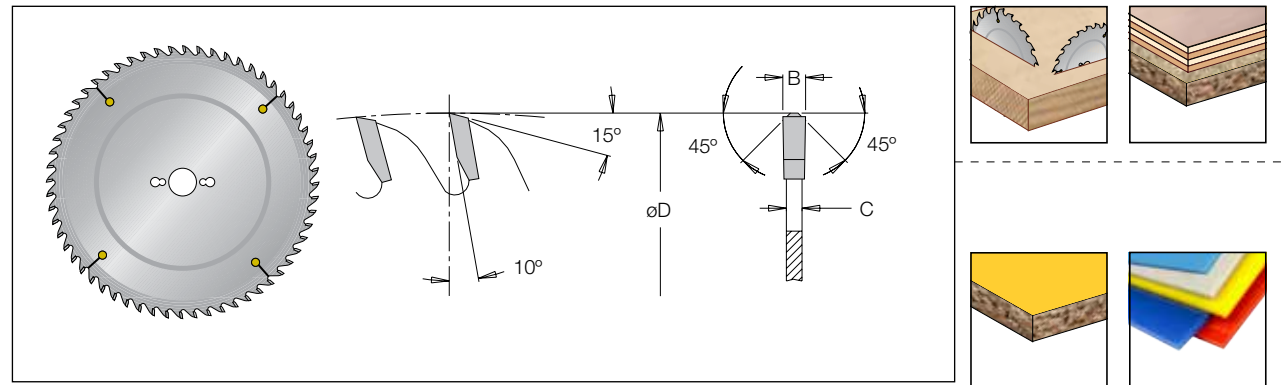
Cutting Profile & Bars



# Saw Blades

Particle & Laminate Board

## Standard Trimming & Sizing Saw Blade, MCS, MES, MFS



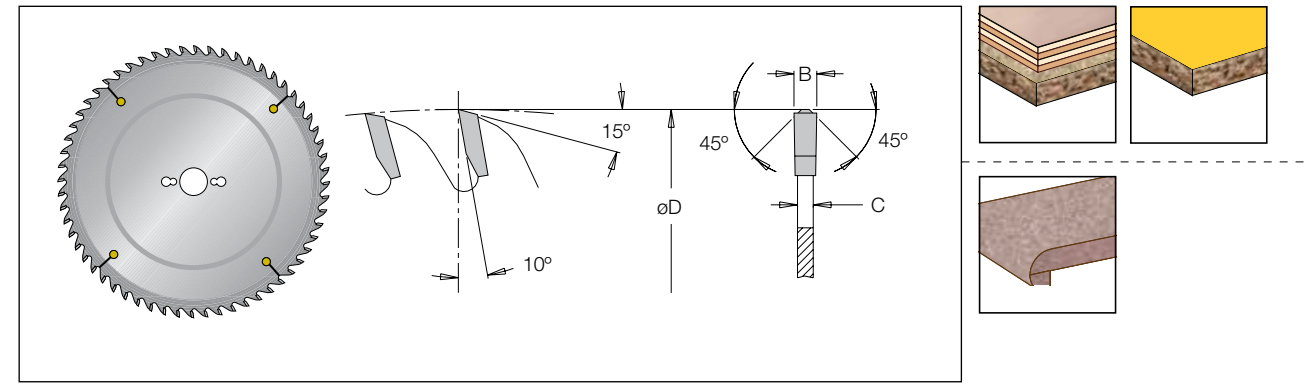
øD	Teeth	Code No.	B	c	n	m/min	ød	
140	48	90106043	2.8	1.8	Max 4,500		20	MFS
180	42	90104683	3.0	2.0	5300-8400	21-29	20	MES
	58	90106076	3.0	2.0	5300-8400	21-29	30	MFS
190	48	90104693	2.8	1.8	5300-8400	26-41	20	MES
	60	90106173	2.8	1.8	5300-8400	26-41	20	MFS
200	48	90104706	3.0	2.0	6600-9000	16-22	30	MES
	64	90106086	3.0	2.0	6600-9000	21-29	30	MFS
210	64	90106116	2.8	1.8	4700-7600	26-41	30	MFS
	48	90104716	2.8	1.8	4700-7600	26-41	30	MES
216	60	90106146	2.8	1.8	4700-7600	26-41	30	MFS
	64	90106126	3.0	2.0	6000-8600	19-28	30	MFS
230	60	90106096	3.0	2.0	5300-7600	19-28	30	MES
	64	90106186	3.0	2.0	5300-7600	19-28	30	MES
250	40	90104756	3.2	2.2	5300-7600	11-15	30	MCS
	60	90104806	3.2	2.2	5300-7600	16-23	30	MES
300	60	90104856	3.2	2.2	4400-6300	13-19	30	MES
	72	90104906	3.2	2.2	4400-6300	16-23	30	MES
350	54	90102856	3.5	2.5	3800-5400	10-15	30	MCS
	72	90104956	3.5	2.5	3800-5400	14-19	30	MES
350	84	90105006	3.5	2.5	3800-5400	16-23	30	MES
	108	90106306	3.5	2.5	3800-5400	21-29	30	MFS
400	96	90105106	3.5	2.5	3300-4500	16-22	30	MES
	120	90106406	3.5	2.5	3300-4500	20-27	30	MFS
450	108	90105156	4.0	2.8	2900-4000	16-22	30	MES

■ Available upon request

# Saw Blades

Particle & Laminate Board

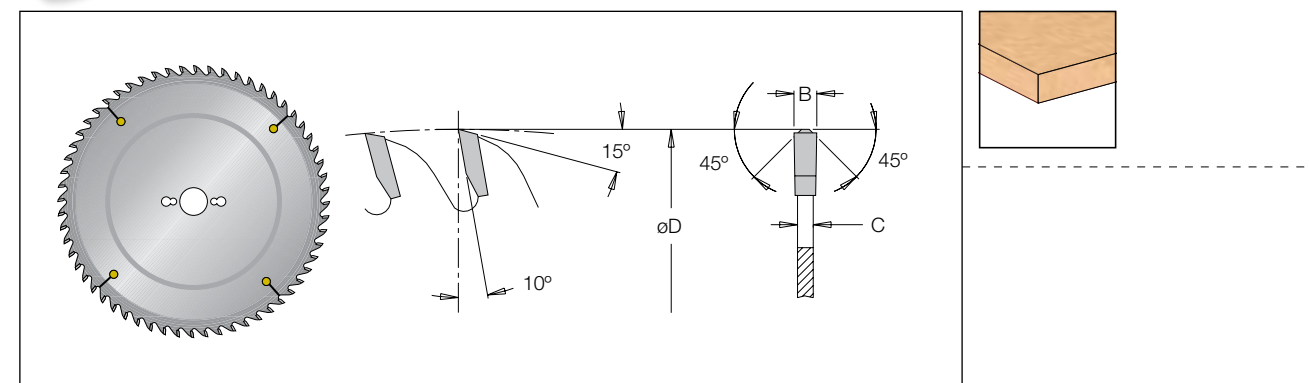
## MAX Long life Trimming & Sizing Saw Blade, DES, DFS



øD	Teeth	Code No.	B	c	n	m/min	ød	
220	64	95006126	3.0	2.0	6000-8600	19-28	30	DFS
300	72	95004906	3.2	2.2	4400-6300	16-23	30	DES
	72	95004956	3.5	2.5	3800-5400	14-19	30	DES
350	84	95005006	3.5	2.5	3800-5400	16-23	30	DES
	108	95006306	3.5	2.5	3800-5400	21-29	30	DFS

■ Available upon request

## MAX+ Extended life Trimming & Sizing Saw Blade, BES, BFS



øD	Teeth	Code No.	B	c	n	m/min	ød	
300	96	97006206	3.2	2.2	4400-6300	21-30	30	BFS
350	84	97005006	3.5	2.5	3800-5400	21-29	30	BES

Also Available in TTG (Trapez Trapez Grinding).

Saw Blades

Saw Blades



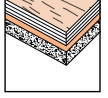
Solid Wood Along the Grain




Solid Wood Across the Grain



Solid Wood Miter Joint



Particle & Laminate Board



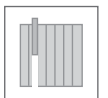
Panel Sizing Machines



Scoring Saws



Cutting Profile & Bars



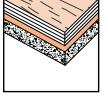
Solid Wood Along the Grain



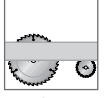
Solid Wood Across the Grain




Solid Wood Miter Joint



Particle & Laminate Board



Panel Sizing Machines



Scoring Saws



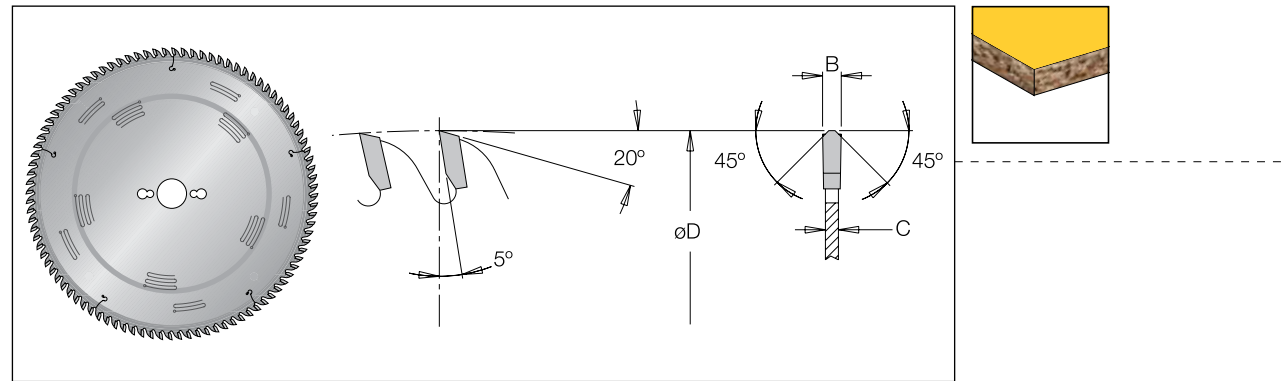
Cutting Profile & Bars



# Saw Blades

Particle & Laminate Board

## TOP Extended life & Low Vibration Trimming & Sizing Saw Blade, DFSQ

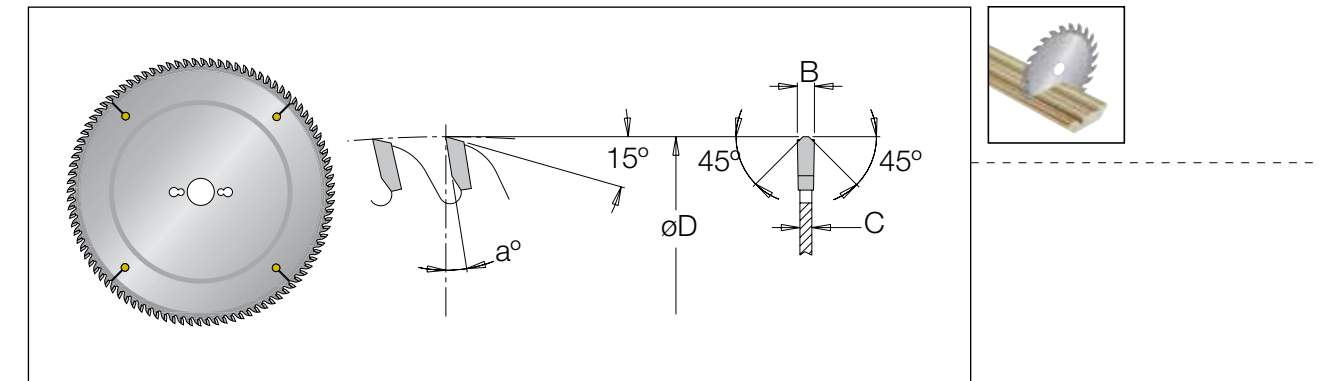


øD	Teeth	Code No.	B	c	n	m/min	ød
350	110	95406356 ■	3.4	2.5	3800-5400	18-26	30

■ Available upon request

# Saw Blades

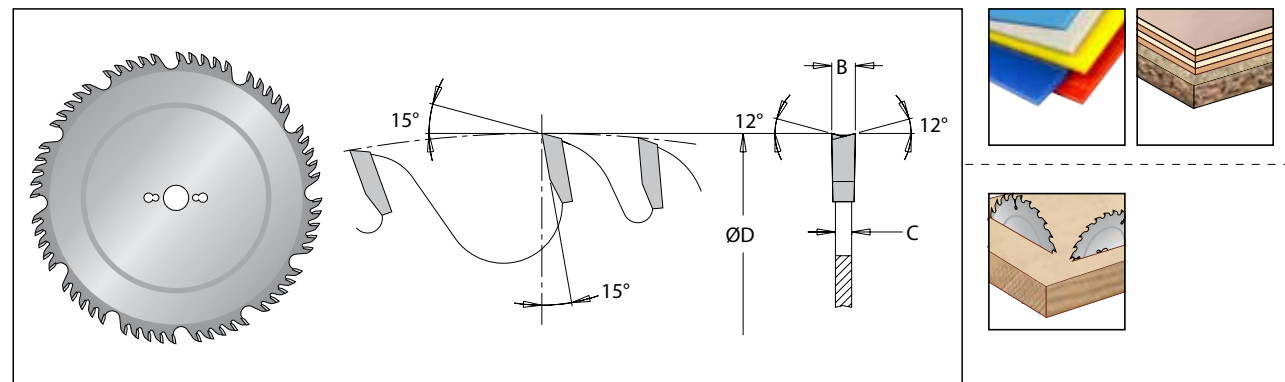
## Trimming & Sizing Thin Kerf Saw Blade, MFSD



øD	Teeth	Code No.	B	c	a	n	m/min	ød
200	64	90131556	2.3	1.6	10°	6600-9000	21-29	30
250	80	90131756	2.3	1.6	10°	5300-7600	21-30	30
	100	90131776	2.3	1.6	5°	5300-7600	27-38	30
300	96	90131856	2.3	1.6	10°	4400-6300	21-30	30

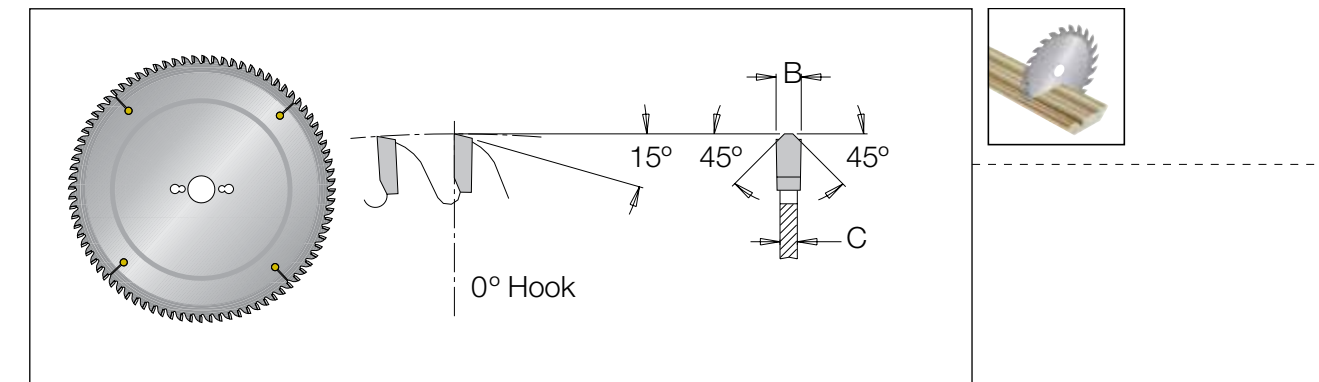
⚠ Use a flange diameter half the diameter of the saw blade.

## Combination Multipurpose Cut Saw Blade, MEC



øD	Teeth	Code No.	B	c	n	m/min	ød
200	40	90800106	3.2	2.2	8900-12000	21-29	30
230	40	90800206	3.2	2.2	6600-9000	21-29	30
250	50	90800406	3.4	2.4	5300-7600	27-38	30
300	60	90800506	3.8	2.8	5300-7600	21-30	30
350	70	90800606	3.8	2.8	5300-7600	27-38	30
400	80	90800706	4	3	4400-6300	21-30	30

## Trimming & Sizing Solid Surface Saw Blade, MFSD



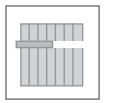
øD	Teeth	Code No.	B	c	n	m/min	ød
250	72	90141656	3.2	2.4	5300-7600	19-27	30
300	84	90141756	3.2	2.4	4400-6300	18-26	30
350	96	90141856	3.3	2.5	3800-5400	18-26	30
400	108	90141956	3.3	2.5	3300-4500	18-24	30

Saw Blades

Saw Blades



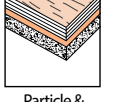
Solid Wood Along the Grain



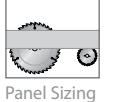
Solid Wood Across the Grain



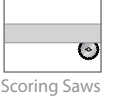
Solid Wood Miter Joint




Particle & Laminate Board



Panel Sizing Machines



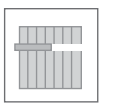
Scoring Saws



Cutting Profile & Bars




Solid Wood Along the Grain



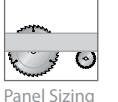
Solid Wood Across the Grain




Solid Wood Miter Joint



Particle & Laminate Board



Panel Sizing Machines



Scoring Saws

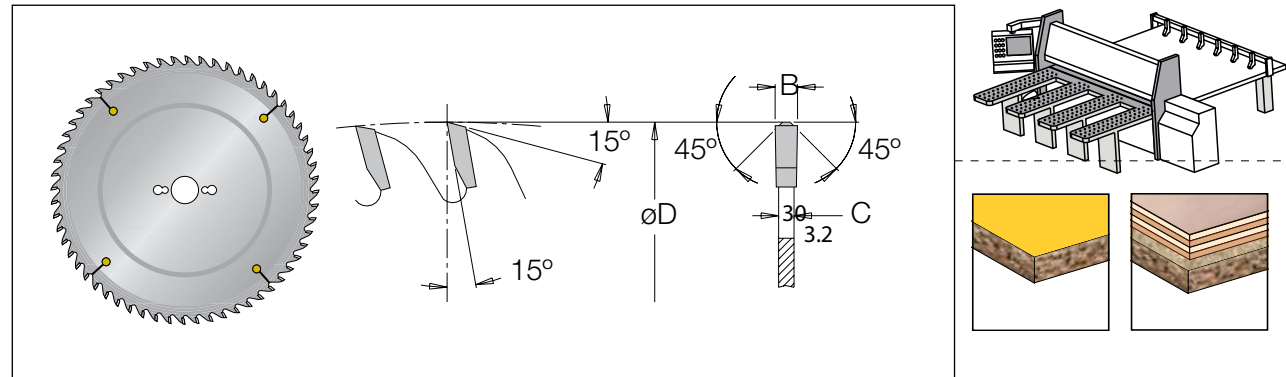


Cutting Profile & Bars

# Saw Blades

Panel Sizing Machines

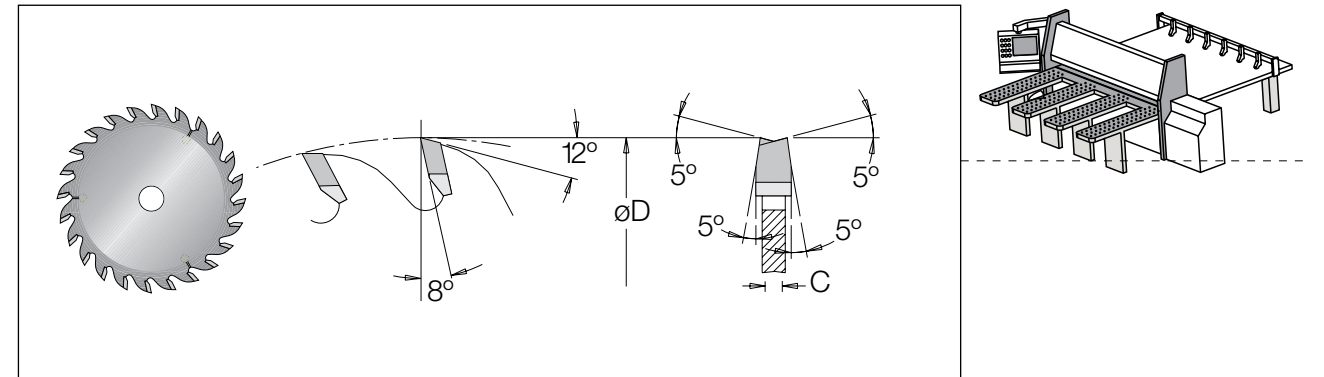
**D** MAX Extended life, Main Saw for Panel Sizing Laminated Boards



# Saw Blades

Panel Sizing Machines

**D** MAX Extended life, Conic Scoring Saw



Type	øD	Teeth	Code No	b	C	ød	P/H	øD	Teeth	Item No.	B	c	ød	P/H
Mayer, Felder	320	60	95536406NP	4.4	3	30	2/10/60	150	36F Con.	95601866	4.4-5.3	2.8	30	
Biesse, Selco	320	60	95536425NP	4.4	3.2	65	2/9/110	200	36F Con.	9560265S	4.4-5.3	3.2	65	2/9/100 + 2/9/110
Penhans	350	72	95534396NP	4.4	3.2	30	2/10/60	180	30F Con.	95602106	4.4-5.3	3.2	30	2/9/44+2/10/60
Scheer	350	72	95536406NP	4.4	3.2	30	2/10/60	200	36F Con.	95602676	4.4-5.3	3.2	30	2/8.5/60
Homag, Holzma HPP/ HKL 300	350	72	9553429RNP	4.4	3.2	60	2/14/100	180	30F Con.	9560210M	4.4-5.3	3.2	45	
Homag, Holzma 200	350	72	9553429RNP	4.4	3.2	60	2/14/100	200	36F Con.	9565265M	4.4-5.3	3.2	45	
Mayer	355	72	95534366NP	4.4	3.2	30	2/10/60	150	36F Con.	95601866	4.4-5.3	2.8	30	
Scheling	355	72	95534366NP	4.4	3.2	30	2/10/60	200	36F Con.	95602643	4.4-5.3	3.2	20	2/11/66
Giben	355	72	9553436TNP	4.4	3.2	75		125	24F Con.	9560079M	4.4-5.3	3.2	45	
Scheling	360	72	95534296NP	4.4	3.2	30	2/13/94	200	36F Con.	95602643	4.4-5.3	3.2	20	2/11/66
Biesse, Selco	360	72	95534595NP	4.4	3.2	65	2/9/110	200	36F Con.	9560260S	4.4-5.3	2.8	65	2/9/100 + 2/9/110
Homag, Holzma HPP/ HPL/ HKL 300	380	72	9554287RNP	4.4	3.2	60	2/14/100 2/14/125	180 180 200	36F Con. 30F Con. 36F Con.	9560229M 9560210M 9565265M	4.4-5.3 4.4-5.3 4.4-5.3	3.2 3.2 3.2	45 45 45	
Gabbiani, SCM	380	72	9554277UNP	4.4	3.2	80	2/14/110	200	36F Con.	9560265U	4.4-5.3	3.2	80	
Homag, Holzma HPP/HPL/ HKL 300	380	72	9554267RNP	4.8	3.5	60	2/14/100 2/14/125	180	36F Con.	9560221M	4.8-6	3.5	45	
Mayer	400	72	95543346NP	4.4	3.2	30	2/13/94	150	36F Con.	95601866	4.4-5.3	2.8	30	
Scheling	400	72	95543346NP	4.4	3.2	30	2/10/60	200	36F Con.	95602643	4.4-5.3	3.2	20	2/11/66
Biesse, Selco	400	72	9554333UNP	4.4	3.2	80	4/19/120	200	36F Con.	9560265S	4.4-5.3	3.2	65	2/9/100 + 2/9/110
Biesse, Selco	430	72	9554167UNP	4.4	3.2	80	2/9/130	200	36F Con.	9560265S	4.4-5.3	3.2	65	2/9/100 + 2/9/110
Homag, Holzma HPP/HKL 400	450	72	9554187RNP	4.4	3.2	60	2/19/120 2/14/125	180	30F Con.	9560210M	4.4-5.3	3.2	45	
Homag, Holzma HPP/HKL 401	450	72	9554197RNP	4.8	3.5	60	2/19/120 2/14/125	180	36F Con.	9560221M	4.8-6	3.5	45	
Biesse, Selco	450	72	9554177UNP	4.8	3.5	80	4/19/120	200	36F Con.	9560261S	4.8-6	3.5	65	2/9/100 + 2/9/110
Scheling	460	72	95541866NP	4.4	3.2	30	2/13/94	200	36F Con.	95602643	4.4-5.3	3.2	20	2/11/66

Saw Blades

Saw Blades



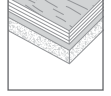
Solid Wood Along the Grain



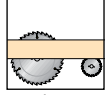
Solid Wood Across the Grain



Solid Wood Miter Joint



Particle & Laminate Board



Panel Sizing Machines



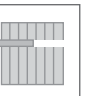
Scoring Saws



Cutting Profile & Bars



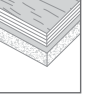
Solid Wood Along the Grain



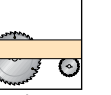
Solid Wood Across the Grain



Solid Wood Miter Joint



Particle & Laminate Board



Panel Sizing Machines



Scoring Saws



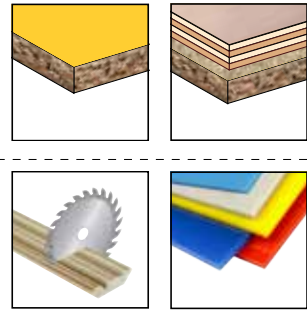
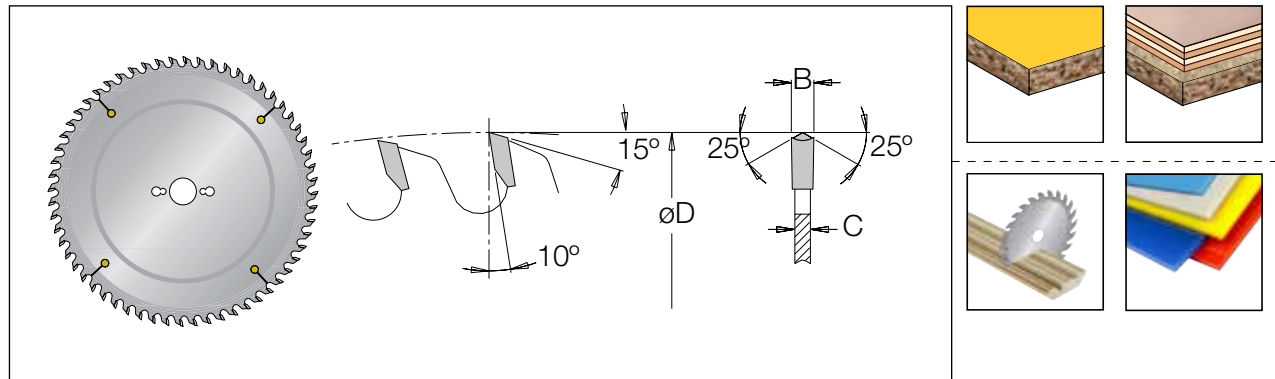
Cutting Profile & Bars

Also Available in TTG (Trapez Trapez Grinding).

# Saw Blades

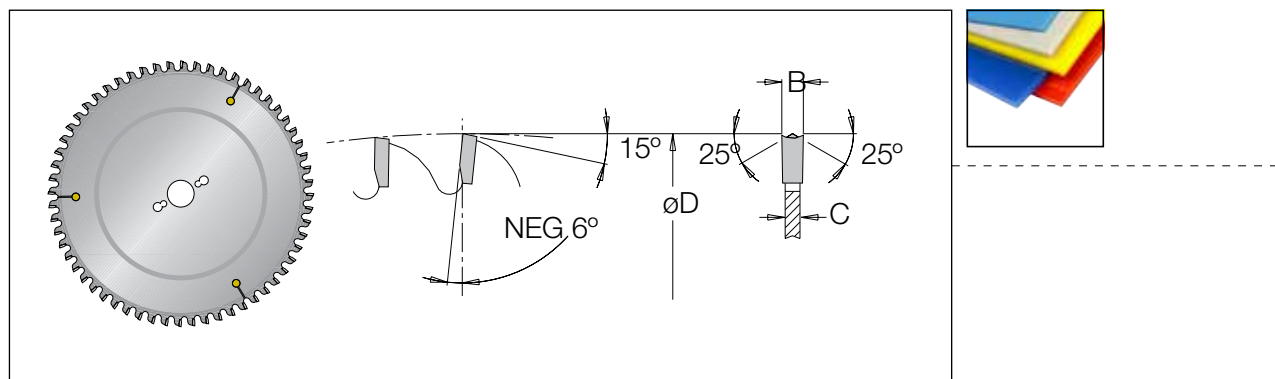
Particle & Laminate Board

## Trimming & Sizing Hollow Ground, MCD, MED



øD	Teeth	Code No.	B	c	n	m/min	ød	
253	48	90110106	3.2	2.2	5200-7500	12-18	30	MCD
303	60	90110256	3.3	2.4	4400-6300	13-19	30	MED
350	72	90110306	3.2	2.2	3800-5400	14-19	30	MED

## Trimming & Sizing Hollow Negative Hook Angle, MCDN, MEDN



øD	Teeth	Code No.	B	c	n	m/min	ød	
220	42	90110656	3.2	2.2	6000-8600	13-18	30	MCDN
253	48	90110136	3.2	2.2	5200-7500	12-18	30	MCDN
303	60	90110856	3.2	2.2	4400-6300	13-19	30	MEDN

# Saw Blades

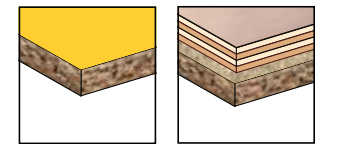
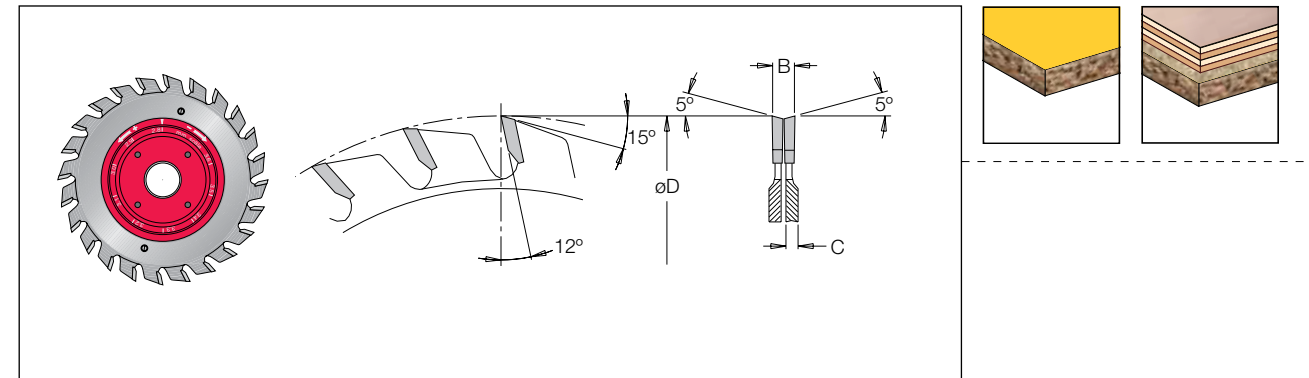
Scoring Saws

## Adjustable Scoring System



Dimar takes the guesswork out of adjusting and re-adjusting scoring saw blades. The DLEADER system's patented adjustable scoring, eliminates the need for spacers, endless measuring, reassembling, testing and adjusting to obtain the required width.

- Adjusts easily
- Fits most machines
- Fits all blades in the width of 2.8 - 3.6mm
- Saves you time and money



	øD	Code No.	B	Teeth	ød
Set 1	100	95610103	2.8-3.6	24	20
Set 2	120	95620303	2.8-3.6	24	20
Set 3	120	95620304*	2.8-3.6	24	22
Set 4	125	95620403	2.8-3.6	24	20
Set 5	125	95620404*	2.8-3.6	24	22
Saw Blades R+L	100	9561010Z		12+12	
Saw Blades R+L	120	9561030Z		12+12	
Saw Blades R+L	125	9561040Z		12+12	

⚠ This system is suitable for most existing table-saw machines. In cases where necessary, an appropriate fitting ring will be supplied.

### Spare parts:

#195 085 0	#196 352 3	#196 352 4	#193 035 1	#193 041 4	#194 102 0	#194 008 0	#192 570 0
D=75	D=35	D=35	M3x4.6	M4x6	S1.5	S2.5	D=35


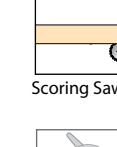
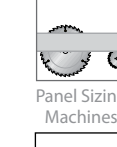

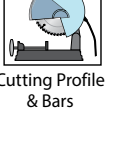
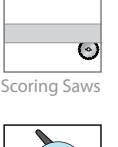
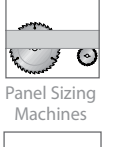

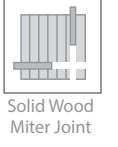


Grinding fixture for 120, 125mm



Saw Blades

Saw Blades



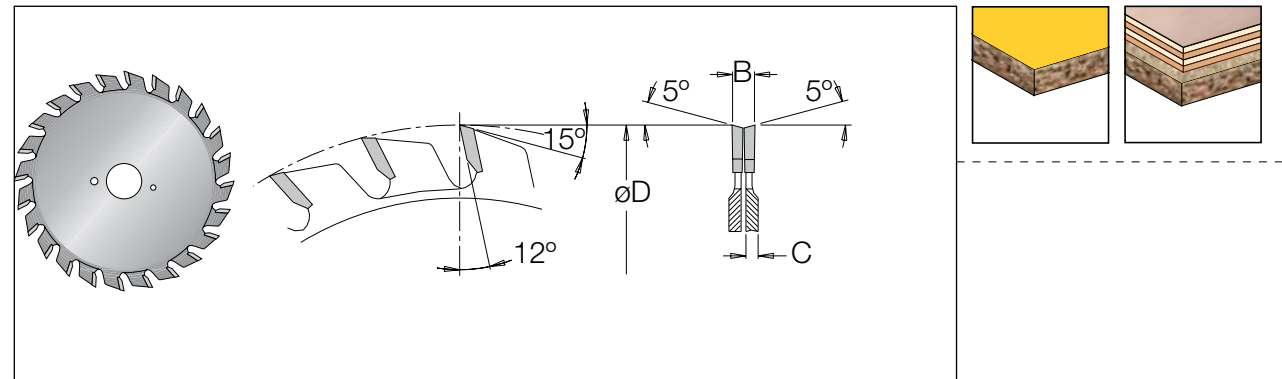
# Saw Blades

Scoring Saws

# Saw Blades

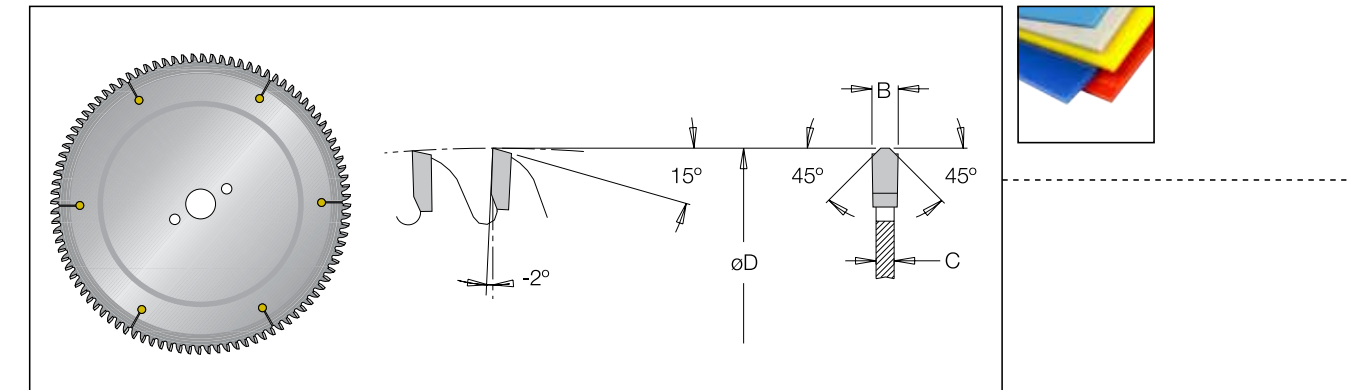
Plastic

## **D**MAX Extended life, Adjustable Scoring Saw Blade, DVF



øD	Teeth	Code No.	B	Set Shims	c	ød
80	2x10	90600093 ■	2.8 - 3.6	1920601	2	20
100	2x12	95600103	2.8 - 3.6	1920600	2	20
	2x12	95600104	2.8 - 3.6	1920600	2	22
120	2x12	95600303	2.8 - 3.6	1920600	2	20
	2x12	95600304	2.8 - 3.6	1920600	2	22
125	2x12	95600403	2.8 - 3.6	1920600	2	20
	2x12	95600404	2.8 - 3.6	1920600	2	22

## Plastic Trimming & Sizing Saw Blade, MFUP



øD	Teeth	Code No.	B	c	ød
250	80	90107036 ■	2.5	1.8	30
300	96	90107066	3.3	2.6	30
350	108	90107096 ■	3.7	3.0	30

Saw Blades

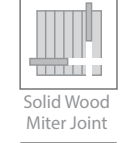
Saw Blades



Solid Wood Along the Grain



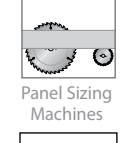
Solid Wood Across the Grain



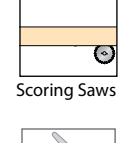
Solid Wood Miter Joint



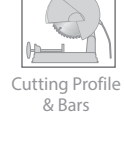
Particle & Laminate Board



Panel Sizing Machines

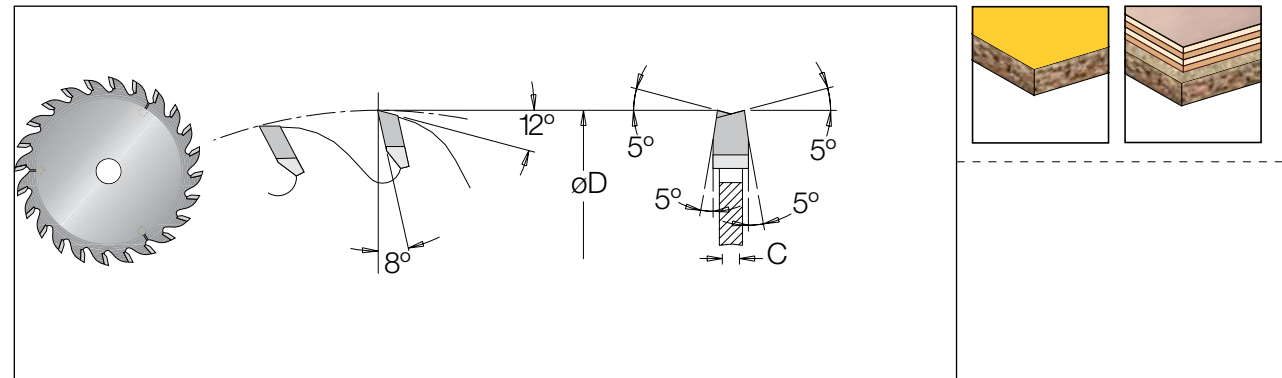


Scoring Saws



Cutting Profile & Bars

## **D**MAX Extended life, Conic Scoring Saw Blade, DVK



øD	Teeth	Code No.	B	c	ød
100	20	90600413 ■	3.2-4.1	2.2	20
	20	90600414 ■	3.2-4.1	2.2	22
	20	90600513 ■	3.0-4.1	2.2	20
	20	90600514 ■	3.0-4.1	2.2	22
120	24	95600453 ■	3.2-4.1	2.2	20
	24	95600454 ■	3.2-4.1	2.2	22
	24	90600443 ■	2.8-3.6	2.2	20
	24	90600444 ■	2.8-3.6	2.2	22
125	24	95600693 ■	3.2-4.1	2.8	20
	24	95600694 ■	3.2-4.1	2.8	22
	24	95600793 ■	4.4-5.3	3.2	20
	24	95600794 ■	4.4-5.3	3.2	22

■ Available upon request




Solid Wood Along the Grain



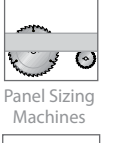
Solid Wood Across the Grain




Solid Wood Miter Joint



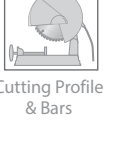
Particle & Laminate Board



Panel Sizing Machines



Scoring Saws



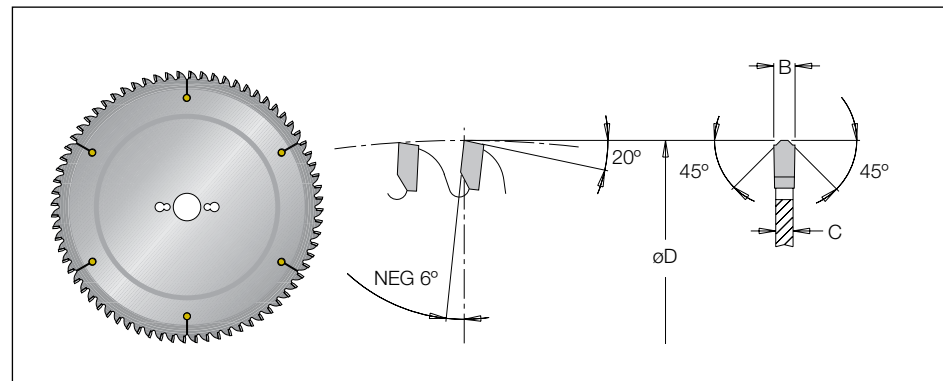
Cutting Profile & Bars



# Saw Blades

Aluminum

## Aluminum Profiles Saw Blade, MESAN, MFSAN



øD	Teeth	Code No.	B	c	n	m/min	ød
150	48	90202433 ■	2.8	2.2	5000-8900	12-21	20 MFSAN
160	48	90202443	2.8	2.2	4700-8300	11-20	20 MFSAN
180	58	90202486	2.8	2.2	4200-7400	12-21	30 MFSAN
184	58	9020245E ■	2.8	2.2	4100-7200	12-21	16 MFSAN
	58	90202453 ■	2.8	2.2	4100-7200	12-21	20 MESAN
190	60	90202493	2.8	2.2	4000-7000	12-21	20 MFSAN
	60	90202496	2.8	2.2	4000-7000	12-21	30 MFSAN
200	48	90200706	2.8	2.2	3800-6600	9-16	30 MESAN
	64	90202506	2.8	2.2	3800-6600	12-21	30 MFSAN
216	64	90202566	2.8	2.2	3500-6100	11-20	30 MFSAN
230	60	90202606	2.8	2.2	3300-5800	10-17	30 MESAN
235	60	90202636	2.8	2.2	3200-5600	10-17	30 MFSAN
	60	90200806	3.2	2.6	3000-5300	9-16	30 MESAN
250	80	90202706	3.2	2.6	3000-5300	12-21	30 MFSAN
	100	90202756	3.2	2.6	3000-5300	15-27	30 MFSAN
275	72	90200857	3.2	2.6	2700-4800	10-17	32 MESAN
	72	90200906	3.2	2.6	2500-4400	9-16	30 MESAN
300	96	90202806	3.2	2.6	2500-4400	12-21	30 MFSAN
	80	90200957	3.2	2.6	2300-4000	9-16	32 MESAN
330	102	90202857	3.2	2.6	2300-4000	12-20	32 MFSAN
	84	90201006	3.2	2.6	2100-3800	9-16	30 MESAN
350	108	90202906	3.2	2.6	2100-3800	11-21	30 MFSAN
	100	90202956	2.8	2.2	2000-3500	10-18	30 MESAN
400	96	90201106	3.8	3.2	1900-3300	9-16	30 MESAN
	120	90203006	3.8	3.2	1900-3300	11-20	30 MFSAN
420	96	90203406	4.0	3.4	1800-3100	9-15	30 MESAN
450	108	90204006	4.0	3.4	1600-2900	9-16	30 MESAN
	120	90204106	4.0	3.4	1600-2900	10-17	30 MFSAN
500	120	90204206	4.4	3.8	1500-2600	9-16	30 MESAN


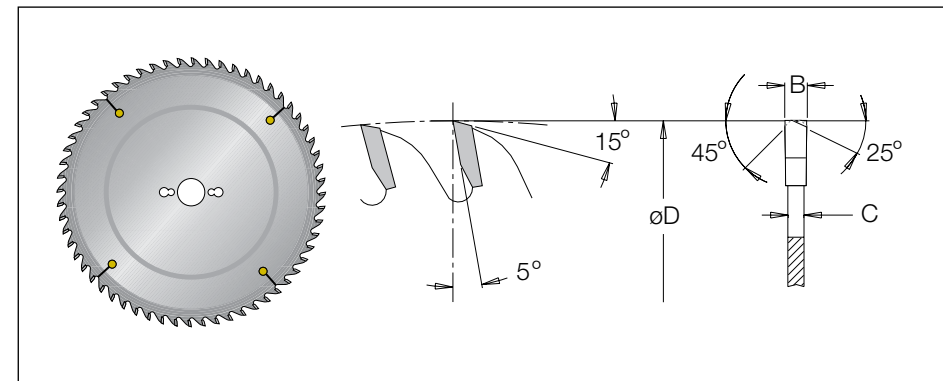
■ Available upon request

⚠ The material must be clamped firmly to the table on both sides during cutting operation.

# Saw Blades

Aluminum

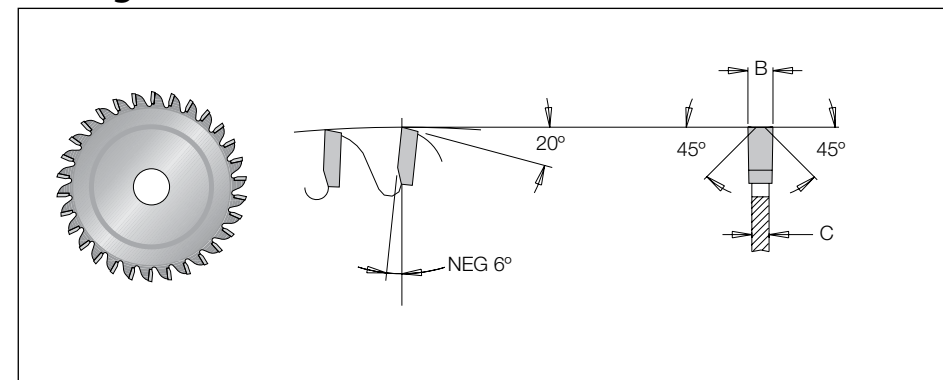
## Aluminum Bars Saw Blade, META, MCTA, MFTA



øD	Teeth	Code No.	B	C	n	m/min	ød
300	80	90254006 ■	3.4	2.8	2500-4400	23-35	30 MFTA
450	100	90250406 ■	4.0	3.4	1600-2900	16-29	30 META
550	120	90250606	4.4	3.8	1400-2400	16-28	30 META
	100	90256066 ■	4.4	3.8	1400-2400	14-24	30 MCTA

■ Available upon request

## Milling Saw Blade, MEHAN



øD	Teeth	Code No.	B	c	n	ød
100	24	90200511	3.9	3.2	7600-13000	15.87
	30	90200551	3.9	3.2	7600-13000	15.87
115	24	9020061A	3.9	3.2	6600-11600	22.2
	30	9020063A	3.9	3.2	6600-11600	22.2

⚠ To be used manually with mini grinder. Used extensively in the boat building industry for milling, that is cleaning up, grooving of aluminum welds and cutting out welding tacks.

Saw Blades

Saw Blades



Solid Wood Along the Grain



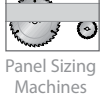
Solid Wood Across the Grain




Solid Wood Miter Joint




Particle & Laminate Board



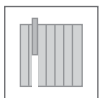
Panel Sizing Machines



Scoring Saws



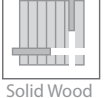
Cutting Profile & Bars




Solid Wood Along the Grain



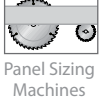
Solid Wood Across the Grain




Solid Wood Miter Joint




Particle & Laminate Board



Panel Sizing Machines



Scoring Saws



Cutting Profile & Bars

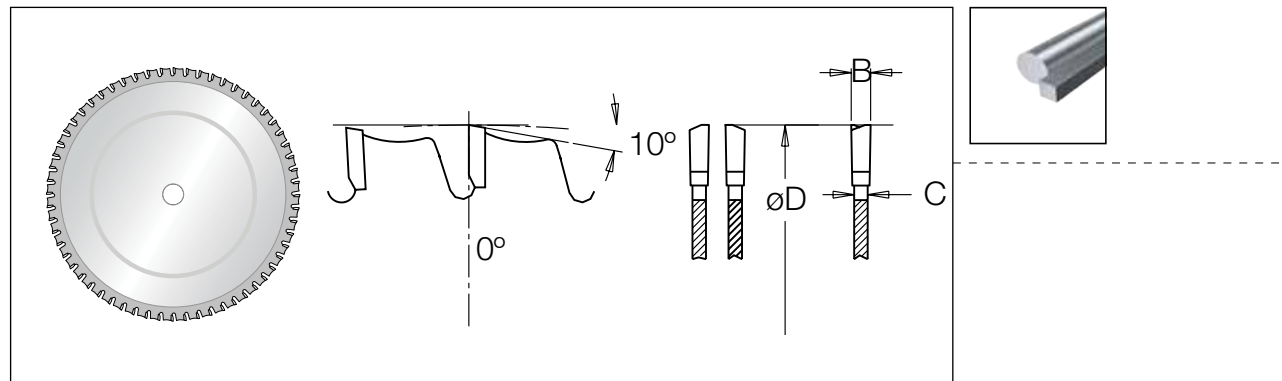
# Saw Blades

Metal

# Saw Blades

Track Saw

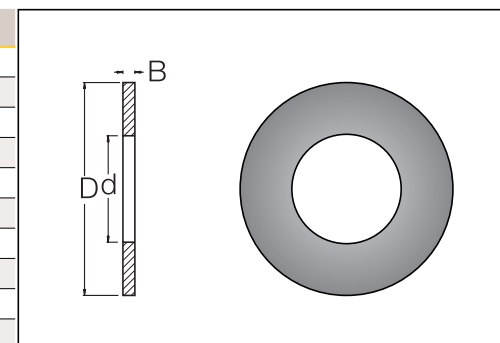
## Metal Saw Blade, MEZB,MFZB



øD	Teeth	Code No.	B	c	n. Max.	ød	
185	36	90209013	2.2	1.8	1,800	20.0	MEZB
305	60	90210005	2.2	1.8	1,800	25.4	MEZB
305	80	90210055	2.2	1.8	1,800	25.4	MFZB
355	80	90210105	2.4	2.0	1,800	25.4	MFZB

## Saw Blade Bushings

Code No.	D	d	B
1929280	19	15.9	1.8
1929125	20	12.7	1.6
1929030	20	13	1.6
1929040	20	15	1.8
1929200	20	16	1.8
1929210	22	19	1.8
1929050	22	20	1.8
1929175	25	16	1.8
1929100	25	20	1.8
1929260	25.4	16	1.8
1929170	25.4	18	1.8
1929270	25.4	19	1.8
1929145	25.4	20	1.8
1929110	30	12	1.8
1921040	30	12.7	1.8
1929080	30	15	1.8
1929160	30	15.9	1.8
1929180	30	16	1.8
1929185	30	19	1.8
1929240	30	19.05	1.8
1929090	30	20	1.8
1929230	30	22	1.8
1929120	30	25	1.8
1929220	30	25.4	1.8
1929165	32	15.9	1.8
1929290	32	16	1.8
1929250	32	20	1.8
1929130	32	25	1.8
1929150	32	25.4	1.8
1929135	32	30	1.8
1929105	35	20	1.8
1929140	35	30	1.8
1929295	38	32	1.8
1929190	40	25	1.8
1929195	40	30	1.8
1929297	40	32	1.8



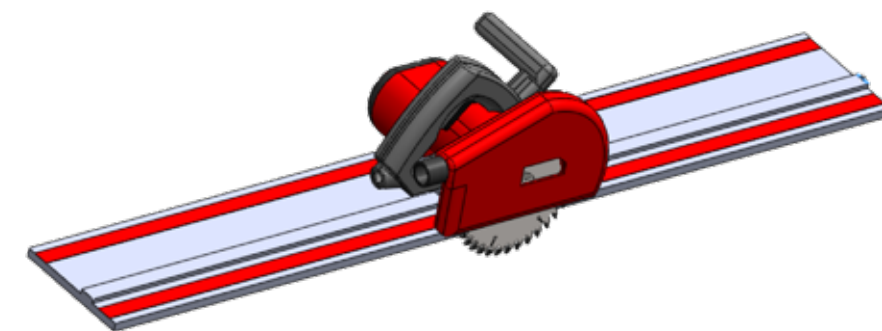
## Saw Blade for Track Saw

D	Fits	Code No.	a°	C	B	Z	to cut material	grinding	d	Pin Holes
160	165	91332433	-6°	1.6	2.2	54	Melamine	HATB	20	2/6/32
160	165	91353103	10°	1.6	2.2	48	Plywood,Chipboard	ATB	20	2/6/32
160	165	91381603	10°	1.6	2.2	40	Plastic,Croos cut	Combination	20	2/6/32
160	165	91334013	15°	1.6	2.2	24	Rip	Trapez	20	2/6/32
160	165	91322013	5°	1.6	2.2	40	Aluminum	TCG	20	2/6/32
160	165	91329103	5°	1.6	2.2	36	Steel sheets	ATB+chamfer	20	2/6/32

D	Fits	Code No.	a°	C	B	Z	to cut material	grinding	d	Pin Holes
180	190	91332453	-6°	1.8	2.4	60	Melamine	HATB	20	2/6/32
180	190	91381633	10°	1.8	2.4	45	Plastic,Croos cut	Combination	20	2/6/32
180	190	91334033	15°	1.8	2.4	27	Rip	Trapez	20	2/6/32
180	190	91322033	5°	1.8	2.4	44	Aluminum	TCG	20	2/6/32
180	190	91329133	5°	1.8	2.4	42	Steel sheets	ATB+chamfer	20	2/6/32

D	Fits	Code No.	a°	C	B	Z	to cut material	grinding	d	Pin Holes
210	216	91332476	-6°	2	2.6	66	Melamine	HATB	30	2/7/42
210	216	91353166	10°	2	2.6	60	Plywood,Chipboard	ATB	30	2/7/42
210	216	91381666	10°	2	2.6	50	Plastic,Croos cut	Combination	30	2/7/42
210	216	91334066	15°	2	2.6	33	Rip	Trapez	30	2/7/42
210	216	91322066	5°	2	2.6	52	Aluminum	TCG	30	2/7/42
210	216	91329166	5°	2	2.6	45	Steel sheets	ATB+chamfer	30	2/7/42

■ Available upon request



Saw Blades

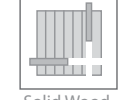
Saw Blades



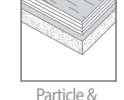
Solid Wood Along the Grain



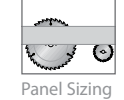
Solid Wood Across the Grain



Solid Wood Miter Joint



Particle & Laminate Board



Panel Sizing Machines



Scoring Saws



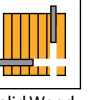
Cutting Profile & Bars



Solid Wood Along the Grain



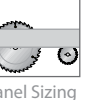
Solid Wood Across the Grain



Solid Wood Miter Joint



Particle & Laminate Board



Panel Sizing Machines



Scoring Saws



Cutting Profile & Bars





# Saw Blades

## Quick Selection Guide

# Saw Blades


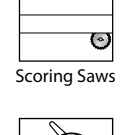
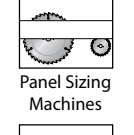

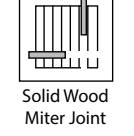
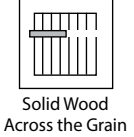

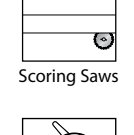
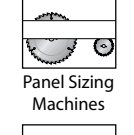
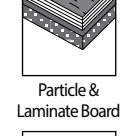
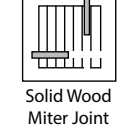
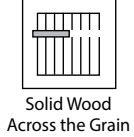
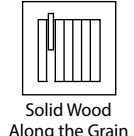
## Quick Selection Guide

Saw Blades

øD	Teeth	ød	B	c	Description	Code No.	Page
200	64	30	3	2	Trim&Size MFS D200 Z64 B3 d30	90106086	26
200	64	30	2,3	1,6	Trim&Size MFSD D200 Z64 B2.3 d30	90131556	29
200	64	30	2,8	2,2	Al.Profiles MFSAN D200 Z64 B2.8 d30	90202506	36
200	80	30	2,2	1,6	Trim&Cross MFWD D200 Z80 B2.2 d30	90131476	20
210	24	30	2,8	1,8	Trim&Cross MBW D210 Z24 B2.8 d30	90101416	21
210	33	30	2,6	2	Track MCAD D210 Z33 B2.6 d30	91334066	39
210	34	30	2,8	1,8	Trim&Cross MCW D210 Z34 B2.8 d30	90102416	21
210	45	30	2,6	2	Track MEZB D210 Z45 B2.6 d30	91329166	39
210	48	30	2,8	1,8	Trim&Cross MEW D210 Z48 B2.8 d30	90104016	24
210	50	30	2,6	2	Track MECD D210 Z50 B2.6 d30	91381666	39
210	52	30	2,6	2	Track MESAD D210 Z52 B2.6 d30	91322066	39
210	60	30	2,6	2	Track MFWD D210 Z60 B2.6 d30	91353166	39
210	64	30	2,8	1,8	Trim&Cross MFW D210 Z64 B2.8 d30	90105436	24
210	64	30	2,8	1,8	Trim&Size MFS D210 Z64 B2.8 d30	90106116	26
210	66	30	2,6	2	Track MFWDN D210 Z66 B2.6 d30	91332476	39
216	8	30	2,4		PCD F D216 Z8 B2.4 d30	2814.216.31	15
216	24	30	2,8	1,8	Trim&Cross MBW D216 Z24 B2.8 d30	90101426	21
216	48	30	2,8	1,8	Trim&Cross MEW D216 Z48 B2.8 d30	90104116	24
216	48	30	2,8	1,8	Trim&Size MES D216 Z48 B2.8 d30	90104716	26
216	60	30	2,8	1,8	Trim&Cross MFW D216 Z60 B2.8 d30	90105456	24
216	60	30	2,8	1,8	Trim&Size MFS D216 Z60 B2.8 d30	90106146	26
216	64	30	2,8	2,2	Al.Profiles MFSAN D216 Z64 B2.8 d30	90202566	36
220	24	30	3	2	Trim&Cross MBW D220 Z24 B3 d30	90101456	21
220	34	30	3	2	Trim&Cross MCW D220 Z34 B3 d30	90102436	21
220	42	30	3,2	2,2	Trim&Size MCDN D220 Z42 B3.2 d30	90110656	32
220	48	30	3	2	Trim&Cross MEW D220 Z48 B3 d30	90104036	24
220	64	30	3	2	Trim&Cross MFW D220 Z64 B3 d30	90105596	24
220	64	30	3	2	Trim&Size MFS D220 Z64 B3 d30	90106126	26
220	64	30	3	2	Trim&Size Ex DFS D220 Z64 B3 d30	95006126	27
230	24	30	3	2	Trim&Cross MBW D230 Z24 B3 d30	90101506	21
230	34	30	2,3	1,6	Trim&Cross MCWD D230 Z34 B2.3 d30	90130406	20
230	40	30	3	2	Trim&Cross MCW D230 Z40 B3 d30	90102506	21
230	40	30	3,2	2,2	MutiIP MEC D230 Z40 B3.2 d30	90800206	28
230	48	30	3	2	Trim&Cross MEW D230 Z48 B3 d30	90102556	24
230	60	30	3	2	Trim&Cross MEW D230 Z60 B3 d30	90105606	24
230	60	30	3	2	Trim&Size MES D230 Z60 B3 d30	90106096	26
230	60	30	2,8	2,2	Al.Profiles MESAN D230 Z60 B2.8 d30	90202606	36
235	60	30	2,8	2,2	Al.Profiles MFSAN D235 Z60 B2.8 d30	90202636	36
240	64	30	3	2	Trim&Size MES D240 Z64 B3 d30	90106186	26
250	6	30	2,4		PCD F D250 Z6 B2.4 d30	2814.250.30	15
250	12	30	2,4		PCD F D250 Z12 B2.4 d30	2814.250.31	15
250	20	30	3,2	2,2	Rip MAF D250 Z20 B3.2 d30	90100306	17
250	20	30	3,2	2,2	Rip MAFG D250 Z20 B3.2 d30	90100906	18
250	24	30	3,2	2,2	Rip MAF D250 Z24 B3.2 d30	90100406	17
250	24	30	3,2	2,2	Rip MAFG D250 Z24 B3.2 d30	90100956	18
250	24	30	3,4	2,4	Cross Cut MAWO D250 Z24 B3.4 d30	90801106	19
250	30	30	3,2	2,2	Trim&Cross MBW D250 Z30 B3.2 d30	90101606	21
250	40	30	2,3	1,6	Trim&Cross MCWD D250 Z40 B2.3 d30	90130506	20
250	40	30	3,2	2,2	Trim&Cross MCW D250 Z40 B3.2 d30	90102606	21
250	40	30	3,2	2,2	Trim&Size MCS D250 Z40 B3.2 d30	90104756	26
250	42	30	3,4	2,4	Cross Cut MCWO D250 Z42 B3.4 d30	90801206	19
250	48	30	3,2	2,2	Trim&Cross MCW D250 Z48 B3.2 d30	90102636	21
250	50	30	3,4	2,4	MutiIP MEC D250 Z50 B3.4 d30	90800406	28
250	60	30	3,2		PCD TF D250 Z60 B3.2 d30	2715.251.30	14
250	60	30	3,2	2,2	Trim&Cross MEW D250 Z60 B3.2 d30	90104106	24
250	60	30	3,2	2,2	Trim&Size Ex DEW D250 Z60 B3.2 d30	95004106	25
250	60	30	3,2	2,2	Trim&Size MES D250 Z60 B3.2 d30	90104806	26
250	60	30	3,2	2,6	Al.Profiles MESAN D250 Z60 B3.2 d30	90200806	36

øD	Teeth	ød	B	c	Description	Code No.	Page
250	72	30	3,2	2,4	Trim&Size MFSO D250 Z72 B3.2 d30	90141656	29
250	80	30	2,3	1,6	Trim&Cross MEWD D250 Z80 B2.3 d30	90131606	20
250	80	30	3,4	2,6	Trim&Size MFWTN D250 Z80 B3.4 d30	90302706	25
250	80	30	3,4	2,6	Trim&Size DFWTN D250 Z80 B3.4 d30	95302706	25
250	80	30	2,3	1,6	Trim&Size MFSD D250 Z80 B2.3 d30	90131756	29
250	80	30	2,5	1,8	Pl.Trim&Size MFUP D250 Z80 B2.5 d30	90107036	35
250	80	30	3,2	2,6	Al.Profiles MFSAN D250 Z80 B3.2 d30	90202706	36
250	100	30	2,3	1,6	Trim&Cross MFWD D250 Z100 B2.3 d30	90131676	20
250	100	30	2,3	1,6	Trim&Size MFSD D250 Z100 B2.3 d30	90131776	29
250	100	30	3,2	2,6	Al.Profiles MFSAN D250 Z100 B3.2 d30	90202756	36
250	18+2	30	3,2	2,2	MRip MAFM D250 Z18+2 B3.2 d30	90400106	19
250	18+2	70	3,2	2,2	MRip MAFM D250 Z18+2 B3.2 d70	90400100	19
250	80	30	3,2	2,2	DTOPX Prem. TCG Laser D250 Z80 B3.2 d30	95006506	23
250	80	30	3,2	2,2	DTOPX Prem. TCG HP Print D250 Z80 B3.2 d30	95006506A	23
250	80	30	3,2	2,2	DTOPX Prem. TCG Bronze D250 Z80 B3.2 d30	95006506B	23
250	80	30	3,2	2,2	DTOPX Prem. ATB Laser D250 Z80 B3.2 d30	95006516	23
250	80	30	3,2	2,2	DTOPX Prem. ATB HP Print D250 Z80 B3.2 d30 d30	95006516A	23
250	80	30	3,2	2,2	DTOPX Prem. ATB Bronze D250 Z80 B3.2 d30	95006516B	23
250	80	30	3,2	2,2	DTOPX Clas. TCG Laser D250 Z80 B3.2 d30	95006606	23
250	80	30	3,2	2,2	DTOPX Clas. ATB Laser D250 Z80 B3.2 d30	95006706	23
253	48	30	3,2	2,2	Trim&Size MCD D253 Z48 B3.2 d30	90110106	32
253	48	30	3,2	2,2	Trim&Size MCDN D253 Z48 B3.2 d30	90110136	32
275	72	32	3,2	2,6	Al.Profiles MESAN D275 Z72 B3.2 d32	90200857	36
300	96	30	3,2	2,2	DTOPX Clas. TCG Laser D300 Z96 B3.2 d30	95006236	23
300	96	30	3,2	2,2	DTOPX Clas. TCG HP Print D300 Z96 B3.2	95006236A	23
300	96	30	3,2	2,2	DTOPX Clas. ATB Laser D300 Z96 B3.2 d30	95005826	23
300	96	30	3,2	2,2	DTOPX Clas. ATB HP Print D300 Z96 B3.2 d30	95005826A	23
300	96	30	3,2	2,2	DTOPX Prem. TCG Laser D300 Z96 B3.2 d30	95006276	23
300	96	30	3,2	2,2	DTOPX Prem. TCG HP Print D300 Z96 B3.2	95006276A	23
300	96	30	3,2	2,2	DTOPX Prem. TCG Bronze D300 Z96 B3.2 d30	95006276B	23
300	96	30	3,2	2,2	DTOPX Prem. ATB Laser D300 Z96 B3.2 d30	95005846	23
300	96	30	3,2	2,2	DTOPX Prem. ATB HP Print D300 Z96 B3.2	95005846A	23
300	96	30	3,2	2,2	DTOPX Prem. ATB Bronze D300 Z96 B3.2 d30	95005846B	23
300	24	30	3,2	2,2	Rip MAF D300 Z24 B3.2 d30	90100506	17
300	24	30	4,4	2,8	Rip MAF D300 Z24 B4.4 d30	90120306	17
300	24	30	3,2	2,2	Rip MAFG D300 Z24 B3.2 d30	90101006	18
300	24	70	3,2	2,2	Rip MAF D300 Z24 B3.2 d70	90100500	17
300	24	70	3,2	2,2	Rip MAFG D300 Z24 B3.2 d70	90101000	18
300	28	30	3,2	2,2	Rip MAFG D300 Z28 B3.2 d30	90101046	18
300	28	70	3,2	2,2	Rip MAFG D300 Z28 B3.2 d70	90101040	18
300	30	30	3,2	2,2	Rip MAF D300 Z30 B3.2 d30	90100606	17
300	36	30	3,8	2,8	Cross Cut MBWO D300 Z36 B3.8 d30	90801306	19
300	36	30	3,2	2,2	Trim&Cross MBW D300 Z36 B3.2 d30	90101706	21
300	48	30	2,3	1,6	Trim&Cross MCWD D300 Z48 B2.3 d30	90130606	20
300	48	30	3,2	2,2	Trim&Cross MCW D300 Z48 B3.2 d30	90102706	21
300	48	50	4,4 - 5.3	3,2	Scoring DVK D300 Z48 B4.4-5.3 d50	9560280N	34
300	60	30	3,2		PCD TF D300 Z60 B3.2 d30	2715.301.31	14
300	60	30	3,2	2,2	Trim&Cross MEW D300 Z60 B3.2 d30	90104206	24
300	60	30	3,2	2,2	Trim&Size MES D300 Z60 B3.2 d30	90104856	26
300	60	30	3,8	2,8	MutiIP MEC D300 Z60 B3.8 d30	90800506	28
300	72	30	3,2		PCD TF D300 Z72 B3.2 d30	2715.301.30	14
300	72	30	3,2	2,2	Trim&Cross MEW D300 Z72 B3.2 d30	90104306	24
300	72	30	3,2	2,2	Trim&Size Ex DEW D300 Z72 B3.2 d30	95004306	25
300	72	30	3,2	2,2	Trim&Size MES D300 Z72 B3.2 d30	90104906	26
300	72	30	3,2	2,2	Trim&Size Ex DES D300 Z72 B3.2 d30	95004906	27
300	72	30	3,2	2,6	Al.Profiles MESAN D300 Z72 B3.2 d30	90200906	36
300	80	30	3,4	2,8	Al.Bars MFTA D300 Z80 B3.4 d30	90254006	37
300	84	30	3,2	2,4	Trim&Size MFSO D300 Z84 B3.2 d30	90141756	29

Saw Blades





# Saw Blades

## Quick Selection Guide

# Saw Blades

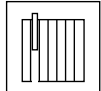
## Quick Selection Guide

Saw Blades

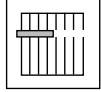
∅D	Teeth	∅d	B	c	Description	Code No.	Page
300	96	30	3,2		PCD TF D300 Z96 B3.2 d30	2715.303.30	14
300	96	30	2,3	1,6	Trim&Cross MFWD D300 Z96 B2.3 d30	90131706	20
300	96	30	3,4	2,6	Trim&Size MFWTN D300 Z96 B3.4 d30	90302806	25
300	96	30	3,2	2,2	Trim&Size BST BFS D300 Z96 B3.2 d30	97006206	27
300	96	30	2,3	1,6	Trim&Size MFSD D300 Z96 B2.3 d30	90131856	29
300	96	30	3,3	2,6	PI.Trim&Size MFUP D300 Z96 B3.3 d30	90107066	35
300	96	30	3,2	2,6	Al.Profiles MFSAN D300 Z96 B3.2 d30	90202806	36
300	100	30	3	2,2	Trim&Cross DFCC D300 Z100 B3 d30	96035306	20
300	20+2+2	30	3,2	2,2	Rip MAFGM D300 Z20+2+2 B3.2 d30	90400356	18
300	20+2+2	30	3,2	2,2	MRip MAFM D300 Z20+2+2 B3.2 d30	90400306	19
300	20+2+2	70	3,2	2,2	MRip MAFM D300 Z20+2+2 B3.2 d70	90400300	19
303	60	30	3,3	2,4	Trim&Size MED D303 Z60 B3.3 d30	90110256	32
303	60	30	3,2	2,2	Trim&Size MEDN D303 Z60 B3.2 d30	90110856	32
305	60	25,4	2,2	1,8	Metal MWZB D305 Z60 B2.2 d25.4	90210005	38
305	80	25,4	2,2	1,8	Metal MFZB D305 Z80 B2.2 d25.4	90210055	38
330	80	32	3,2	2,6	Al.Profiles MESAN D330 Z80 B3.2 d32	90200957	36
330	102	32	3,2	2,6	Al.Profiles MFSAN D330 Z102 B3.2 d32	90202857	36
350	28	30	3,5	2,5	Rip MAF D350 Z28 B3.5 d30	90100706	17
350	28	30	4,4	2,8	Rip MAFT D350 Z28 B4.4 d30	90120506	17
350	28	30	3,5	2,5	Rip MAFG D350 Z28 B3.5 d30	90101106	18
350	32	30	3,5	2,5	Rip MAFG D350 Z32 B3.5 d30	90101136	18
350	36	30	3,5	2,5	Trim&Cross MBW D350 Z36 B3.5 d30	90101796	21
350	42	30	4,2	2,8	Cross Cut MBWO D350 Z42 B4.2 d30	90801506	19
350	42	30	3,5	2,5	Trim&Cross MBW D350 Z42 B3.5 d30	90101806	21
350	54	30	2,3	1,6	Trim&Cross MCWD D350 Z54 B2.3 d30	90130706	20
350	54	30	3,5	2,5	Trim&Cross MCW D350 Z54 B3.5 d30	90102806	21
350	54	30	3,5	2,5	Trim&Size MCS D350 Z54 B3.5 d30	90102856	26
350	70	30	3,8	2,8	MutiIP MEC D350 Z70 B3.8 d30	90800606	28
350	72	30	3,5	2,5	Trim&Cross MEW D350 Z72 B3.5 d30	90104406	24
350	72	30	3,5	2,5	Trim&Size Ex DEW D350 Z72 B3.5 d30	95004406	25
350	72	30	3,5	2,5	Trim&Size MES D350 Z72 B3.5 d30	90104956	26
350	72	30	3,5	2,5	Trim&Size Ex DES D350 Z72 B3.5 d30	95004956	27
350	72	30	3,2	2,2	Trim&Size MED D350 Z72 B3.2 d30	90110306	32
350	84	30	3,5		PCD TF D350 Z84 B3.5 d30	2715.350.30	14
350	84	30	3,5	2,5	Trim&Cross MEW D350 Z84 B3.5 d30	90104506	24
350	84	30	3,5	2,5	Trim&Size Ex DEW D350 Z84 B3.5 d30	95004506	25
350	84	30	3,5	2,5	Trim&Size MES D350 Z84 B3.5 d30	90105006	26
350	84	30	3,5	2,5	Trim&Size Ex DES D350 Z84 B3.5 d30	95005006	27
350	84	30	3,5	2,5	Trim&Size BST BES D350 Z84 B3.5 d30	97005006	27
350	84	30	3,2	2,6	Al.Profiles MESAN D350 Z84 B3.2 d30	90201006	36
350	96	30	3,3	2,5	Trim&Size MFSO D350 Z96 B3.3 d30	90141856	29
350	108	30	3,5		PCD TF D350 Z108 B3.5 d30	2715.351.30	14
350	108	30	2,3	1,6	Trim&Cross MFWD D350 Z108 B2.3 d30	90131806	20
350	108	30	3,5	2,5	Trim&Cross MFW D350 Z108 B3.5 d30	90105906	24
350	108	30	3,4	2,6	Trim&Size MFWTN D350 Z108 B3.4 d30	90302906	25
350	108	30	3,5	2,5	Trim&Size Ex DFW D350 Z108 B3.5 d30	95005906	25
350	108	30	3,5	2,5	Trim&Size MFS D350 Z108 B3.5 d30	90106306	26
350	108	30	3,5	2,5	Trim&Size Ex DFS D350 Z108 B3.5 d30	95006306	27
350	108	30	3,7	3	PI.Trim&Size MFUP D350 Z108 B3.7 d30	90107096	35
350	108	30	3,2	2,6	Al.Profiles MFSAN D350 Z108 B3.2 d30	90202906	36
350	110	30	3,4	2,5	DTOP DTOP D350 Z110 B3.4 d30	95406356	28
350	24+2+2	30	3,5	2,5	Rip MAFGM D350 Z24+2+2 B3.5 d30	90400556	18
350	24+2+2	30	3,5	2,5	MRip MAFM D350 Z24+2+2 B3.5 d30	90400506	19
350	24+2+2	70	3,5	2,5	MRip MAFM D350 Z24+2+2 B3.5 d70	90400500	19
355	80	25,4	2,4	2	Metal MFZB D355 Z80 B2.4 d25.4	90210105	38
380	48	30	2,7	2	Trim&Cross MCWD D380 Z48 B2.7 d30	90130806	20
380	100	30	2,7	2	Trim&Cross MFWD D380 Z100 B2.7 d30	90131906	20
380	100	30	2,8	2,2	Al.Profiles MESAN D380 Z100 B2.8 d30	90202956	36

∅D	Teeth	∅d	B	c	Description	Code No.	Page
400	18	30	3,5	2,5	Rip MAFG D400 Z18 B3.5 d30	90101146	18
400	28	30	3,5	2,5	Rip MAFG D400 Z28 B3.5 d30	90101156	18
400	32	30	3,5	2,5	Rip MAF D400 Z32 B3.5 d30	90100806	17
400	32	30	4	3	Rip MAFT D400 Z32 B4 d30	90121106	17
400	32	30	4,4	3	Rip MAFT D400 Z32 B4.4 d30	90120906	17
400	48	30	4,2	3	Cross Cut MBWO D400 Z48 B4.2 d30	90801706	19
400	48	30	3,5	2,5	Trim&Cross MBW D400 Z48 B3.5 d30	90101906	21
400	60	30	3,5	2,5	Trim&Cross MCW D400 Z60 B3.5 d30	90102906	21
400	80	30	4	3	MutiIP MEC D400 Z80 B4 d30	90800706	28
400	96	30	3,5	2,5	Trim&Cross MEW D400 Z96 B3.5 d30	90104606	24
400	96	30	3,5	2,5	Trim&Size MES D400 Z96 B3.5 d30	90105106	26
400	96	30	3,8	3,2	Al.Profiles MESAN D400 Z96 B3.8 d30	90201106	36
400	108	30	3,3	2,5	Trim&Size MFSO D400 Z108 B3.3 d30	90141956	29
400	120	30	3,5	2,5	Trim&Cross MFW D400 Z120 B3.5 d30	90106006	24
400	120	30	4	3,2	Trim&Size MFWTN D400 Z120 B4 d30	90303006	25
400	120	30	3,5	2,5	Trim&Size MFS D400 Z120 B3.5 d30	90106406	26
400	120	30	3,8	3,2	Al.Profiles MFSAN D400 Z120 B3.8 d30	90203006	36
420	96	30	4	3,4	Al.Profiles MESAN D420 Z96 B4 d30	90203406	36
450	32	30	4	2,8	Rip MAF D450 Z32 B4 d30	90100846	17
450	40	30	4	2,8	Rip MAFG D450 Z40 B4 d30	90101166	18
450	54	30	4	2,8	Trim&Cross MBW D450 Z54 B4 d30	90102006	21
450	66	30	4	2,8	Trim&Cross MCW D450 Z66 B4 d30	90103006	21
450	100	30	4	3,4	Al.Bars META D450 Z100 B4 d30	90250406	37
450	108	30	4	2,8	Trim&Cross MEW D450 Z108 B4 d30	90104626	24
450	108	30	4	2,8	Trim&Size MES D450 Z108 B4 d30	90105156	26
450	108	30	4	3,4	Al.Profiles MESAN D450 Z108 B4 d30	90204006	36
450	120	30	4	3,4	Al.Profiles MFSAN D450 Z120 B4 d30	90204106	36
450	132	30	4	2,8	Trim&Cross MFW D450 Z132 B4 d30	90106036	24
500	36	30	4,4	3	Rip MAF D500 Z36 B4.4 d30	90100856	17
500	44	30	4,4	3	Rip MAFG D500 Z44 B4.4 d30	90101186	18
500	60	30	4,4	3	Trim&Cross MBW D500 Z60 B4.4 d30	90102056	21
500	72	30	4,4	3	Trim&Cross MCW D500 Z72 B4.4 d30	90103206	21
500	120	30	4,4	3	Trim&Cross MEW D500 Z120 B4.4 d30	90104636	24
500	120	30	4,4	3,8	Al.Profiles MESAN D500 Z120 B4.4 d30	90204206	36
550	100	30	4,4	3,8	Al.Bars MCTA D550 Z100 B4.4 d30	90256066	37
550	120	30	4,4	3,8	Al.Bars META D550 Z120 B4.4 d30	90250606	37

Saw Blades




Solid Wood Along the Grain



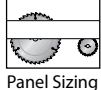
Solid Wood Across the Grain




Solid Wood Miter Joint



Particle & Laminate Board



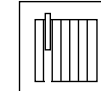
Panel Sizing Machines



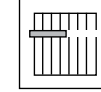
Scoring Saws



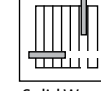
Cutting Profile & Bars



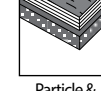
Solid Wood Along the Grain



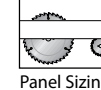
Solid Wood Across the Grain




Solid Wood Miter Joint



Particle & Laminate Board



Panel Sizing Machines



Scoring Saws



Cutting Profile & Bars



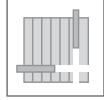
Lined writing area for technical notes on page 46.



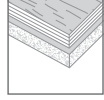
Solid Wood  
Along the Grain



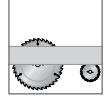
Solid Wood  
Across the Grain



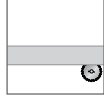
Solid Wood  
Miter Joint



Particle &  
Laminate Board



Panel Sizing  
Machines



Scoring Saws

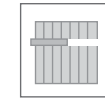


Cutting Profile  
& Bars

Lined writing area for technical notes on page 47.



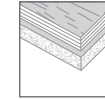
Solid Wood  
Along the Grain



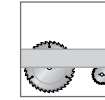
Solid Wood  
Across the Grain



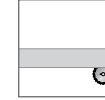
Solid Wood  
Miter Joint



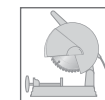
Particle &  
Laminate Board



Panel Sizing  
Machines



Scoring Saws

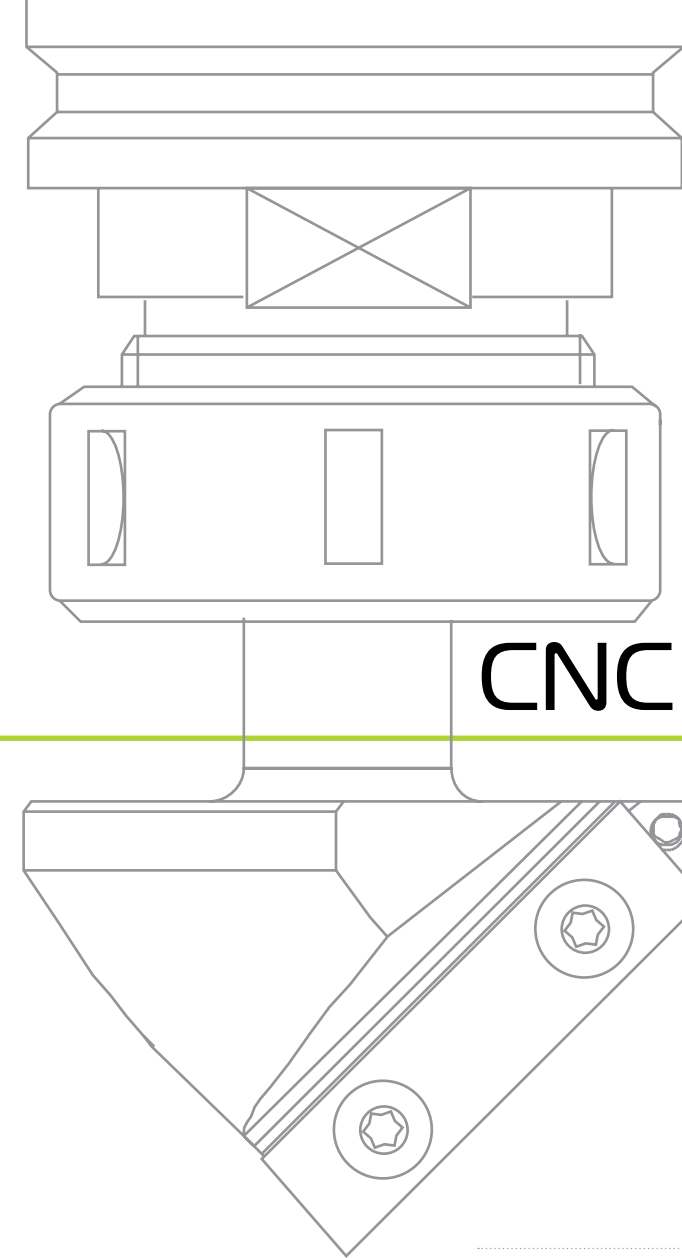


Cutting Profile  
& Bars


For decades, Dimar has been at the forefront of growing industry demands for top-quality CNC cutting tools for wood, man-made board, plastics and advanced materials. Fully automated precision machinery, dedicated quality control equipment and the use of only the highest quality raw materials, has allowed Dimar to offer a world-class selection of superior cutting tool options for CNC operations; from the basic to the most advanced. Our technical know-how and ongoing research and development has resulted in the continuous introduction of new and innovative solutions.

### Featured New Tools for CNC Applications

- **Rocket 1.0- The Ultimate Straight Router Bit for Nesting CNC Operations:** Unique design for superior performance and state-of-the-art cutting results. Outstanding feed rate, Small Diameter Cut for ultimate material utilization and Significant dust load reduction. For Laminated and Pre-Laminated boards
- **Spoilboard Surfacing Router:** Three family groups available for planing, solid wood and man-made board, and spoilboard surfacing operations.
- **Round Over Point Cutter:** Adaptable design features replaceable knives and same tool height with different radii. For MDF door frame and carving on CNC machines.
- **Small Adjustable Chamfer Cutter:** Designed for smaller CNC machines working in smaller sizes in all types of wood.
- **Diamond Tools (PCD):** A selection of quality PCD tools for CNC operations. High durability, long-life cutting quality and reliability. on man-made wood board, plastic, solid surfaces, hard and soft wood.



# CNC INDEX

Illustrated Visual Index	50 - 51
Technical Information	52 - 55
 Diamond (PCD) tool <b>NEW</b>	56 - 62
Grooving & Sizing	63 - 83
<b>DnamicX2</b> <b>NEW</b>	63
Rocket 1.0 <b>NEW</b>	64
Profiling & Chamfering	84 - 93
Door Frame & Panel <b>NEW</b>	94 - 115
CNC Kit	94
Jointing & Rebating	116
Carving	117 - 121
Clamping Systems & Adapters	122 - 123



Grooving & Sizing



Profiling & Chamfering



Door Frame & Panel



Jointing & Rebating



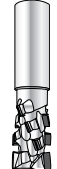

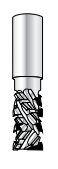





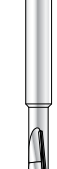


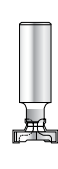
Carving



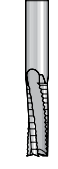



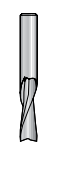






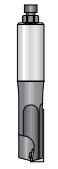


Clamping Systems & Adapters

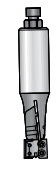
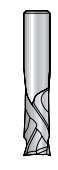


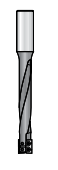
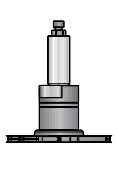
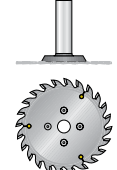


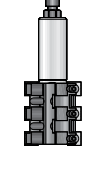

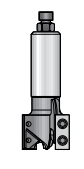
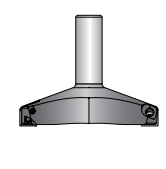
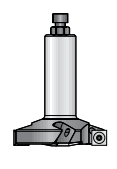
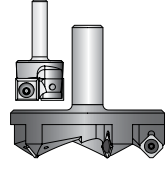
 <b>NEW</b>	 <b>NEW</b>	 <b>NEW</b>	 <b>NEW</b>	 <b>NEW</b>	 <b>NEW</b>
PCD - Eco Z1+1	PCD - Eco Z1+2	PCD -Z2+1 Superior	PCD - Z3+1 Helical	PCD - 45° 4 Wings	PCD - 54° 4 Wings
56	57	57	58	58	59

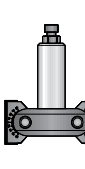
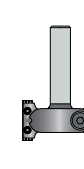
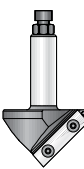



 <b>NEW</b>	 <b>NEW</b>	 <b>NEW</b>	 <b>NEW</b>	 <b>NEW</b>	 <b>NEW</b>
PCD - Nesting Heavy Steel - 2+1 Wings	PCD - Nesting Heavy Steel 3+3+1 Wings	PCD - Grooving Router Cutter Z1	PCD - Grooving Router Cutter Z2	PCD - Grooving Positive & Negative Z1+1	PCD - T-Slot Cutters for Aluminum Profile Grooving
59	60	60	61	61	62




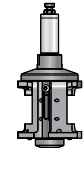
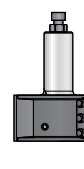


 <b>NEW</b>	 <b>NEW</b>					
<b>Dnamic X2</b>	<b>Rocket 1</b>	Solid Carbide Roughing Spiral Three Flute	Solid Carbide Roughing Spiral Multi Flutes	Multiple Cutting Edge Up & Down Shear Router Cutter	Solid Carbide Straight Router Cutter Double Flute	Solid Carbide Double Flute Spiral
63	64-65	66	66	67	67	68

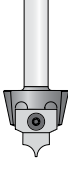
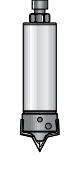
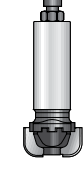

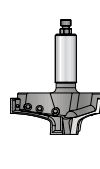
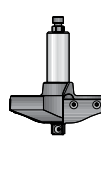
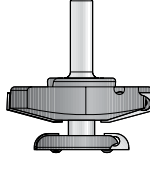
						
Solid Carbide Double Flute Spiral - for Solid Wood	Solid Carbide Double Flute Spiral - 8mm Shank	Solid Carbide Spiral Three Flute	Straight Router Cutter	Straight Router Cutter with Plunge Center Tip	Insert straight single flute router Cutter	Solid Carbide Up & Down Spiral Single Flute-for Solid Wood
68	69	69	70	71	72	72

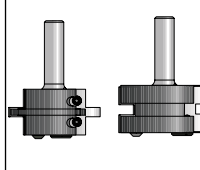
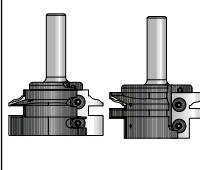
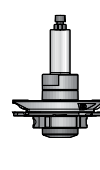

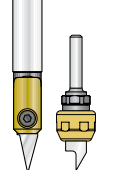
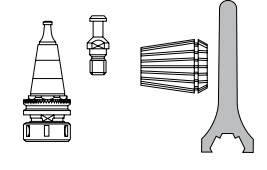
						
Straight Up & Down Shear Router Cutter	Solid Carbide Up & Down Spiral Double Flute	3 Flute Compression Spiral for Nesting Operations	Spiral Cutter for Lock Case	Router Cutter for Lock Case	Adjustable Grooving 4-15.5 mm Cutter	Saw blades for Cutting & Grooving
73	73	74	75	75	76	77



			 <b>NEW</b>		 <b>NEW</b>
Rough Rebating Router Cutter	Straight Rebater Router Cutter with Scorers	Straight Router Cutter with Scorers	Planing & Rebating Router Cutter	Planing & Rebating Router Cutter z2+z2	Planing & Rebating Router Cutter
78	79	80	81	82	83

	 <b>NEW</b>				 <b>NEW</b>
Adjustable Bevel Router Cutter	Adjustable Bevel Router Cutter	V - Groove Router Cutter	Solid Carbide Grooving & Engraving	Grooving & Engraving Router Cutter	Spiral Taper Ballnose For Plastic , MDF & Non ferrous metals.
84	85	86-87	88	88	88

	 <b>NEW</b>				 <b>NEW</b>	
Solid Carbide Radius Grooving	Ball Nose End Mill	Ball Groovers Router Cutter	Rounding & Chamfering Router Cutter Set	Multi Profile Router Cutter	CNC Kit	Multi Face Profile Router Cutter
89	89	90	91	92-93	94	95-99

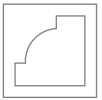
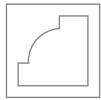
 <b>NEW</b>						
Round Over Point Cutting	Multi-Face Profile Router Cutter	Multi-Edge Profile Router cutter	Multi Purpose Profile Router Cutter	Multi Frame Profile Router Cutter	Multi Profile Raised Panel Router Cutter	Raised Panel Router Cutter
100	101	102	103	104	105-106	107-109

				 <b>NEW</b>	
Tongue & Groove Router Cutter Set	Tongue & Groove Classic Router Cutter Set	Counter - Profile CNC Router Set	Finger Joint Router Cutter	Multiple Cutting EdgeUp & Down Shear Router Cutter	Tool holder for CNC machine
110	111-112	113-115	116	117-121	122-123



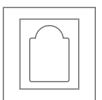
Grooving & Sizing

Grooving & Sizing



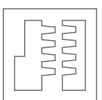
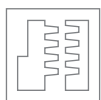
Profiling & Chamfering

Profiling & Chamfering



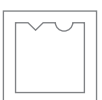
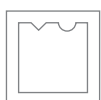
Door Frame & Panel

Door Frame & Panel



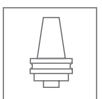
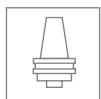
Joining & Rebating

Joining & Rebating



Carving

Carving



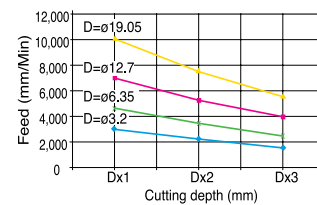
Clamping Systems & Adapters

Clamping Systems & Adapters

Convenient feed rate charts are provided to assist you in selecting the right spiral family tool group best suited for working with different types of wood and laminate materials.

Values provided in the charts are recommendations only. Many external factors can influence the cutting process, including inconsistencies in the wood; wood fiber direction, wood type, wood humidity and also clamping stiffness, machine stiffness, etc. Each of these variables, alone or combined, can affect cutting conditions.

For any new application, it is recommended to increase feed rate gradually, checking the cutting quality as you go. If acceptable, continue to increase the feed rate to recommended values. Please note, the larger the chip-per-tip (high feed rate), the tool life will be increased.



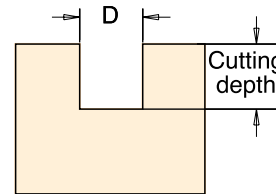
### How to use the feed rate charts.

Each chart relates to a particular tool family for use with a different type of wood or material. Each line relates to the cutting diameter of the tool. If you cannot find the exact diameter you require, please approximate the value within the existing lines. Chart values are based on a rotation speed of 18,000 RPM. Changing the rotation speed will influence the feed rate proportionally. For example, if the tool rotates at 12,000 RPM you will need to decrease the feed rate by 12,000/18,000. Values attributed to cutting depth or wood thickness relate to cutting diameter. For example, if the cutting diameter is 10 mm and wood thickness is 20 mm, cutting depth is 2xD.

R.P.M. = 18,000

### Step-by-step

1. Select the correct chart according to the tool family and wood type.
2. Locate the desired line on the chart according to diameter size.
3. Evaluate your wood thickness according to the cutting diameter i.e. 1xD or 2xD, 1.5x D etc.
4. Find the correct feed rate according to the wood thickness on the chart.

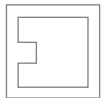




### Selecting The Right Tool Family

	Routing Spiral Z=3	Up Shear & Down Shear Z=2	Up Shear & Down Shear Z=2 Solid Wood	Up Shear & Down Shear Z=3	Compression Z=1 Solid	Compression Z=2	Compression Z=3
	✓✓✓ Excellent	✓✓✓ Excellent	✗ Not Recommended	✓✓✓ Excellent	✗ Not Recommended	✓✓ Good	✓✓ Good
	✓ Fair	✓✓ Good	✗ Not Recommended	✓✓✓ Excellent	✗ Not Recommended	✓✓✓ Excellent	✓✓✓ Excellent
	✓✓✓ Excellent	✓ Fair	✓✓✓ Excellent	✓✓ Good	✓✓✓ Excellent	✓✓ Good	✓✓ Good
	✓✓✓ Excellent	✓✓ Good	✓✓✓ Excellent	✓✓ Good	✓✓✓ Excellent	✓ Fair	✓ Fair

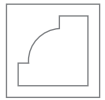
	Routing Spiral Z=3	Up Shear & Down Shear Z=2





Grooving & Sizing

Grooving & Sizing



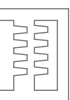
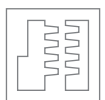
Profiling & Chamfering

Profiling & Chamfering



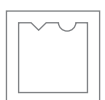
Door Frame & Panel

Door Frame & Panel




Joining & Rebating

Joining & Rebating



Carving

Carving



Clamping Systems & Adapters

Clamping Systems & Adapters

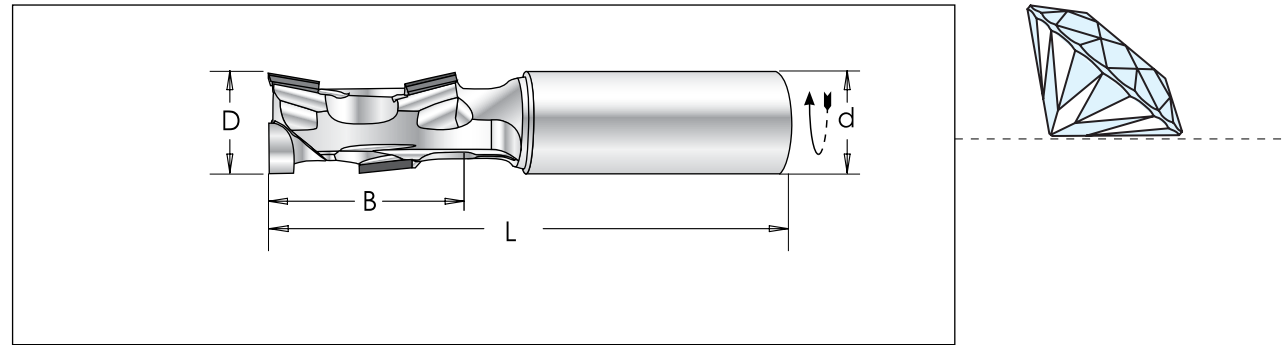


## PCD - Eco Z1+1

**NEW**

**Properties:** Economical diamond router. Diamond height H=2.5 mm. 3 helicoidal wings, positive and negative cutters. Can be resharpened up to 2-3 times.

**Application:** Suitable for panels made of chipboard, coated, laminated and MDF.



øD	Code No.		B	Tips	Plunge	L	ød	n	m/min.
	RH	LH							
8	6830.008.20	6830.108.20	20	2	HW	65	10	18,000-24,000	2-3
10	6830.010.27	6830.110.27	27	3	HW	75	10	18,000-24,000	2-3
12	6830.012.25	6830.112.25	25	3	HW	75	12	18,000-24,000	2-3
	6830.012.35	6830.112.35	35	4	HW	80	12	18,000-24,000	2-3
16	6830.016.27	6830.116.27	27	3	HW	85	16	18,000-24,000	2-3
	6830.216.27	6830.316.27	27	3	HW	85	20	18,000-24,000	2-3
	6830.016.34	6830.116.34	34	4	HW	95	16	18,000-24,000	2-3
	6830.216.34	6830.316.34	34	4	HW	95	20	18,000-24,000	2-3
18	6830.016.43	6830.116.43	43	5	HW	105	16	18,000-24,000	2-3
	6830.216.43	6830.316.43	43	5	HW	105	20	18,000-24,000	2-3
	6830.018.25	6830.118.25	25	3	HW	95	16	18,000-24,000	2-3
	6830.218.25	6830.318.25	25	3	HW	95	20	18,000-24,000	2-3
20	6830.418.34	6830.518.34	34	4	HW	95	18	18,000-24,000	2-3
	6830.218.34	6830.318.34	34	4	HW	95	20	18,000-24,000	2-3
	6830.418.43	6830.518.43	43	5	HW	105	18	18,000-24,000	2-3
	6830.218.43	6830.318.43	43	5	HW	105	20	18,000-24,000	2-3
20	6830.220.25	6830.320.25	25	3	HW	95	20	18,000-24,000	2-3
	6830.220.34	6830.320.34	34	4	HW	95	20	18,000-24,000	2-3
	6830.220.43	6830.320.43	43	5	HW	105	20	18,000-24,000	2-3
	6830.220.52	6830.320.52	52	6	HW	110	20	18,000-24,000	2-3
	6830.220.58	6830.320.58	58	7	HW	120	20	18,000-24,000	2-3

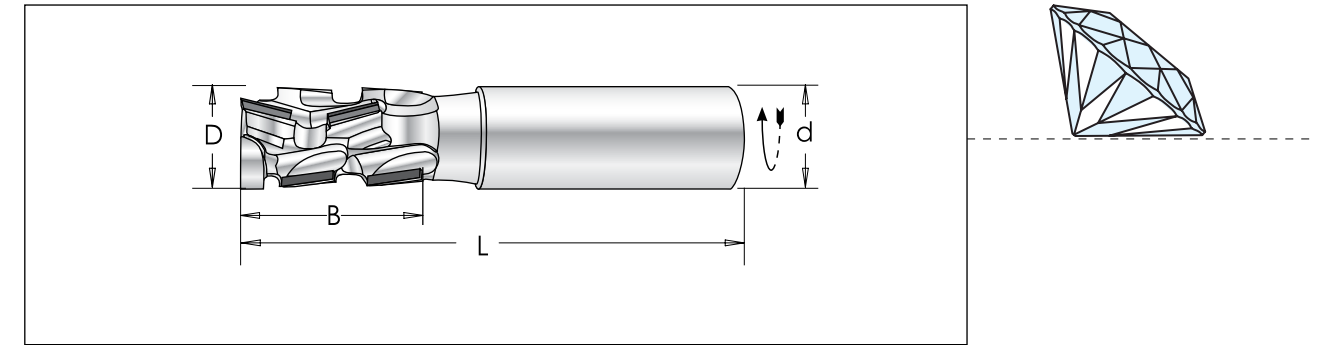
■ Available upon request

## PCD - Eco Z2+1

**NEW**

**Properties:** Economical diamond router. Diamond height H=2.5 mm. 4 wings, 2 cutters engaged on all cutting points, positive and negative cutters. Can be resharpened up to 2-3 times.

**Application:** Suitable for panels made of chipboard, coated, laminated and MDF. Good finishing, good feed rate and low noise.



øD	Code No.		B	Tips	Plunge	L	ød	n	m/min.
	RH	LH							
12	6832.012.25	6832.112.25	25	6	HW	75	12	18,000-24,000	6-7
16	6832.016.25	6832.116.25	25	6	HW	85	16	18,000-24,000	6-7
	6832.016.34	6832.116.34	34	8	HW	94	16	18,000-24,000	6-7
18	6832.218.25	6832.318.25	25	6	HW	85	20	18,000-24,000	6-7
	6832.218.34	6832.318.34	34	8	HW	94	20	18,000-24,000	6-7
	6832.218.43	6832.318.43	43	10	HW	103	20	18,000-24,000	6-7
	6832.220.25	6832.320.25	25	6	HW	85	20	18,000-24,000	6-7
20	6832.220.32	6832.320.32	34	8	HW	94	20	18,000-24,000	6-7
	6832.220.42	6832.320.42	43	10	HW	103	20	18,000-24,000	6-7
	6832.220.51	6832.320.51	52	12	HW	112	20	18,000-24,000	6-7
	6832.220.61	6832.320.61	61	14	HW	121	20	18,000-24,000	6-7

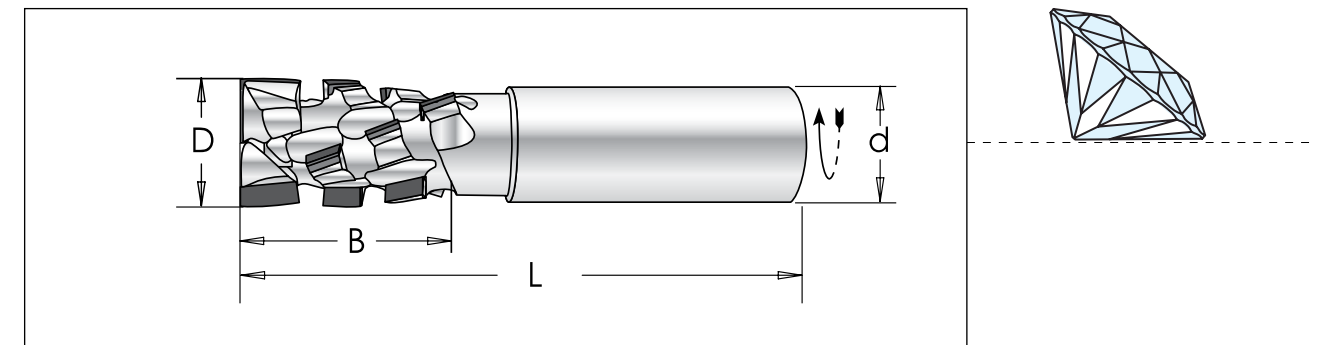
■ Available upon request

## PCD - Z2+1 Superior

**NEW**

**Properties:** Router with diamond height of H=4 mm. 4 uninterrupted wings, 2 cutters engaged on all cutting points, positive and negative cutters. Can be resharpened up to 7-10 times.

**Application:** Suitable for panels made of chipboard, coated, laminated. Ideal for MDF. Good finishing, high feed rate and low noise, due to good chip removal.



øD	Code No.		B	Tips	Plunge	L	ød	n	m/min.
	RH	LH							
22	6833.222.32	6833.322.32	32	10	DP	92	20	18,000-24,000	8-10
	6833.222.38	6833.322.38	38	12	DP	98	20	18,000-24,000	8-10
	6833.222.43	6833.322.43	43.5	14	DP	103	20	18,000-24,000	8-10
	6833.222.49	6833.322.49	49	16	DP	109	20	18,000-24,000	8-10
25	6833.222.54	6833.322.54	54	18	DP	115	20	18,000-24,000	8-10
	6833.025.49	6833.125.49	49	16	DP	109	25	18,000-24,000	8-10
	6833.025.55	6833.125.55	55	18	DP	115	25	18,000-24,000	8-10
	6833.025.60	6833.125.60	60	20	DP	126	25	18,000-24,000	8-10
	6833.025.65	6833.125.65	65	22	DP	126	25	18,000-24,000	8-10

■ Available upon request



Grooving & Sizing



Profiling & Chamfering



Door Frame & Panel



Jointing & Rebating



Carving



Clamping Systems & Adapters



Grooving & Sizing



Profiling & Chamfering



Door Frame & Panel



Jointing & Rebating



Carving



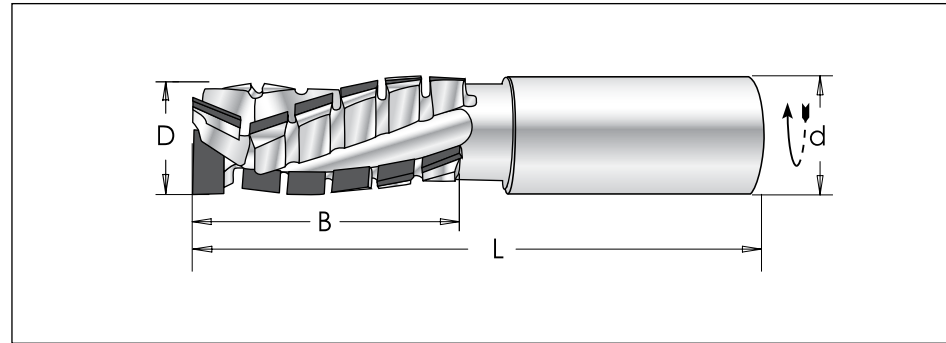
Clamping Systems & Adapters

## PCD - Z3+1 Helical

NEW

**Properties:** Router with diamond height of H=4 mm. 3 uninterrupted helical wings, 3 cutters engaged on all cutting points, positive and negative cutters. Can be resharpened up to 7-10 times.

**Application:** Suitable for panels made of chipboard, coated, laminated and MDF. Excellent finishing, high feed rate and low noise, due to good chip removal.



øD	Code No.		B	Tips	Plunge	L	ød	n	m/min.
	RH	LH							
20	6834.220.29	6834.320.29	29	11	PCD	95	20	18,000-24,000	10-12
	6834.222.44	6834.322.44	44	17	PCD	105	20	18,000-24,000	10-12
25	6834.025.37	6834.125.37	37	14	PCD	100	25	18,000-24,000	10-12
	6834.025.52	6834.125.52	52	20	PCD	115	25	18,000-24,000	10-12
	6834.025.67	6834.125.67	67	26	PCD	130	25	18,000-24,000	10-12

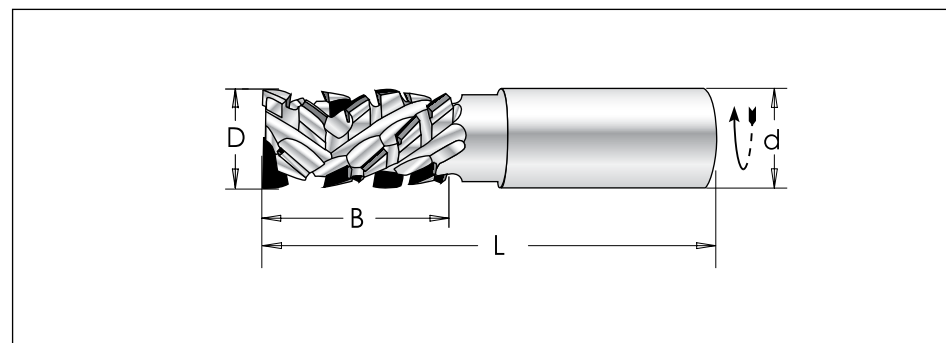
■ Available upon request

## PCD - 45° 4 Wings

NEW

**Properties:** Router with diamond height of H=4 mm. 4 uninterrupted helical wings, 2 cutters engaged on all cutting points, axial cut 45°, plug PCD tip, positive and negative cutters.

**Application:** Ideal for panels made of chipboard and MDF, with coatings or thin paper coverage. Excellent finishing due to special design. High feed rate and low noise due to good chip removal.



øD	Code No.		B	Tips	Plunge	L	ød	n	m/min.
	RH	LH							
22	6835.222.38	6835.322.38	38	16+1	PCD	100	20	18,000-24,000	12-14
	6835.025.38	6835.125.38	38	16+1	PCD	100	25	18,000-24,000	12-14
25	6835.025.46	6835.125.46	46	20+1	PCD	110	25	18,000-24,000	12-14
	6835.025.54	6835.125.54	54	24+1	PCD	125	25	18,000-24,000	12-14
	6835.025.63	6835.125.63	63	28+1	PCD	125	25	18,000-24,000	12-14
	6835.025.71	6835.125.71	71	32+1	PCD	140	25	18,000-24,000	12-14

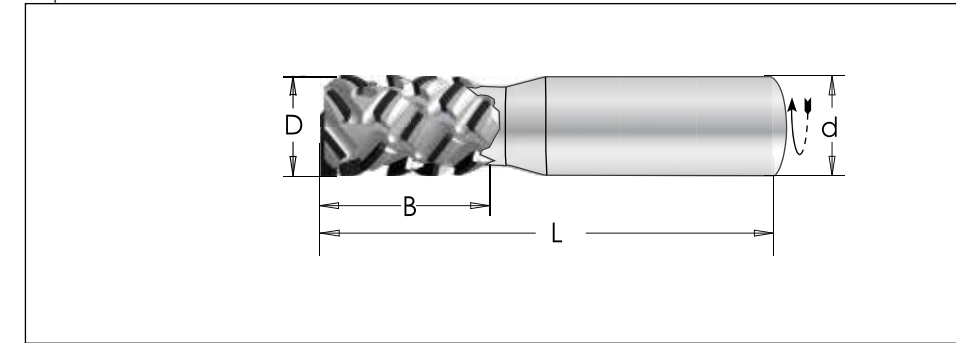
■ Available upon request

## PCD - 54° 4 Wings

NEW

**Properties:** Router with diamond height of H=4 mm. 6 uninterrupted wings, 2 cutters engaged on all cutting points, axial cut 54°, plug PCD tip, positive and negative cutters.

**Application:** Ideal for various materials such as chipboard, MFD, HDF, with coatings or thin paper coverage. Excellent finishing due to special design. Very high feed rate and low noise due to good chip removal.



øD	Code No.		B	Tips	Plunge	L	ød	n	m/min.
	RH	LH							
20	6837.225.30	6837.325.30	30	18+1	PCD	95	20	18,000-24,000	12-14
	6837.025.30	6837.125.30	30	18+2	PCD	95	25	18,000-24,000	12-14
25	6837.225.40	6837.325.40	40	24+1	PCD	105	20	18,000-24,000	12-14
	6837.025.40	6837.125.40	40	24+2	PCD	105	25	18,000-24,000	12-14
	6837.225.49	6837.325.49	49.5	30+1	PCD	115	20	18,000-24,000	12-14
	6837.025.49	6837.125.49	49.5	30+2	PCD	115	25	18,000-24,000	12-14
	6837.225.59	6837.325.59	59	36+1	PCD	125	20	18,000-24,000	12-14
	6837.025.59	6837.125.59	59	36+2	PCD	125	25	18,000-24,000	12-14

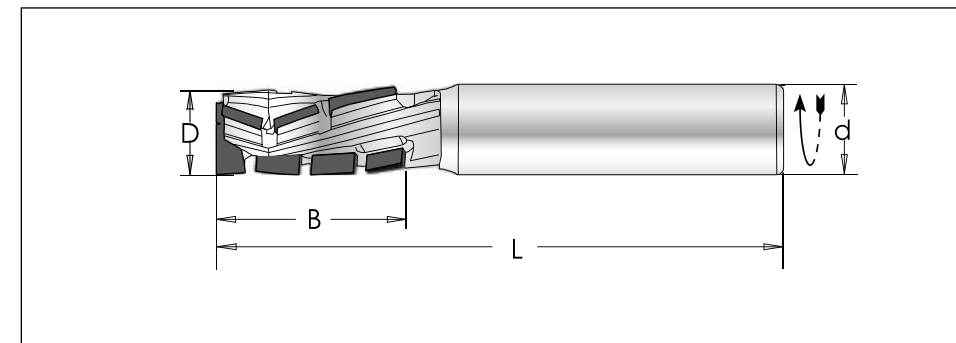
■ Available upon request

## PCD - Nesting Heavy Steel - 2+1 Wings

NEW

**Properties:** Router bit for nesting with diamond height of H=3.0mm. 3 helicoidal wings. Can be resharpened up to 2-3 times. 2 engaged cutters, positive and negative. 3 engaged cutters on top and bottom.

**Application:** Suitable for chipboard panels laminated, coated and MDF. High feed rate, good chip removal, excellent finishing and low noise.

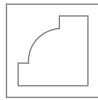


øD	Code No.		B	Tips	Plunge	L	ød	n	m/min.
	RH	LH							
12	6838.012.21		21.5	8	PCD	75	12	24,000	6-8
	6838.012.24		24.5	9	PCD	75	12	24,000	6-8
	6838.012.31		31.5	12	PCD	80	12	24,000	6-8

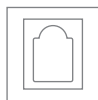
■ Available upon request



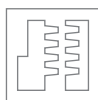
Grooving & Sizing



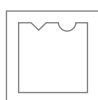
Profiling & Chamfering



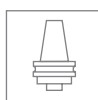
Door Frame & Panel



Jointing & Rebating



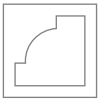
Carving



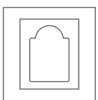
Clamping Systems & Adapters



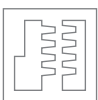
Grooving & Sizing



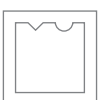
Profiling & Chamfering



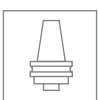
Door Frame & Panel



Jointing & Rebating



Carving



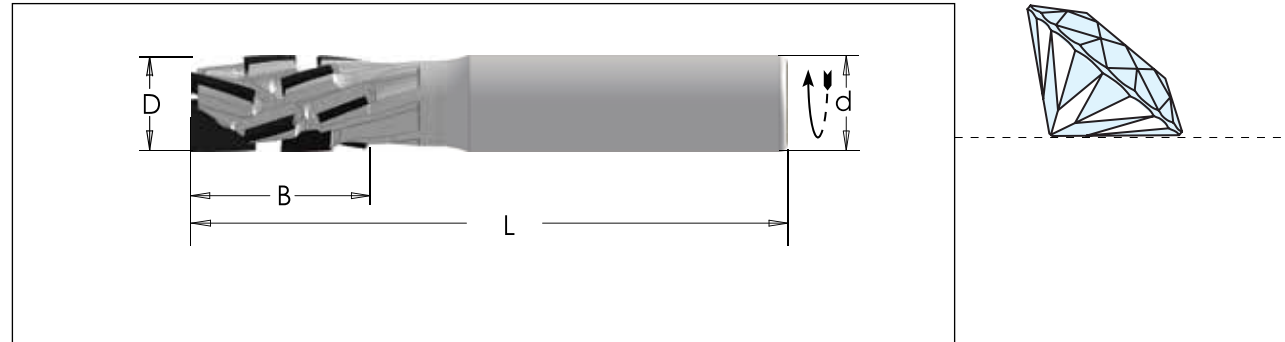
Clamping Systems & Adapters

## PCD - Nesting Heavy Steel 3+3+1 Wings

NEW

**Properties:** Router bit for nesting with diamond height H=3.0mm. 6 helicoidal wings. Can be resharpened up to 2-3 times. 3 engaged cutters, mainly positive. 3 engaged cutters on top and bottom.

**Application:** Suitable for chipboard panels, laminated, coated and MDF. High feed rate, good chip removal, excellent finishing and low noise.



øD	Code No.	B	Tips	Plunge	L	ød	n	m/mn.
12	6842.012.22	22	12	PCD	75	12	24,000	10-12
	6842.012.25	25	12	PCD	75	12	24,000	10-12
16	6843.216.35*	35	18	PCD	95	12	24,000	10-12

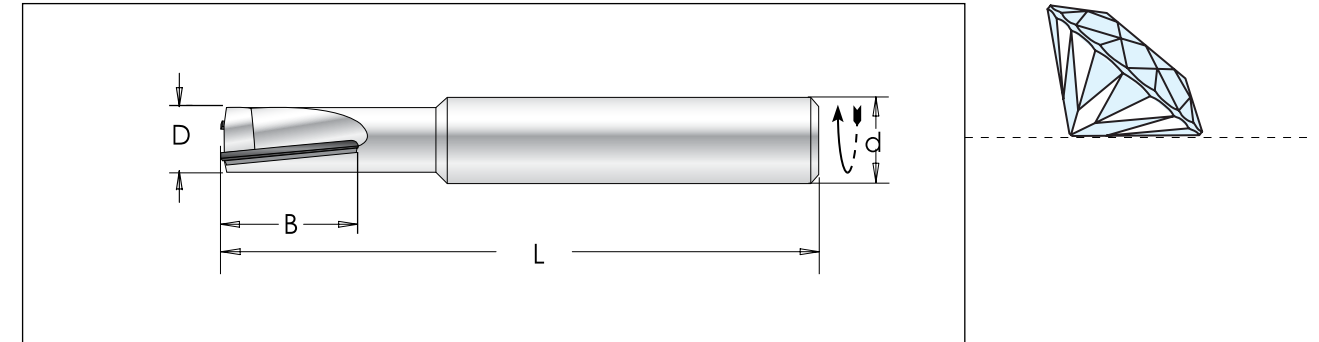
\* steel  
 ■ Available upon request

## PCD - Grooving Router Cutter Z2

NEW

**Properties:** Cutter with Z=2 working as grooving bit. Made with HW body ideal for making canals. Negative axial angle. It can be resharpened up to 2-3 times.

**Application:** Suitable for raw, coated and laminated chipboard, MDF and plywood, plastic, Corian and polymers.



øD	Code No.	B	Plunge	L	ød	n	m/mn.
5	6845.005.10	10	DP	70	6	18,000-24,000	2-4
6	6845.006.10	10	DP	70	6	18,000-24,000	2-4
7	6845.007.10	10	DP	70	6	18,000-24,000	2-4
8	6845.008.10	10	DP	70	10	18,000-24,000	2-4
8	6845.008.15	15	DP	70	10	18,000-24,000	2-4
9	6845.009.15	15	DP	70	10	18,000-24,000	2-4
10	6845.010.16	16	DP	70	10	18,000-24,000	2-4
	6845.010.25	22	DP	70	10	18,000-24,000	2-4

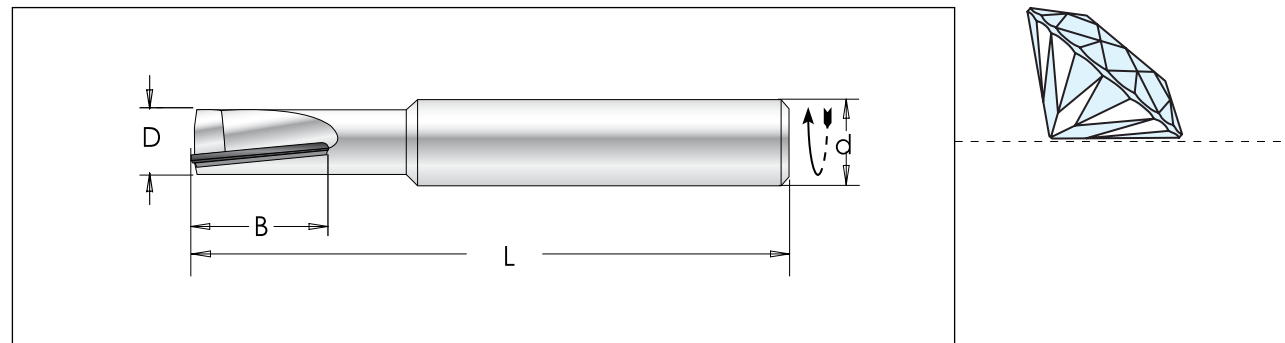
■ Available upon request

## PCD - Grooving Router Cutter Z1

NEW

**Properties:** Cutter with single tip Z=1 working as grooving bit. Made with HW body ideal for making canals. Negative axial angle. Can be resharpened up to 2-3 times.

**Application:** Suitable for raw, coated and laminated chipboard, MDF and plywood, plastic, Corian and polymers.



øD	Code No.	B	Plunge	L	ød	n	m/mn.
5	6844.005.10	10	DP	70	6	18,000-24,000	2-4
6	6844.006.10	10	DP	70	6	18,000-24,000	2-4
7	6844.007.10	10	DP	70	6	18,000-24,000	2-4
8	6844.008.10	10	DP	70	10	18,000-24,000	2-4
8	6844.008.16	15	DP	70	10	18,000-24,000	2-4
9	6844.009.15	15	DP	70	10	18,000-24,000	2-4
10	6844.010.16	16	DP	70	10	18,000-24,000	2-4
	6844.010.25	22	DP	70	10	18,000-24,000	2-4

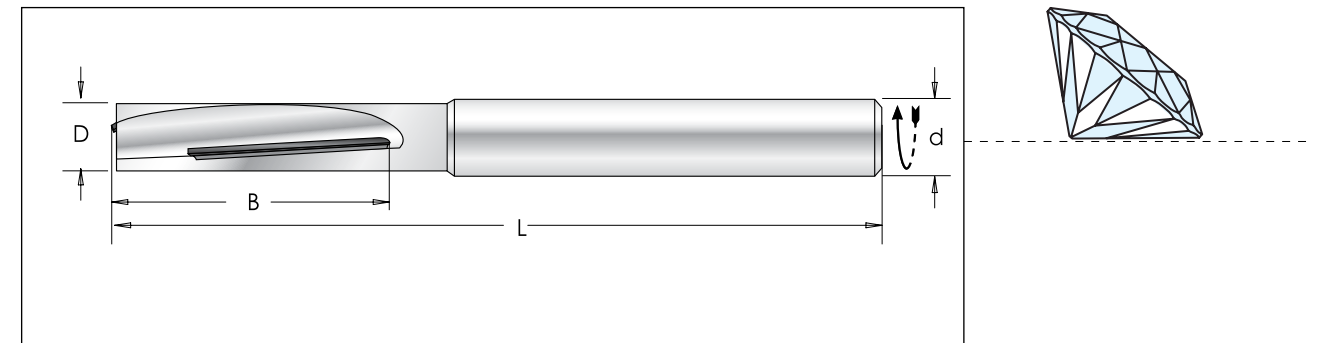
■ Available upon request

## PCD - Grooving Positive & Negative Z1+1

NEW

**Properties:** Cutter with Z=1+1 positive and negative. Made with HW body ideal for making canals. Can be resharpened up to 2-3 times.

**Application:** Excellent finishing top and bottom for chipboard and MDF.

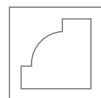


øD	Code No.	B	Plunge	L	ød	n	m/mn.
8	6846.080.28	28	DP	80	8	18,000-24,000	2-4
10	6846.010.28	28	DP	80	10	18,000-24,000	2-4
12	6846.012.28	28	DP	80	12	18,000-24,000	2-4

■ Available upon request



Grooving & Sizing



Profiling & Chamfering



Door Frame & Panel



Jointing & Rebating



Carving



Clamping Systems & Adapters



Grooving & Sizing



Profiling & Chamfering



Door Frame & Panel



Jointing & Rebating



Carving



Clamping Systems & Adapters

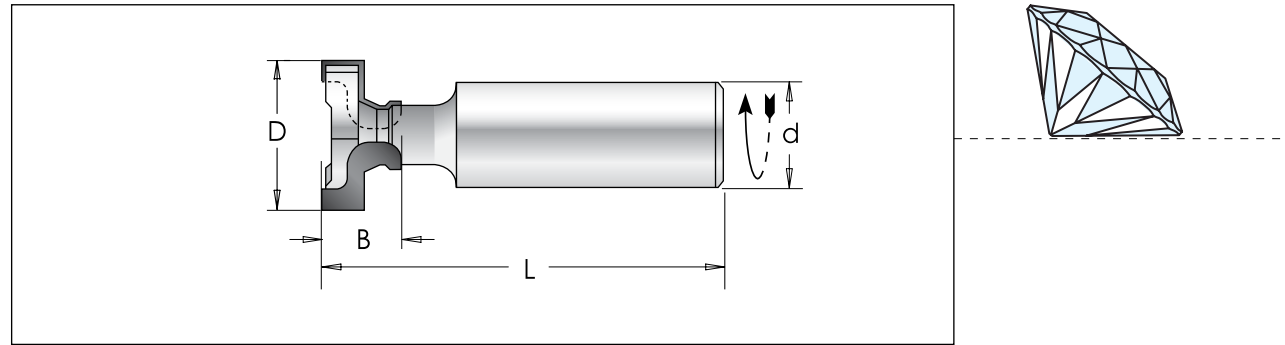


### PCD - T-Slot Cutters for Aluminum Profile Grooving

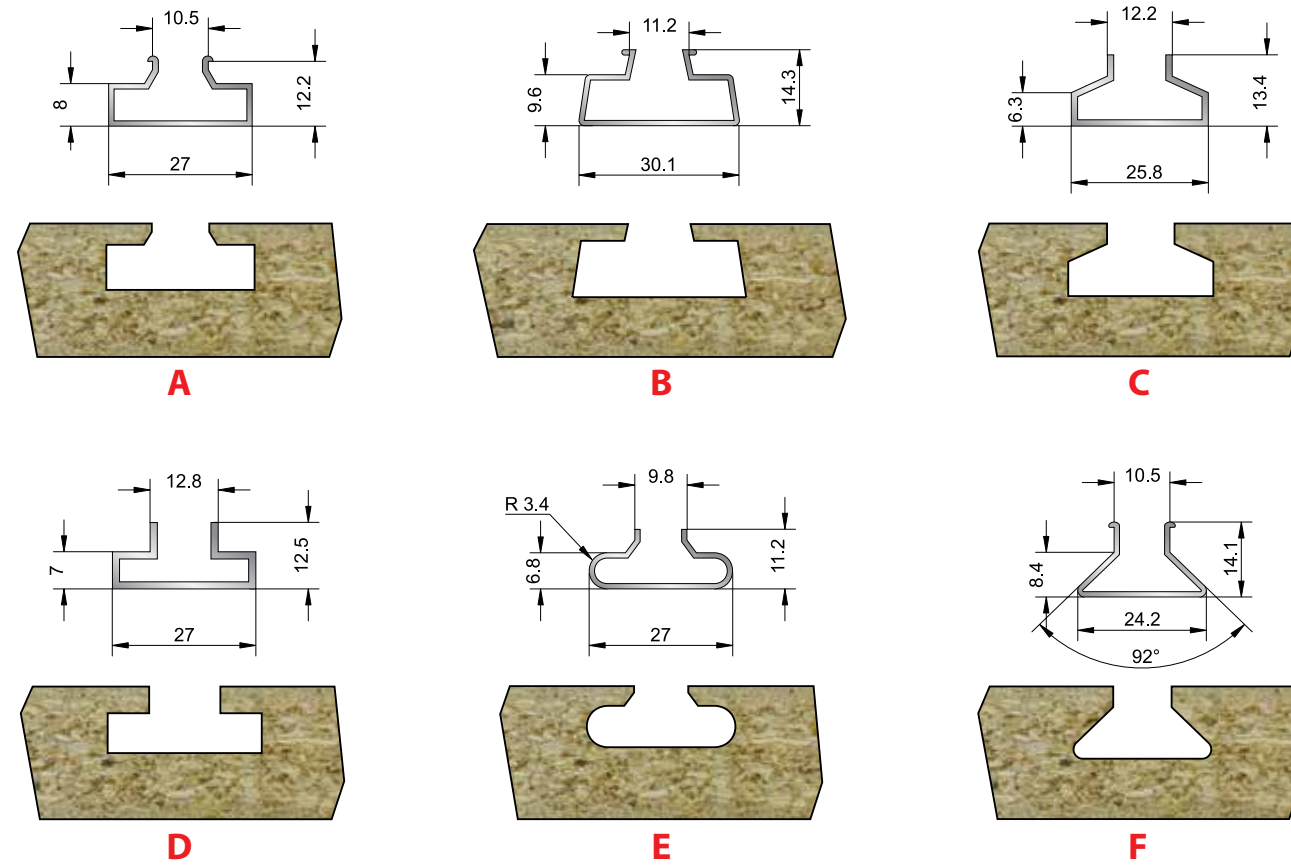
**NEW**

**Properties:** T-slot cutter in diamond Z2+2. Can be resharpened up to 2-3 times.

**Application:** Ideal for aluminum profile grooving. Suitable for chipboard panels and MDF. Excellent finishing of the panel. Low noise.



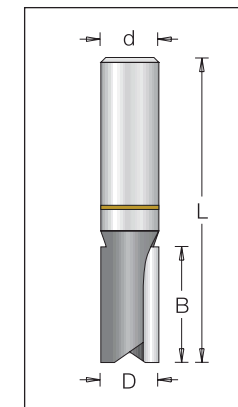
	øD	Code No.	B	Tips	L	ød	n	m/mn.
<b>A</b>	27.9	6850.027.15	15.2	2+2	75	20	18,000-24,000	3-4
<b>B</b>	32.7	6850.032.16	16.8	2+2	75	20	18,000-24,000	3-4
<b>C</b>	27.3	6850.027.16	16	2+2	75	20	18,000-24,000	3-4
<b>D</b>	29	6850.029.15	15.2	2+2	75	20	18,000-24,000	3-4
<b>E</b>	28	6850.028.13	13.7	2+2	75	20	18,000-24,000	3-4
<b>F</b>	25.9	6850.025.17	17	2+2	75	20	18,000-24,000	3-4



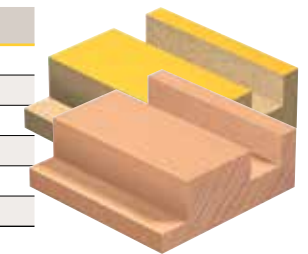
### DnamicX2

**NEW**

The new generation of long lasting straight router bits, specially designed to cut laminated boards, MDF, panels and solid wood

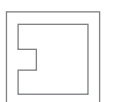


øD	Code No.	B	L	ød
8.0	1074595	25.0	67.0	8
10.0	1074809	30.0	80.0	12
12.0	1074819	25.0	75.0	12
12.0	1074869	30.0	80.0	12
12.0	1074879	38.0	88.0	12
12.0	1074899	48.0	100.0	12



CNC

CNC



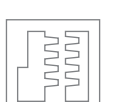
Grooving & Sizing



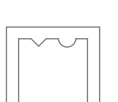
Profiling & Chamfering



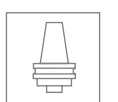
Door Frame & Panel



Jointing & Rebating



Carving



Clamping Systems & Adapters



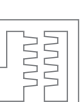
Grooving & Sizing



Profiling & Chamfering



Door Frame & Panel



Jointing & Rebating



Carving



Clamping Systems & Adapters

# "Rocket 1.0"

NEW

A New Generation of TCT Nesting tool

The Fastest Nesting tool-

Outstanding feed rate-  
Up to 20,000 mm/min

The Smallest Diameter Cut

For ultimate material utilization

Significant dust load reduction

NEW

ARE YOU READY FOR SUCH A SPEED?



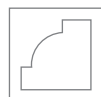
Ø 6 mm / Ø 7.55 mm

Board thickness 19mm / 25mm

CNC



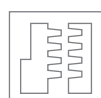
Grooving & Sizing



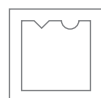
Profiling & Chamfering



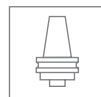
Door Frame & Panel



Jointing & Rebating



Carving

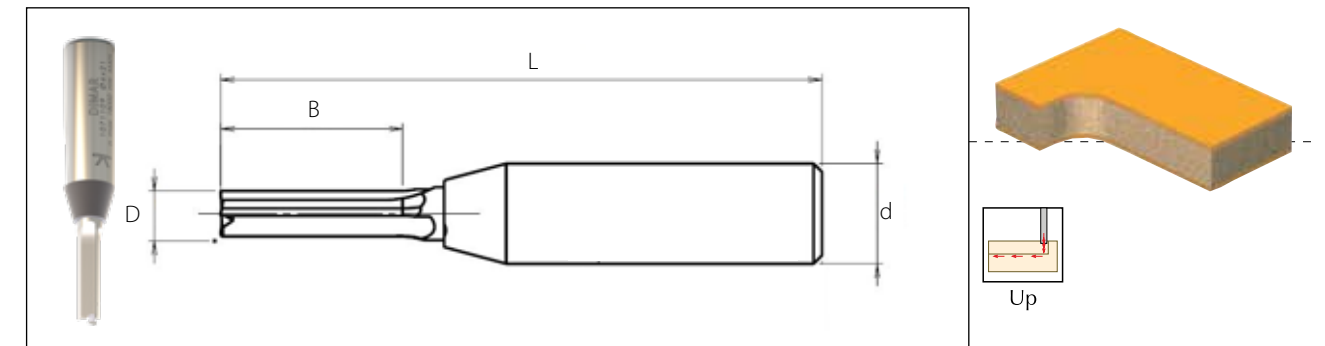


Clamping Systems & Adapters

# Rocket 1.0 - Three flutes straight router bit for Nesting CNC operations

NEW

Unique design for superior performance and state-of-the-art cutting results. Outstanding feed rate, Small Diameter Cut for ultimate material utilization, Significant dust load reduction, Suitable for Laminated and Pre-Laminated boards



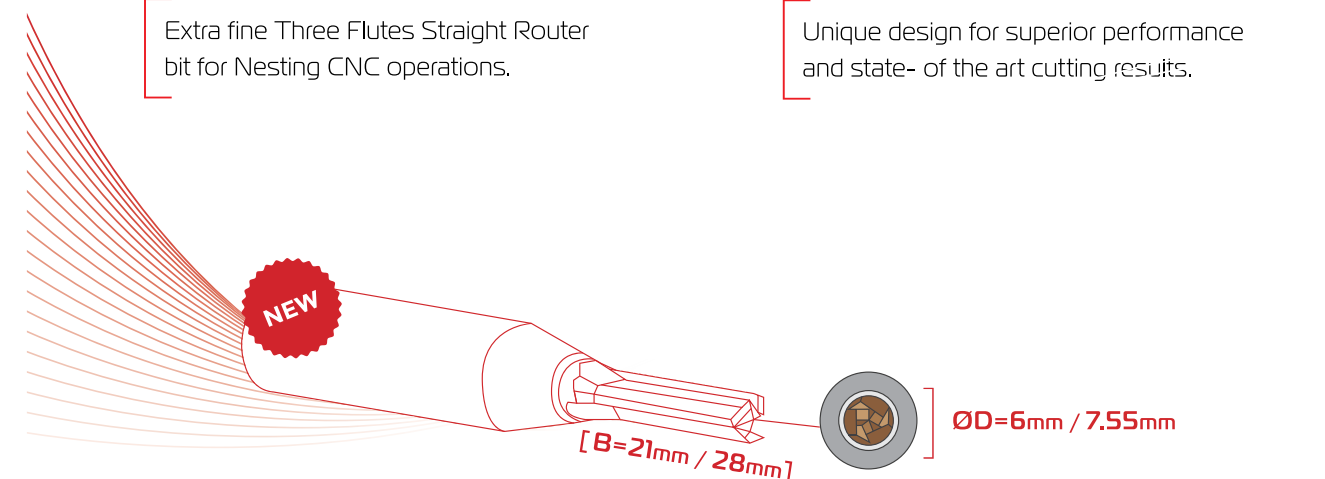
ØD	Code No.	B	Z	L	Ød
6mm	1071108	21	3T	73	1/2"
6mm	1071109	21	3T	73	12mm
1/4"	1071148	21	3T	73	1/2"
7.55mm	1072758	28	3T	78	1/2"
7.55mm	1072759	28	3T	78	12mm

Recommended feed rate by material:

Code No.	Board thickness	Material	PRM	Feed rate	Life time
1071108	19mm	Laminated MDF	18,000	Up to 20 m/min	1,600
1071109	19mm	Laminated Chipboard	18,000	Up to 20 m/min	1,000
1071148	19mm	Plywood- Coated/ Uncoated	18,000	Up to 12 m/min	500
1072758	25mm	Laminated MDF	24,000	Up to 18 m/min	800
1072759	25mm	Laminated Chipboard	20,000	Up to 18 m/min	650
	25mm	Plywood- Coated/ Uncoated	20,000	Up to 12 m/min	500

Extra fine Three Flutes Straight Router bit for Nesting CNC operations.

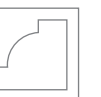
Unique design for superior performance and state-of-the-art cutting results.



CNC



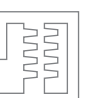
Grooving & Sizing



Profiling & Chamfering



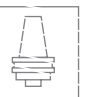
Door Frame & Panel



Jointing & Rebating



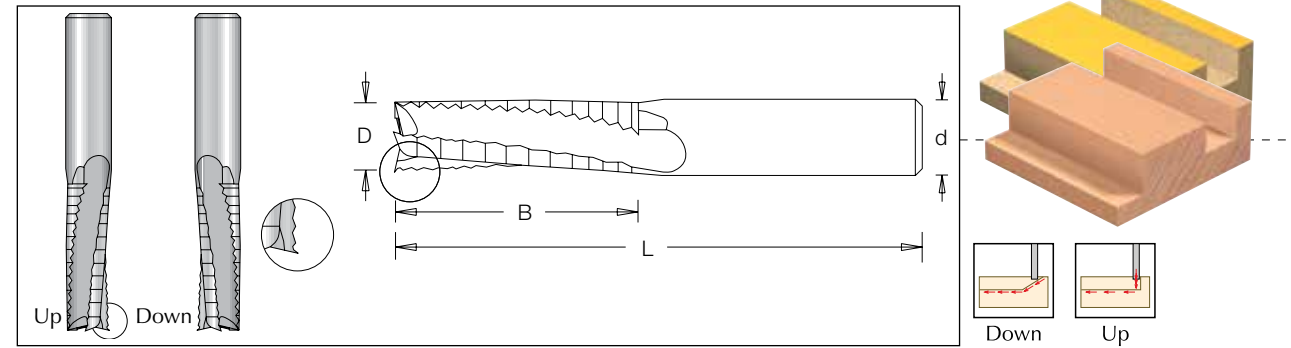
Carving



Clamping Systems & Adapters

### Solid Carbide Roughing Spiral Three Flute

Solid tungsten carbide router cutter complete with three spiral flutes. Suitable for 'roughing' cuts in softwood, hardwood and man-made board (with or without coating). Carbide for maximum durability in abrasive materials. Up-cut spiral for optimum chip flow and improved finish on the bottom of the board. Down-cut for better clamping when machining small work pieces and improved finish on the top of the board. For use on routers and machining centers with or without CNC control.

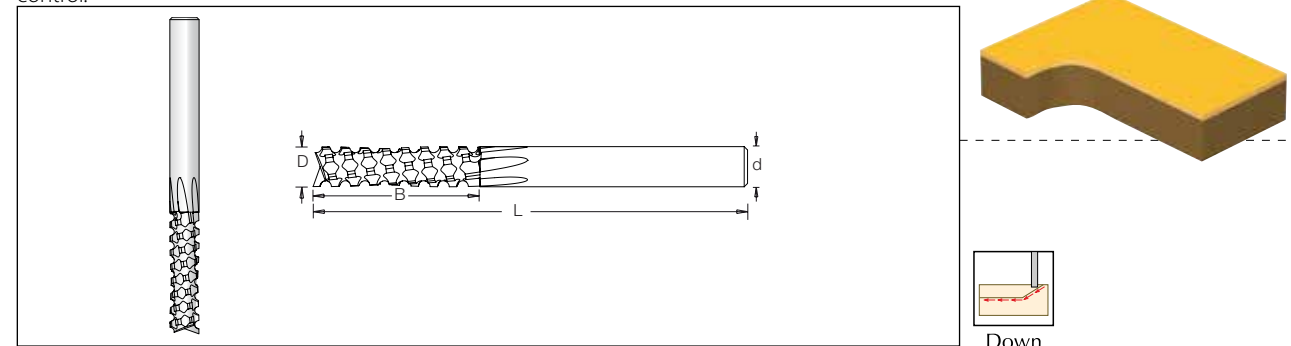


øD	Code No.		B	L	ød
	Upcut	Downcut			
10	1786327	1789327	32	80	10
12	1786359	1789359	32	80	12
	1786389	1789389	52	100	12
14	1786410	1789410	52	110	14
16	1786470	1789470	55	110	16
20	1786560		55	120	20
	1786580		72	135	20

See feed rates details on page 2.6

### Solid Carbide Roughing Spiral Multi Flutes

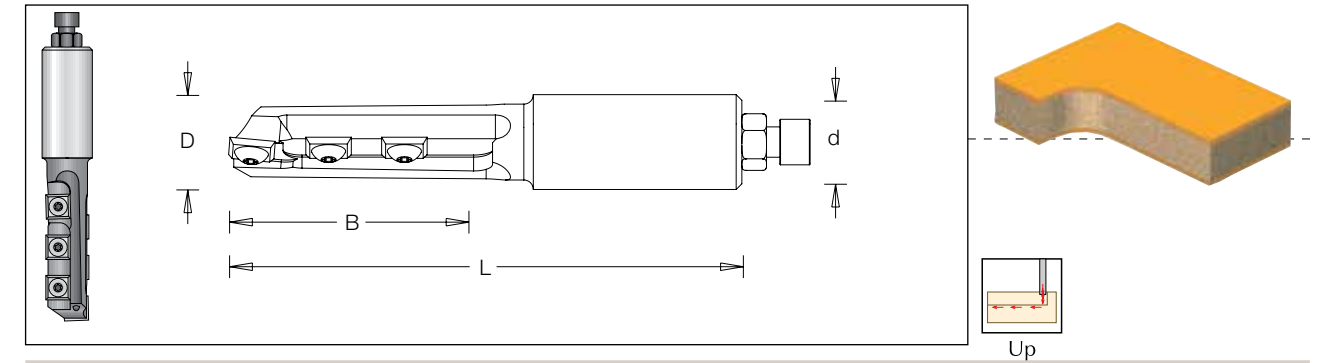
Solid tungsten carbide router cutter complete with unique multi spiral flute shapes. Suitable for 'roughing' cuts in hard and abrasive materials, such as composites, Trespa, fiber glass etc. Carbide for maximum durability. Down-cut for better clamping when machining small work pieces and improved finish on top of the board. For use on routers and machining centers with or without CNC control.



øD	Code No.	B	L	ød	n
6	1787103	25	65	6	35,000
12	1787109	42	82	12	35,000

### Multiple Cutting Edge Up & Down Shear Router Cutter

Disposable insert straight router cutter complete with two flutes and multiple cutting blades. Top and Bottom Blades are sheared up and down to ensure a good finish on both top and bottom surfaces of laminated and veneered boards. For use on routers and machining centers with CNC control.



øD	Code No.	B	Z	L	ød	n
22	807310H	42	4	115	25x55mm	18,000
	807315H	62	6	135	25x55mm	18,000

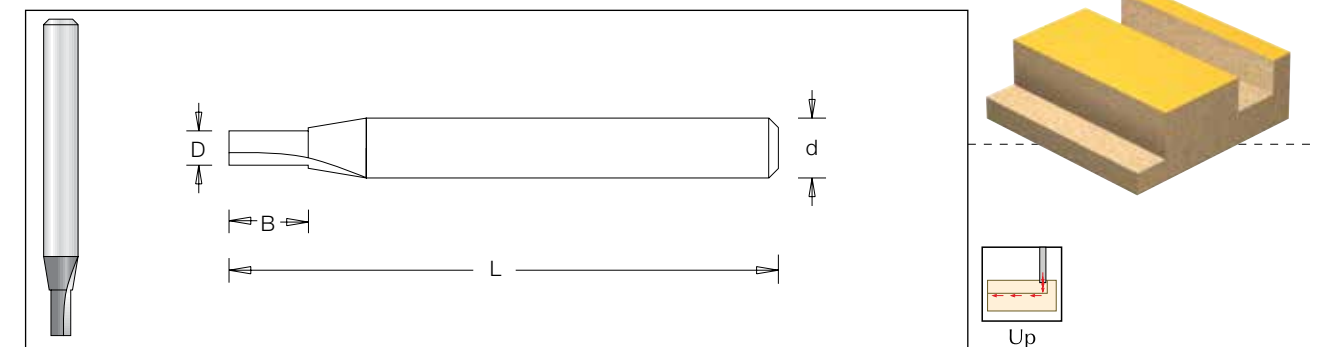
⚠ Also available with 20 mm diameter shank.

Spare Parts:

T.C. Blade 310 121 2 12x12x1.5	Torx screw 193 395 0 M4x6	Torx key 194 101 5 T - 15

### Solid Carbide Straight Router Cutter Double Flute

Solid tungsten carbide router cutter complete with two straight flutes. Suitable for producing grooves and slots in softwood, hardwood or man-made boards. Carbide for maximum durability in abrasive materials and better plunge characteristics. For use on routers and machining centers with or without CNC control.



øD	Code No.	B	L	ød	n
3	so1070013	11	60	6	35,000
4	so1070043	11	60	6	35,000
5	so1070073	11	60	6	35,000
6	so1070103	19	60	6	35,000
	so1070133	25	60	6	35,000
8	so1070255	25	70	8	35,000
10	so1078587	30	80	10	35,000



Grooving & Sizing



Profiling & Chamfering



Door Frame & Panel



Joining & Rebating



Carving



Clamping Systems & Adapters



Grooving & Sizing



Profiling & Chamfering



Door Frame & Panel



Joining & Rebating



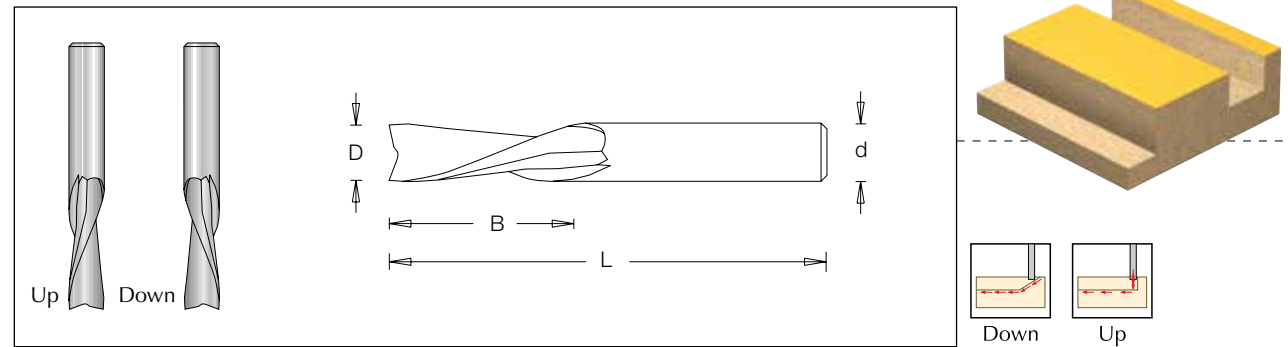
Carving



Clamping Systems & Adapters

### Solid Carbide Double Flute Spiral

Solid tungsten carbide router cutter complete with two spiral flutes. Suitable for fine 'finishing' cuts combined with high feed rate in soft wood, hard wood and man-made boards (with or without coating). Carbide for maximum durability in abrasive materials. Up-cut spiral for optimum chip flow and improved finish on the bottom of the board. Down-cut for better clamping when machining small work pieces and improved finish on the top of the board. For use on routers and machining centers with or without CNC control.

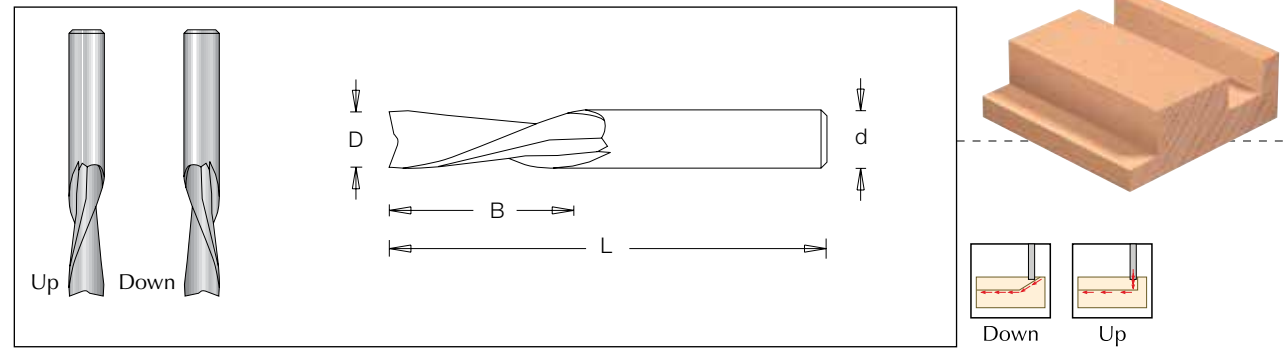


øD	Code No.		B	L	ød	n
	Upcut	Downcut				
3	1734050	1735050	12	50	3	35,000
4	1734100	1735100	12	55	4	35,000
5	1734160	1735160	20	55	5	35,000
6	1734203	1735203	20	60	6	35,000
8	1734265	1735265	25	60	8	35,000
10	1734307	1735307	25	70	10	35,000
	1734327	1735327	32	70	10	35,000
12	1734359	1735359	32	80	12	35,000
	1734379	1735379	42	90	12	35,000
	1734389	1735389	52	100	12	35,000

See feed rates details on page 2.6

### Solid Carbide Double Flute Spiral - for Solid Wood

Solid tungsten carbide router cutter complete with two spiral flutes. Suitable for fine 'finishing' cuts in soft wood and hard wood. Up-cut spiral for optimum chip flow and improved finish on the bottom of the board. Down-cut for better clamping when machining small work pieces and improved finish on the top of the board. For use on routers and machining centers with or without CNC control.

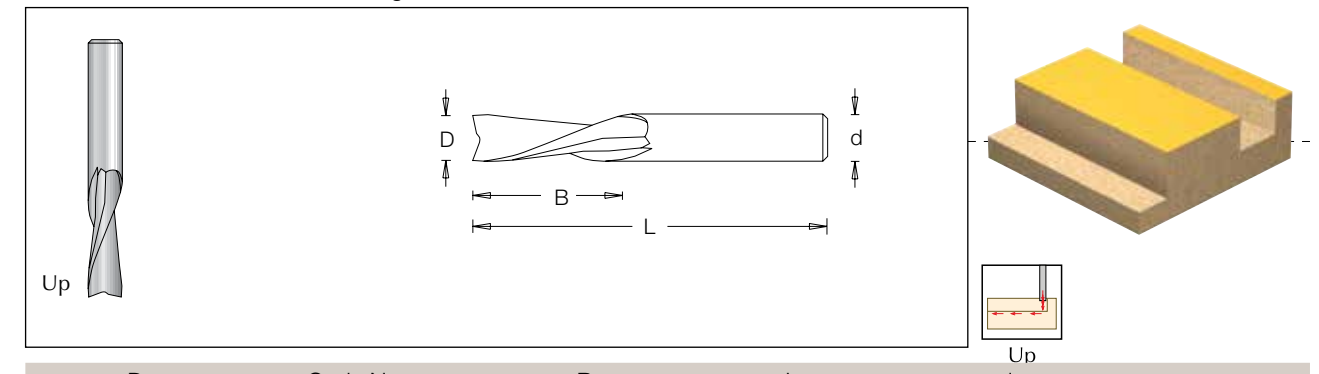


øD	Code No.		B	L	ød	n
	Upcut	Downcut				
6	1734203S	1735203S	20	60	6	35,000
8	1734265S	1735265S	25	60	8	35,000

See feed rates details on page 2.7

### Solid Carbide Double Flute Spiral - 8mm Shank

Solid tungsten carbide router cutter complete with two spiral flutes. Suitable for fine 'finishing' cuts in soft wood and man-made board (with or without coating). Carbide for maximum durability in abrasive materials. Up-cut spiral for optimum chip flow and improved finish on the bottom of the board. Down-cut for better clamping when machining small work pieces and improved finish on the top of the board. For use on routers and machining centers with or without CNC control.

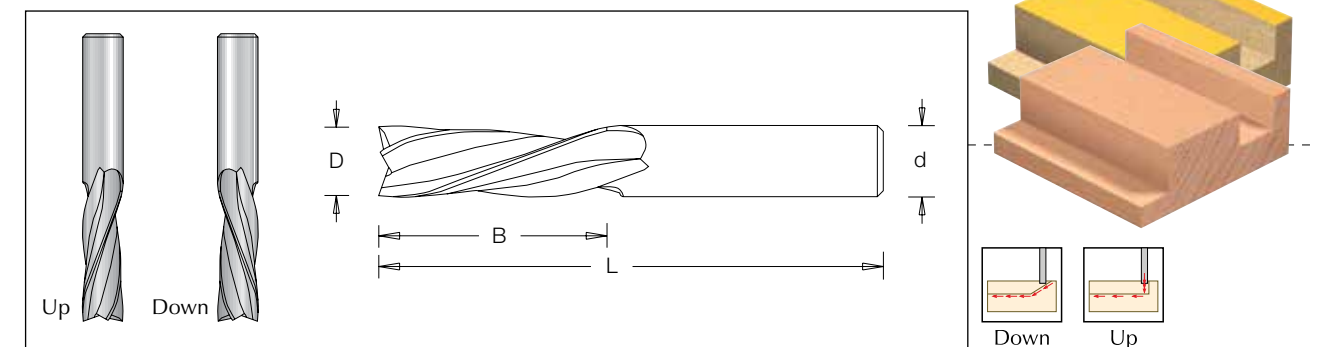


øD	Code No.	B	L	ød	n
3	1734055	12	50	8	35,000
4	1734105	12	50	8	35,000
5	1734155	15	50	8	35,000
6	1734205	20	60	8	35,000
8	1734255	20	60	8	35,000

See feed rates details on page 2.6

### Solid Carbide Spiral Three Flute

Solid tungsten carbide router cutter complete with two spiral flutes. Suitable for fine 'finishing' cuts in soft wood, hard wood and man-made board (with or without coating). Carbide for maximum durability in abrasive materials. Up-cut spiral for optimum chip flow and improved finish on the bottom of the board. Down-cut for better clamping when machining small work pieces and improved finish on the top of the board. For use on routers and machining centers with CNC control.



øD	Code No.		B	L	ød
	Upcut	Downcut			
12	1736379	1739379	42	90	12
	1736389	1739389	52	100	12
14	1736700	1739700	42	100	14
	1736400	1739400	55	110	14
16	1736410	1739410	35	80	16
	1736480	1739480	52	110	16
20	1736560	1739560	52	120	20
	1736580	1739580	72	135	20

See feed rates details on page 2.7



Grooving & Sizing



Profiling & Chamfering



Door Frame & Panel



Joining & Rebating



Carving



Clamping Systems & Adapters



Grooving & Sizing



Profiling & Chamfering



Door Frame & Panel



Joining & Rebating



Carving

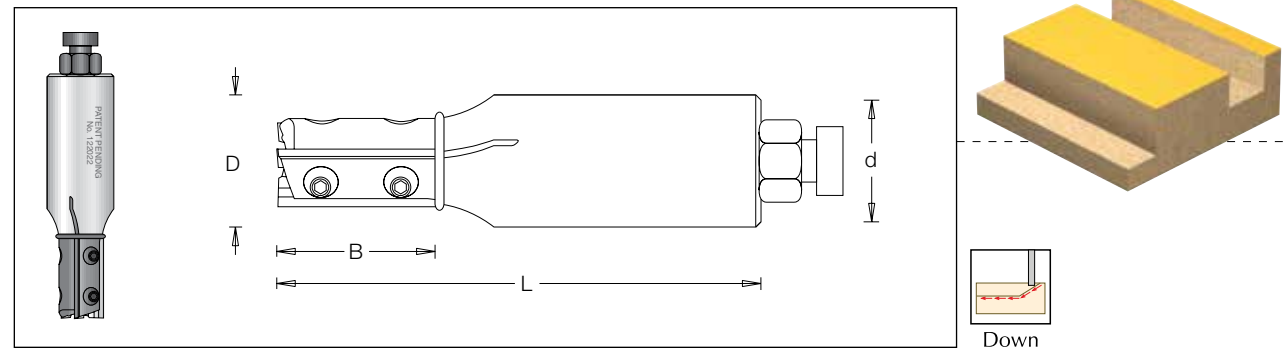


Clamping Systems & Adapters



### Straight Router Cutter

Disposable insert straight router cutter complete with a variety of flutes. Suitable for rebating and sizing in man-made board (with or without coating). Replaceable inserts ensure a consistent cutting diameter and finish quality. Cutters are not suitable for plunge cutting.



øD	Code No.	B	Z	L	ød	n
10	8071059*	20	1	71.5	12	18,000
12	8071119**	30	2	81	12	18,000
18	8071200	30	3	81.5	20	18,000
	807120H	30	3	81.5	25	18,000
	8071210	50	3	101.5	20	18,000
	8071210L	50	3	101.5	20	18,000
20	8071250	50	3	101.5	20	18,000
	807125H	50	3	101.5	25	18,000
	807125HL	50	3	101.5	25	18,000
18	807121H	50	3	101.5	25	18,000
	807121HL	50	3	101.5	25	18,000

⚠ L = Left hand Rotation.

#### Spare parts:

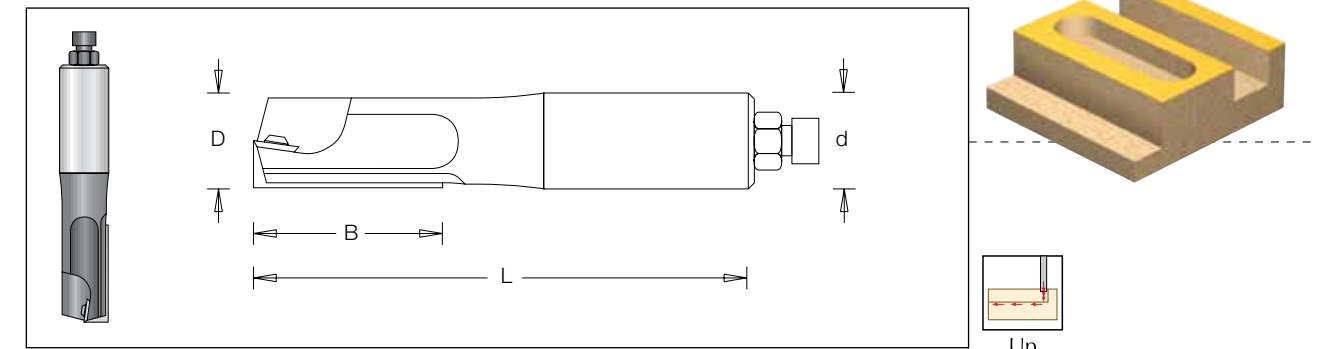
	T.C. Blade	Allen screw *	Allen screw **	Allen screw	Allen Key
B= 20	#310 751 0 20x5.5x1.1	#193 035 0 M3x4	#193 036 0 M3x5	#193 037 0 M3x6	#194102 0 S1.5
B= 30	#310 751 1 30x5.5x1.1				
B= 50	#310 751 3 50x5.5x1.1				
Left -	#310 751 3L 50x5.5x1.1				

#### T.C. Blade for MDF

	T.C. Blade
B= 20	#360 751 0 20x5.5x1.1
B= 30	#360 751 1 30x5.5x1.1
B= 50	#360 751 3 50x5.5x1.1
Left -	#360 751 3L 50x5.5x1.1

### Straight Router Cutter with Plunge Center Tip

Disposable insert straight router cutter complete with one flute and center tip. Suitable for grooving, rebating and sizing in man-made boards with plunge (with or without coating). Replaceable inserts ensure a consistent cutting diameter and finish quality. Center tip for improved boring. It is recommended to implement plunge operation insteps. For use on routers and machining centers with CNC control.



øD	Code No.	B	Z	L	ød	n
16	107373H*	30	1+1	105	25x55	18,000
	107374H*	50	1+1	125	25x55	18,000
18	107376H	50	1+1	125	25x55	18,000
20	107377H	30	1+1	105	25x55	18,000
	107398H	50	1+1	125	25x55	18,000

⚠ Also available with 20 mm diameter shank.  
\*Brazed center tip

#### Spare Parts:

	T.C. Blade	T.C. Blade	Torx screw	Torx screw	Torx key
	310 723 0 29.5x12x1.5	310 725 0 49.5x12x1.5	193 395 0 M4x6	193 354 8 M3.5x4.8	194 101 5 T15
	B=30	B=50			
	CENTER T.C. Blade	CENTER T.C. Blade			
D=18	310 752 6 7.5x12x1.5	310 752 3 7.5x12x1.5			
D=20	310 752 6 7.5x12x1.5	310 752 3 7.5x12x1.5			



Grooving & Sizing



Profiling & Chamfering



Door Frame & Panel



Joining & Rebating



Carving



Clamping Systems & Adapters



Grooving & Sizing



Profiling & Chamfering



Door Frame & Panel



Joining & Rebating



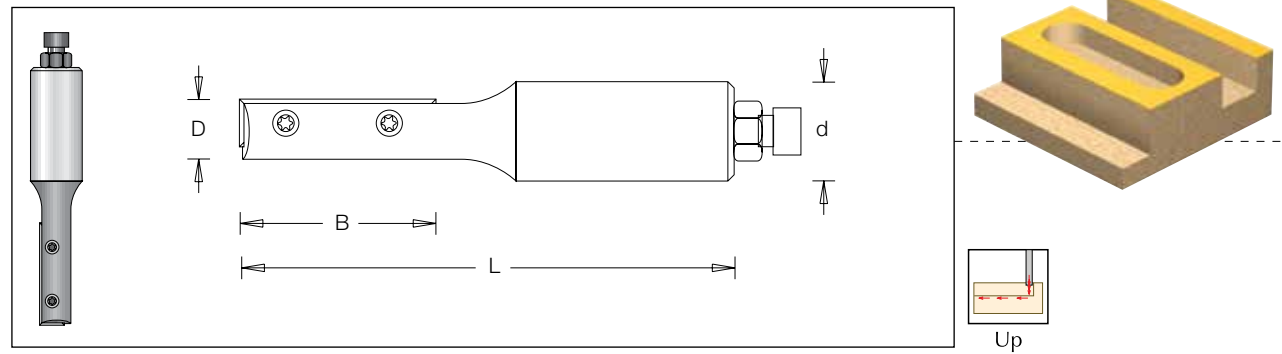
Carving



Clamping Systems & Adapters

### Insert straight single flute router Cutter

Disposable insert straight router cutter with one flute. Suitable for grooving, rebating and sizing with plunge in man-made boards (with or without coating). Replaceable inserts ensure a consistent cutting diameter and finish quality. Plunging should be done in steps.



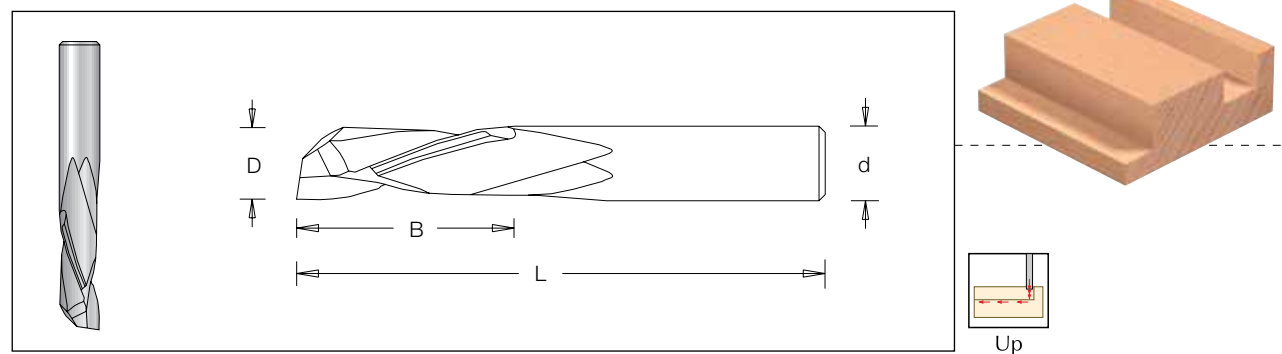
øD	Code No.	B	Z	L	ød	n
12	1073500 ■	30	1	105	20x55	18,000
14	1073540 ■	30	1	105	20x55	18,000

#### Spare Parts:

T.C. Blade 1	Torx screw	Torx key
310 793 0 30x9x1.5	193 354 8 M3.5x4.8	194 101 5 T15

### Solid Carbide Up & Down Spiral Single Flute - for Solid Wood

Solid tungsten carbide router cutter complete with one up and down compression spiral flutes. The compression spiral compresses the chips into the center of the bit to ensure a fine finish on both surfaces of solid wood and hard wood. For use on routers and machining centers with and without CNC control.

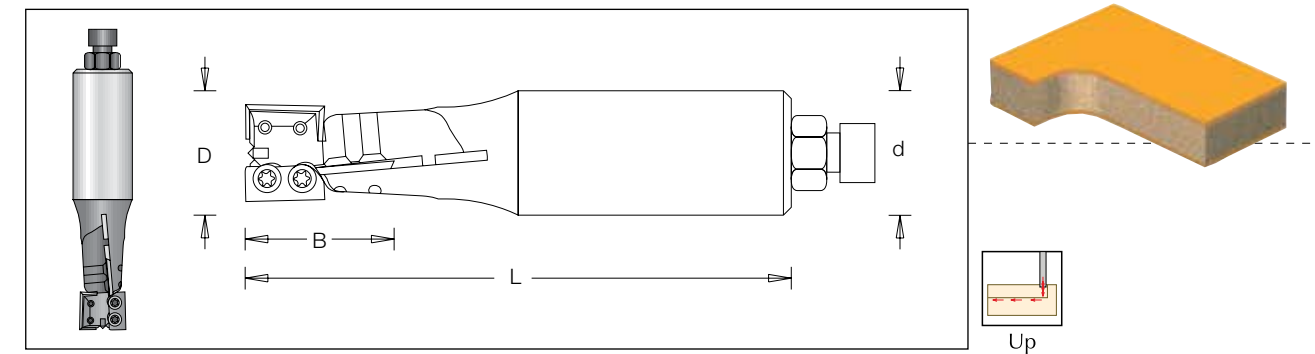


øD	Code No.	B	L	ød
6	1742203S ■	20	60	6
8	1742275S ■	25	70	8
10	1742337S ■	32	80	10
12	1742359S ■	32	80	12

See feed rates details on page 47.

### Straight Up & Down Shear Router Cutter

Disposable insert straight router cutter complete with two up and down shear flutes and center tip. Shear flutes squeeze the material into the middle to give an extra fine finish on both surfaces of laminated and veneered board. (Special carbide grade for abrasive material). Replaceable inserts ensure a consistent cutting diameter and finish quality. Center tip for improved boring. For use on routers with CNC control.



øD	Code No.	B	Z	L	ød	n
20	807320H ■	30	2	110	25x55	18,000
	807322H ■	50	2	130	25x55	18,000

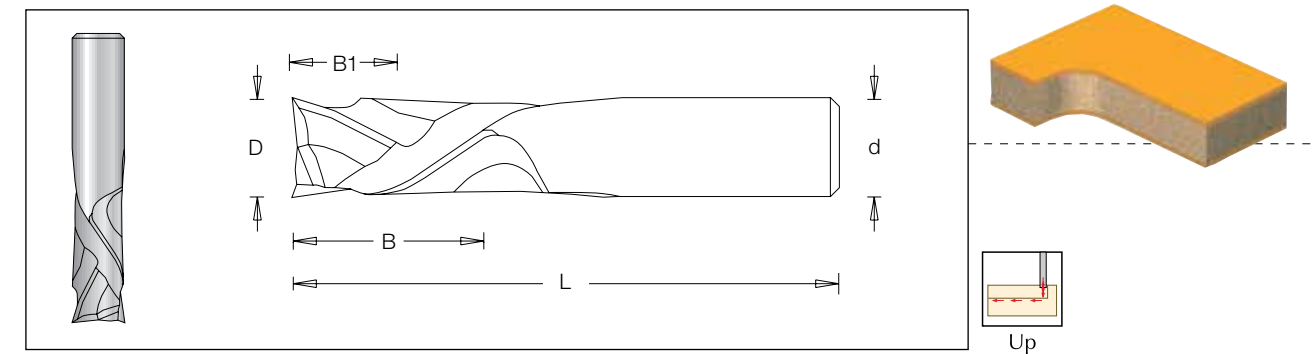
⚠ Also available with 20 mm diameter shank.

#### Spare Parts:

B = 30	B = 50	Torx screw	Torx key
T.C. Blade 300 771 6 16x7x1.5	T.C. Blade 300 772 8 28x7x1.5	193 400 0 M3x4	194 110 0 T - 9

### Solid Carbide Up & Down Spiral Double Flute

Solid tungsten carbide router cutter complete with two up and down compression spiral flutes. Compression spiral ensures material is squeezed into the middle to give an extra fine finish on both surfaces of laminated and veneered board. Carbide for maximum durability in abrasive materials. For use on routers and machining centers with and without CNC control.


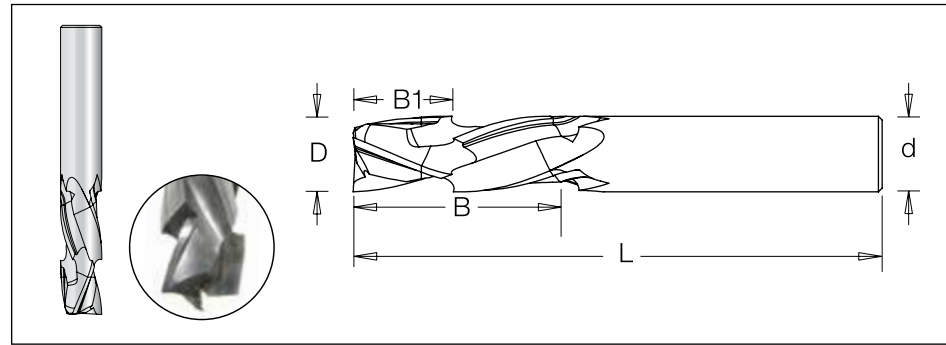


øD	Code No.	B	B1	L	ød
3.2	174107Z*	21	6.0	63.5	3.2
6.0	1743203	20	6.0	60	6
8.0	1743275	25	7.0	70	8
10.0	1743337	32	8.0	80	10
12.0	1743359	32	8.0	80	12
	1743379	42	13.0	90	12
16.0	1743480	52	14.0	110	16
20.0	1743560	52	17.0	120	20
	1743580	72	20.0	135	20

\* Not DAMIC Carbide  
See feed rates details on page 2.7

### 3 Flute Compression Spiral for Nesting Operations

New generation of spiral tools for nesting operations on CNC machines. Dimar's "Dynamic" carbide for longer life.  
Three flute design, high clearance geometric shape for max. feed rate. Free chip flow. Clean Cut.



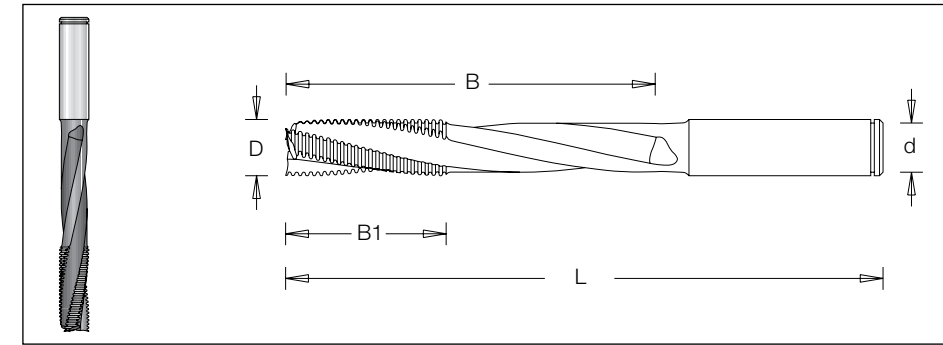
øD	Code No.	B	B1	ød	L	n
8	1748815 <b>NEW</b>	20 (12)*	3	8	70	24,000
	1748405	20 (12)*	5	8	70	24,000
10	1748827 <b>NEW</b>	25 (16)*	4	10	70	24,000
	1748507	25 (16)*	7	10	70	24,000
12	1748839 <b>NEW</b>	32 (22)*	5	12	80	24,000
	1748609	32 (22)*	9	12	80	24,000

⚠ Also available in inch sizes.  
\* Max recommended working height/



### Spiral Cutter for Lock Case

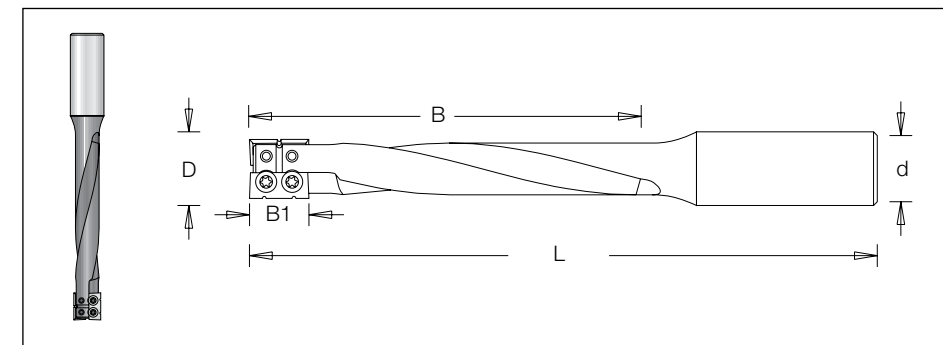
Solid tungsten carbide router cutter complete with three spiral chip breaker flutes. Suitable for producing deep grooves, slots and holes for door furniture in softwood, hardwood, solid and hollow board doors. Solid carbide for maximum durability in abrasive materials. For use on routers and machining centers with CNC control.



øD	Code No.	B1	B	L	ød	n
14	1786400	45	95	150	14	18,000
16	1786460	45	115	170	16	18,000
18	1786520	45	115	170	18	18,000

### Router Cutter for Lock Case

Disposable insert router cutter complete with two chip breaker flutes. Suitable for producing deep grooves, slots and holes for door furniture in softwood, hardwood, solid and hollow board doors. Replaceable inserts ensure a consistent cutting diameter and finish quality. For use on routers and machining centers with CNC control.



øD	Code No.	B1	B	Z	L	ød	n
16	8073650*	16	115	2	170	20	12,000

⚠ \*Also available with 16 mm diameter shank.

#### Spare Parts:

T.C. Blade	T.C. Blade	* Torx screw	Torx screw	Torx key
310 771 6	310 772 6	193 400 1	193 400 0	194 110 0
16x7x1.5	16x7x1.5	M3x4	M3x4	T - 9



Grooving & Sizing



Profiling & Chamfering



Door Frame & Panel



Jointing & Rebating



Carving



Clamping Systems & Adapters



Grooving & Sizing



Profiling & Chamfering



Door Frame & Panel



Jointing & Rebating



Carving

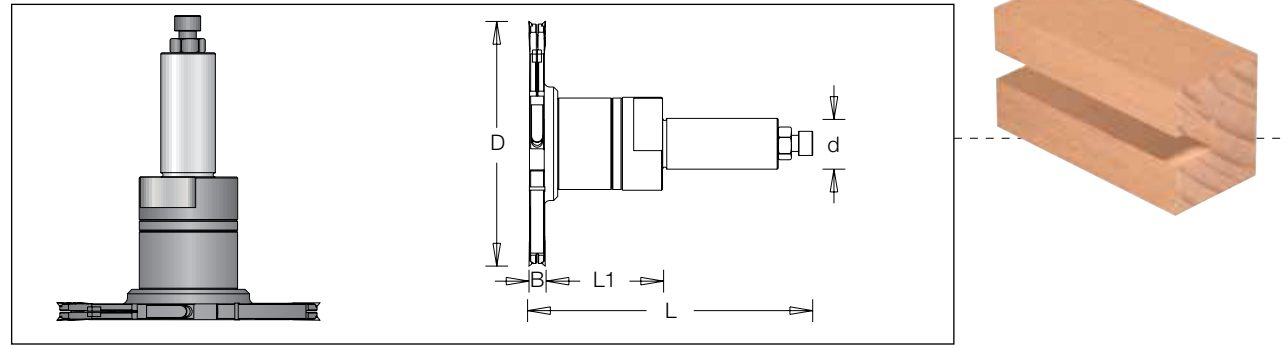


Clamping Systems & Adapters



### Adjustable Grooving 4-15.5 mm Cutter

Hard wearing steel body complete with disposable tungsten carbide knives and scorers for improved finish. Suitable for producing various thickness grooves and slots in softwood, hardwood and man-made boards (with or without coating). Cutting width can be adjusted in 0.1 mm steps by using supplied spacer rings. Replaceable inserts ensure a consistent cutting diameter and finish quality. For use on routers and machining centers with CNC control.

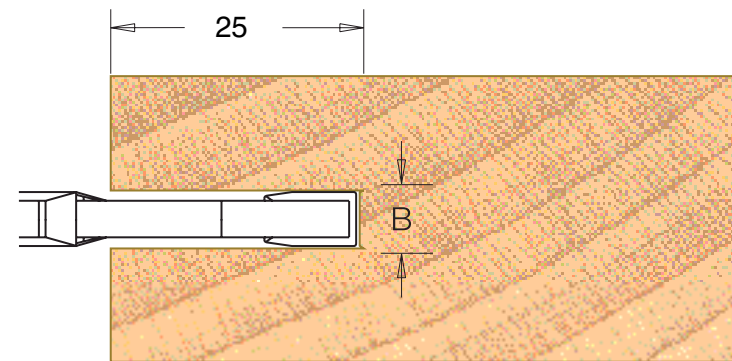


øD	Code No.	B	L1	L	ød	n
120	822055H ■	4-15.5	82.25	139	25	12,000

⚠ Also available with HSK or ISO adapters.  
Also available with 20 mm diameter shank.

#### Spare Parts:

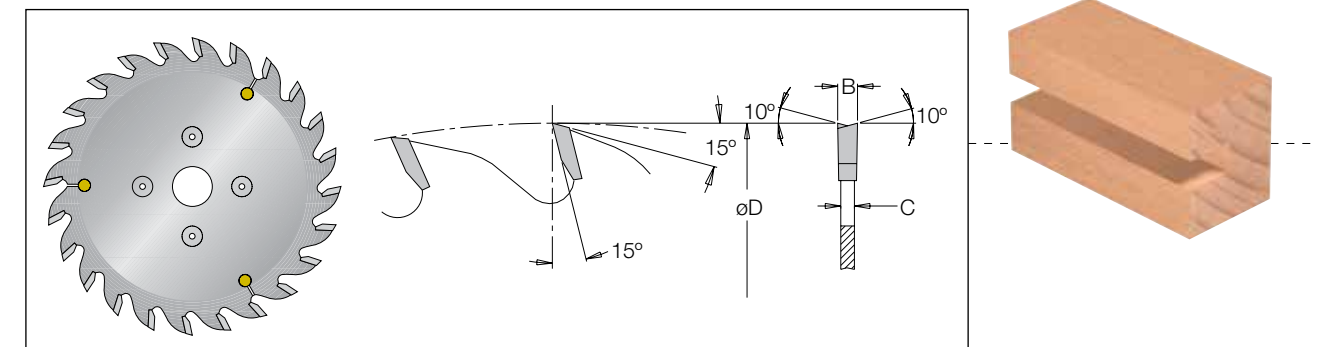
T.C. Blade 310 751 2 7.5x12x1.5	Wedge 199 031 0 L=6.5	Allen screw 193 060 0 M5x16	T.C. Blade 300 850 1 18x18x1.95	T.C. Blade 300 850 2 14x14x1.2	T.C. Blade Nut #192 350 0 M4x0.5x11.1	T.C. Blade Nut #192 360 0 M4x0.5x9.9	Torx screw 193 028 0 M4x3.2	Washer set 192 619 0 B=8.1
Arbor 190 820 H L=127	Arbor screw 193 608 5 M5x25	Allen key 194 008 0 S2.5	Torx key 194 110 0 T9	Allen key 194 015 0 S4				



Scale -1:1

### Saw Blades for Cutting & Grooving

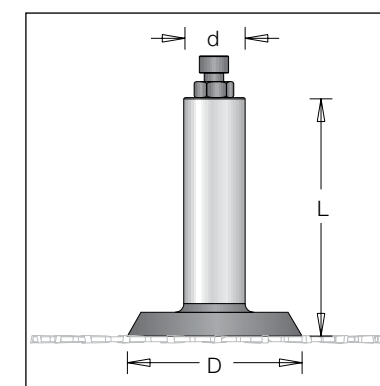
Tungsten carbide tipped alternate bevel saw blades for cutting and grooving along and across the grain on softwoods, hardwoods and man-made boards (with or without coating). For use on machining centers with CNC Control.



øD	B	Code No.	Teeth	c	Max. t	ød	n
125	3	90112106	24	2.0	25	30	19,000
	4	90102156	24	2.8	25	30	19,000
	5	90102166	24	3.5	25	30	19,000
150	3	90112206	24	2.0	38	30	9,000
	4	90102236	24	2.8	38	30	9,000
	5	90102246	24	3.5	38	30	9,000
180	3	90112306	30	2.0	54	30	7,000
	4	90102316	30	2.8	54	30	7,000
	5	90102336	30	3.5	54	30	7,000

⚠ All the blades are available with a variety of bores and Pin holes as per individual order.  
Also available with 20 mm diameter shank.

### CNC Arbor

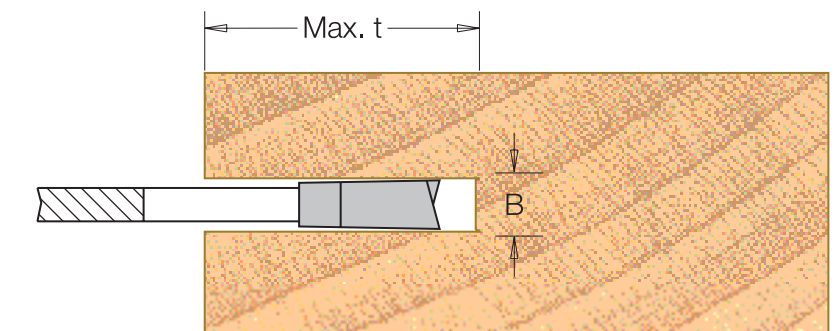


øD	Code No.	L	∠	ød
71	190025H	90.0	4xM5xø52	25

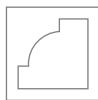
⚠ Also available with 20 mm diameter shank.

#### Spare Parts:

Allen screw 193 042 6 M5x12	Allen key 194 003 5 S3



Grooving & Sizing



Profiling & Chamfering



Door Frame & Panel



Joining & Rebating



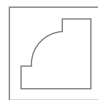
Carving



Clamping Systems & Adapters



Grooving & Sizing



Profiling & Chamfering



Door Frame & Panel



Joining & Rebating



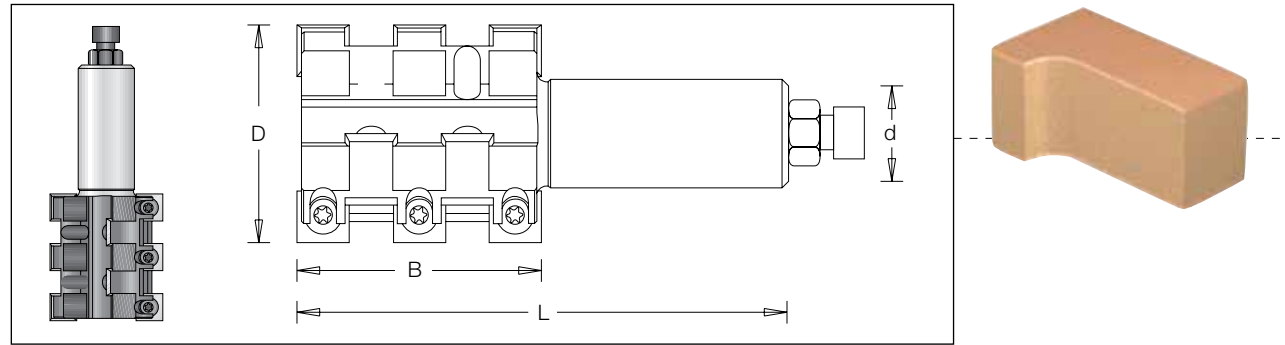
Carving



Clamping Systems & Adapters

### Rough Rebating Router Cutter

Disposable insert straight router cutter with multiple cutting flutes. Suitable for rough rebating and sizing in softwoods, hardwoods and man-made boards (with or without coating). Multiple cutting flutes ensure fine chips are produced for improved waste extraction. Replaceable inserts ensure a consistent cutting diameter. For use on machining centers with CNC control.

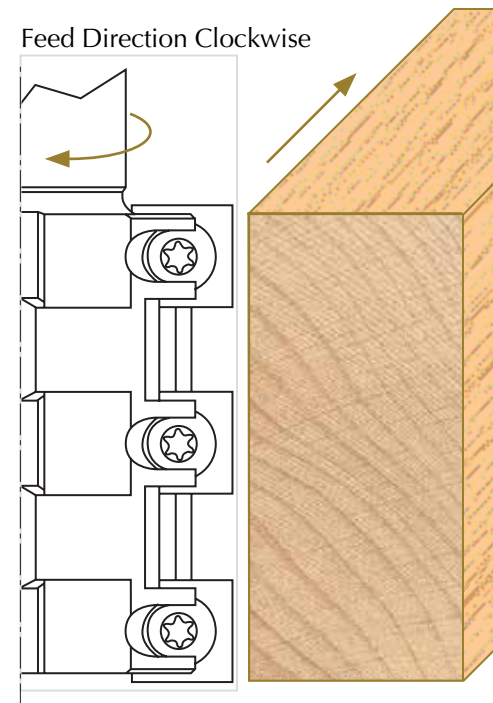


øD	Code No.	B	Z	L	ød	n
50	807350H ■	56	10	113	25x55	18,000
	807355H ■	78	14	135	25x55	18,000

⚠ Also available with 20 mm diameter shank.

#### Spare Parts:

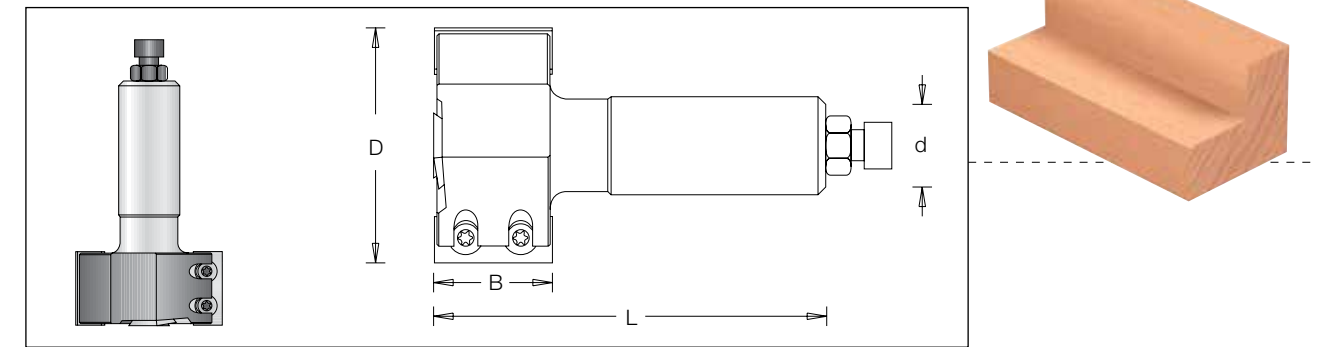
T.C. Blade 310 121 2 12x12x1.5	Torx screw 193 148 2 M4x5.6	Torx key 194 101 5 T - 15



Scale -1:1

### Straight Rebater Router Cutter with Scorers

Disposable insert rebating outer cutter complete with two cutting flutes and two center tips. Suitable for soft wood, hard wood and man-made board. For use on machining centers with CNC control.

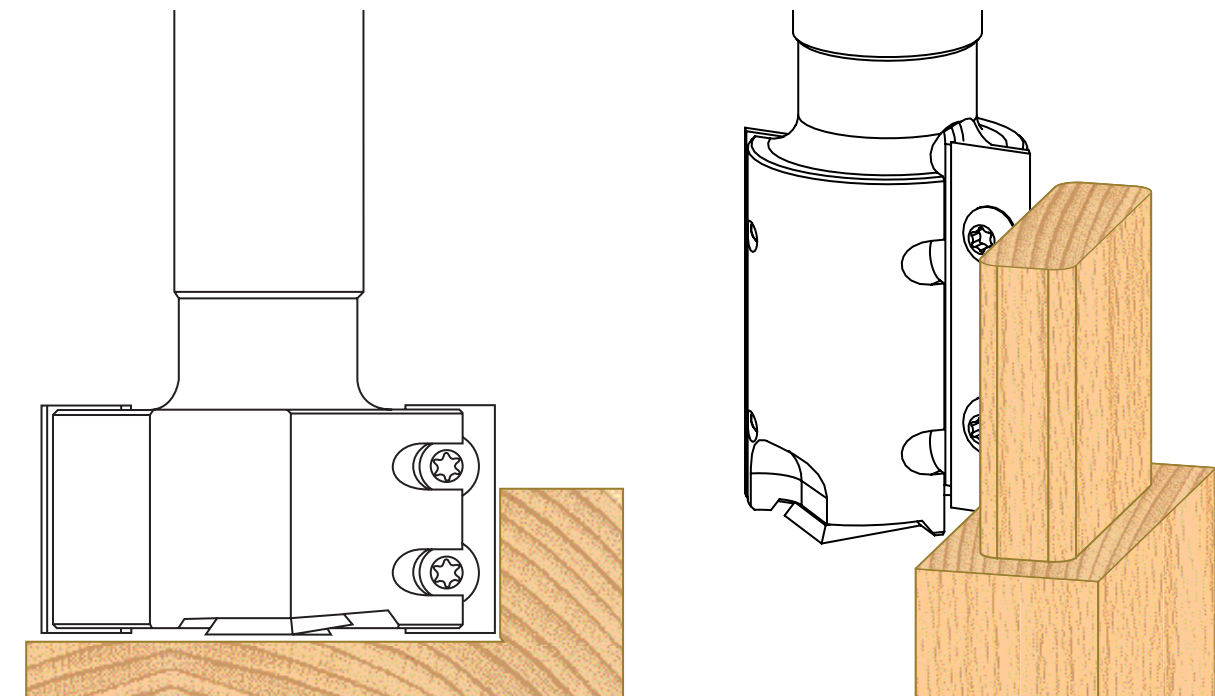


øD	Code No.	B	Z	L	ød	n
40	807330H ■	30	2+2	100	25x55	18,000
60	807335H ■	30	2+2	100	25x55	18,000
	807337H ■	50	2+2	120	25x55	18,000

⚠ Also available with 20 mm diameter shank.

#### Spare Parts:

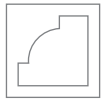
T.C. Blade 310 123 0 30x12x1.5	T.C. Blade 310 125 0 50x12x1.5	T.C. Blade 300 850 3 14x14x2	Torx screw 193 148 2 M4x5.6	Torx key 194 101 5 T - 15	Torx key 194 106 0 T - 20	Torx screw 193 370 0 M5x6.3




Scale -1:1



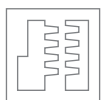
Grooving & Sizing



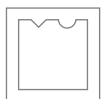
Profiling & Chamfering



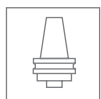
Door Frame & Panel



Joining & Rebating



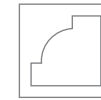
Carving



Clamping Systems & Adapters



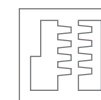
Grooving & Sizing



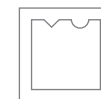
Profiling & Chamfering



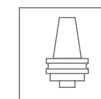
Door Frame & Panel



Joining & Rebating



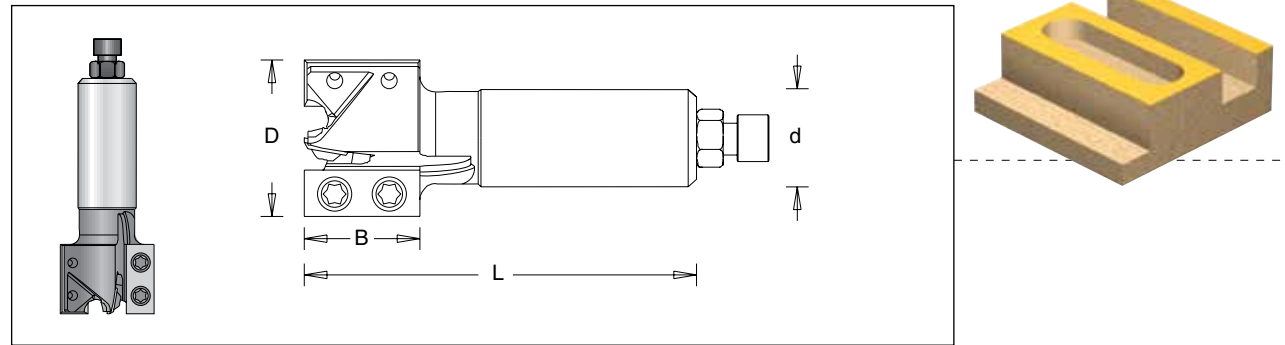
Carving



Clamping Systems & Adapters

### Straight Router Cutter with Scorers

Disposable insert rebating router cutter complete with two flutes and two center tips. Suitable for fast straight penetration into the wood top and the fast removal of the material in either an open or closed pocket in soft wood, hard wood and man-made board. For use on machining centers with CNC control.

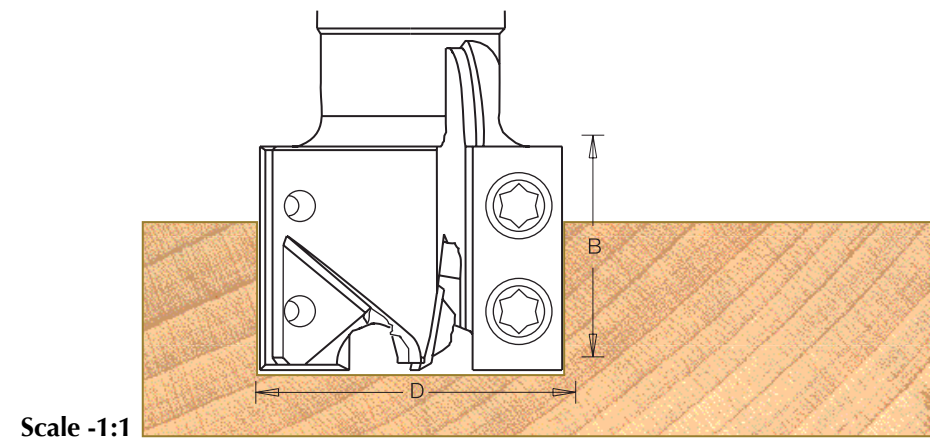


øD	Code No.	B	Z	L	ød	n
40	807331H*	29.5	2+2	100	25x55	18,000
60	807336H**	29.5	2+3	110	25x55	18,000

⚠ Also available with 20 mm diameter shank.

#### Spare Parts:

T.C. Blade	T.C. Blade 2*	T.C. Blade 3**	Torx screw	Torx key
310 723 0 29.5x12x1.5	310 121 2 12x12x1.5	310 122 0 20x12x1.5	193 148 2 M4x5.6	194 101 5 T - 15



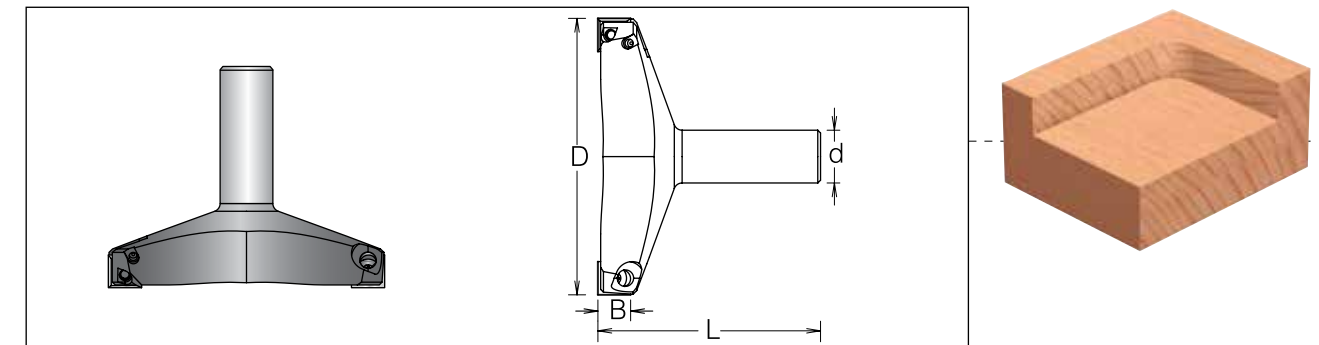
Scale -1:1

**NEW**

### Planing & Rebating Router Cutter Z2

Man-made board, non-penetrating

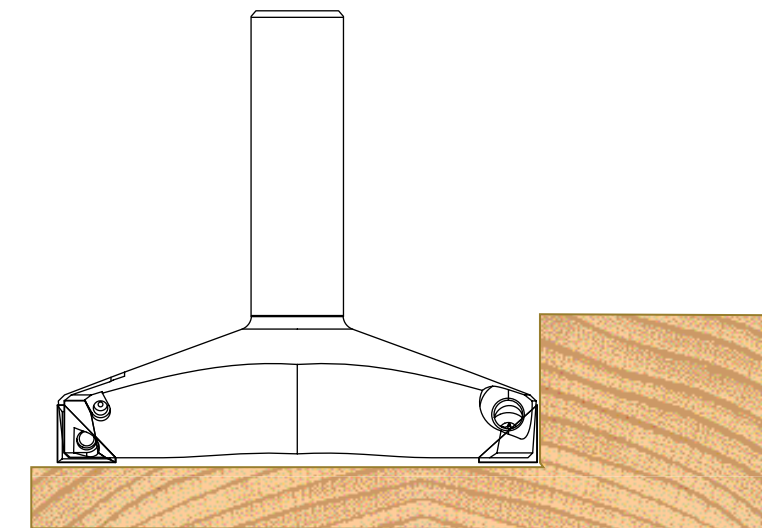
Disposable insert planing and rebating router cutter complete with 2-5 cutting flutes and scorers. Suitable for planing and rebating in soft wood, hard woods and man-made boards. Ideal tool for fast removal of material over a large surface area such as spoil boards on CNC machines. For use on routers and machining centers with CNC control.



øD	Code No.	B	Z	L	ød
38.1	8073713	12.0	2	42.8	6
38.1	8073715	12.0	2	46.2	8
38.1	8073719	12.0	2	55.8	12
63.5	8073419	12.0	2	62.7	12
101.6	8073420	12.0	2	80.0	20

#### Spare Parts:

T.C. Blade	T.C. Blade	Torx screw	Torx screw	Torx Key
360 121 2 12x12x1.5 MDF	310 121 2 12x12x1.5	193 395 0 M4x6	193 354 8 M3.5x4.8	194 101 5 T - 15



Scale -1:1



Grooving & Sizing



Profiling & Chamfering



Door Frame & Panel



Jointing & Rebating



Carving



Clamping Systems & Adapters



Grooving & Sizing



Profiling & Chamfering



Door Frame & Panel



Jointing & Rebating



Carving



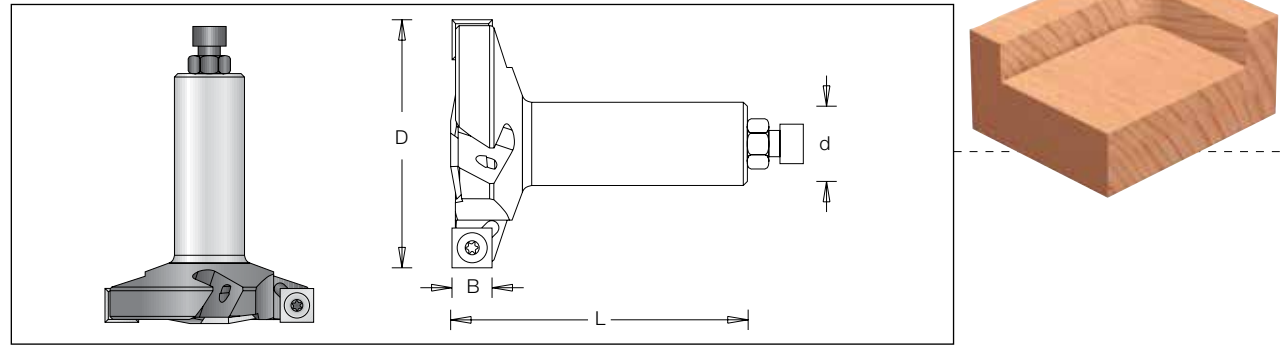
Clamping Systems & Adapters



### Planing & Rebating Router Cutter Z2+2

Solid wood, non-penetrating

Disposable insert planing and rebating router cutter complete with 2-5 cutting flutes and scorers. Suitable for planing and rebating in soft wood, hard woods and man-made boards. Ideal tool for fast removal of material over a large surface area such as spoil boards on CNC machines. For use on routers and machining centers with CNC control.



øD	Code No.	B	Z	L	ød	n
31.8	8073739 <b>NEW</b>	10.5	2+2	57.5	12	28,000
38.1	8073729 <b>NEW</b>	12.0	2+2	57.5	12	28,000
80.0	8073390* <b>NEW</b>	12.0	2+2	90.0	20	14,000
80.0	807340H	12.0	2+2	90.0	25	14,000

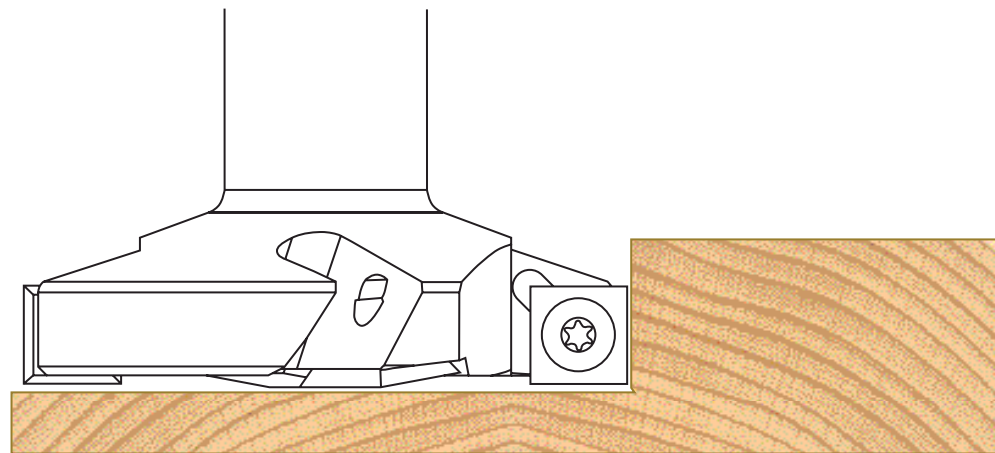
\*For MDF

Spare Parts:

T.C. Blade	T.C. Blade	Torx screw	Torx screw	Torx Key	Torx Key
310 121 2 12x12x1.5	360 121 2 14x14x2	193 395 0 M4x6	193 370 0 M5x6.1	194 101 5 T - 15	194 106 0 T - 20
T.C. Blade 300 059 2 10.5x10.5x1.5	T.C. Blade 300 851 9 10.5x10.5x1.5	Torx screw 193 031 0 M4x5.3	Torx screw 193 148 2 M45x5.6	Torx Key 194 110 0 T - 9	

Code No.	T.C. Blade	Screw
8073739	3000592	1931482
	3008519	1930310
8073729	3008503	1933700
	3601212	1931482
	3008503	1933700
8073390	3601212	1933950
		1930420*
807340H	3008503	1933700
	3101212	1933950
		1930420*

\*Adjustable screw for the shaft



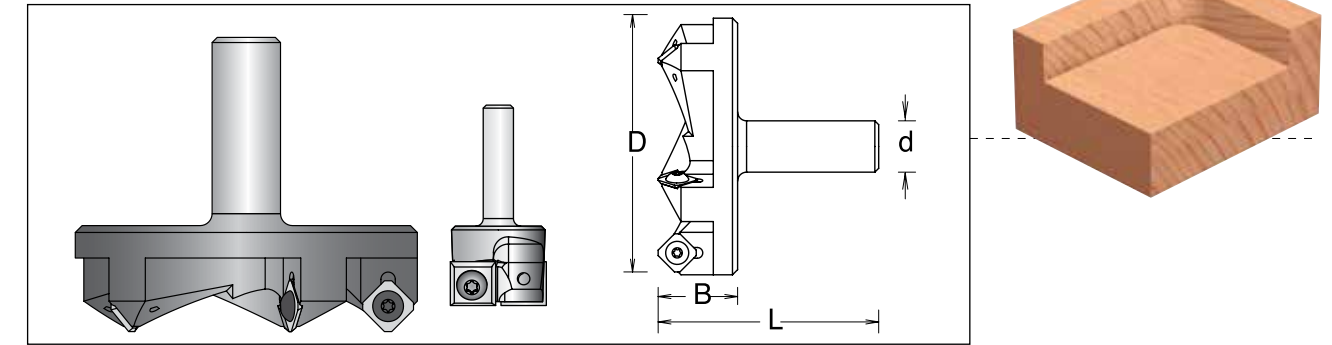
Scale -1:1

### Planing & Rebating Router Cutter

All types of wood, penetrating (6mm)

Disposable insert planing and rebating router cutter complete with 2-5 cutting flutes and scorers. Suitable for planing and rebating in soft wood, hard woods and man-made boards. Ideal tool for fast removal of material over a large surface area such as spoil boards on CNC machines.

**NEW**



øD	Code No.	B	Z	L	ød	n
25.4	8073745	12.0	2	53.0	8.0	28,000
63.0	8073219	21.0	3	66.0	12.0	14,000
97.0	8073800	31.0	5	86.0	20.0	12,000

Spare Parts:

T.C. Blade	T.C. Blade	Torx screw	Torx screw	Torx Key
310 121 2 12x12x1.5 For items 8073745	360 854 4 12x12x1.5 For items 8073219 8073800	193 395 0 M4x6	193 148 2 M5x6.3	194 101 5 T - 15

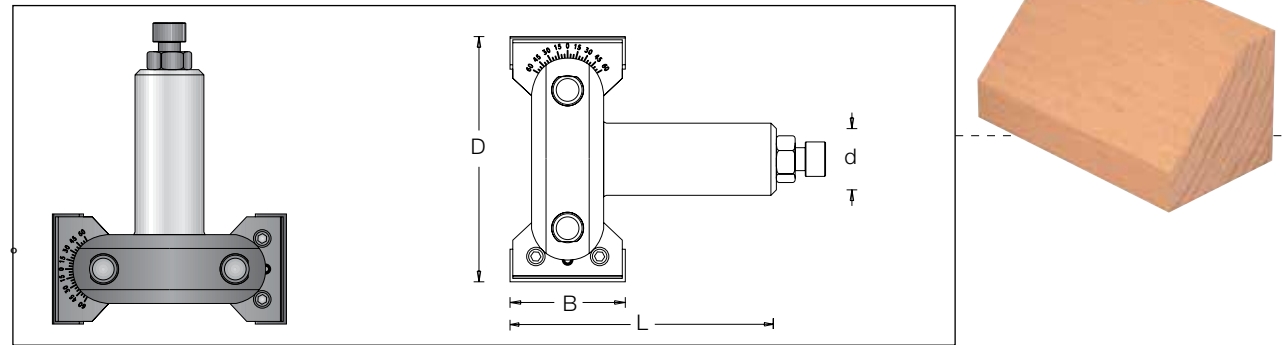
Three family groups available:

- Man-made board, non-penetrating
- Solid wood, non-penetrating
- All types of wood, penetrating (6mm)



### Adjustable Bevel Router Cutter

Disposable insert router cutter complete with two cutting flutes. Suitable for producing chamfer cuts at various angles in softwood, hardwood and man-made board. Cutting angle can be adjusted in 7.5° steps by using a notched scale. Fine adjustment of 1° is also possible. For use on machining centers with CNC control.

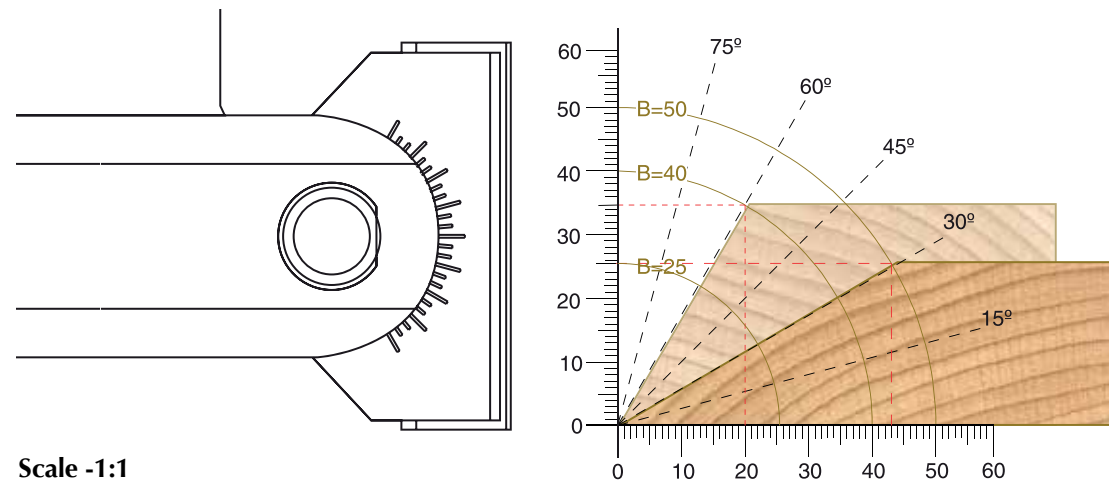
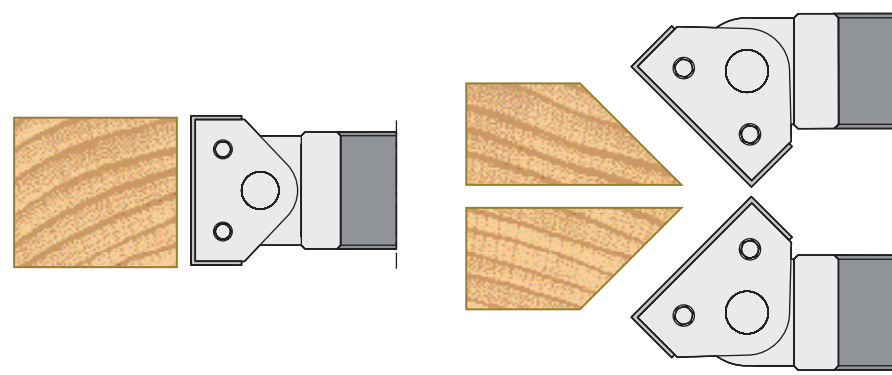


øD	a	Code No.	B	Z	L	ød	n
85	-45° → +90°	8540010	40	2	100	25*	12,000
110	-45° → +90°	854004H	50	2	130	25	10,000

⚠ Fast tuning angle of 7.5° step  
\*Also available with 20 mm diameter shank.

#### Spare Parts:

B=40		B=50	
T.C. Blade	Wedge	T.C. Blade	Wedge
300 052 8	199 082 0	310 125 0	199 925 1
40x12x1.5	L=38	50x12x1.5	L=48
Locking wedge	Allen screw	Allen screw	Allen screw
199 403 1	193 049 4	193 075 2	193 075 2
25x12	M6x8	M5x16	M5x16
Allen key	Allen key	Allen key	Allen key
194 003 5	194 003 6	194 003 5	194 003 6
S-3	S-4	S-3	S-4

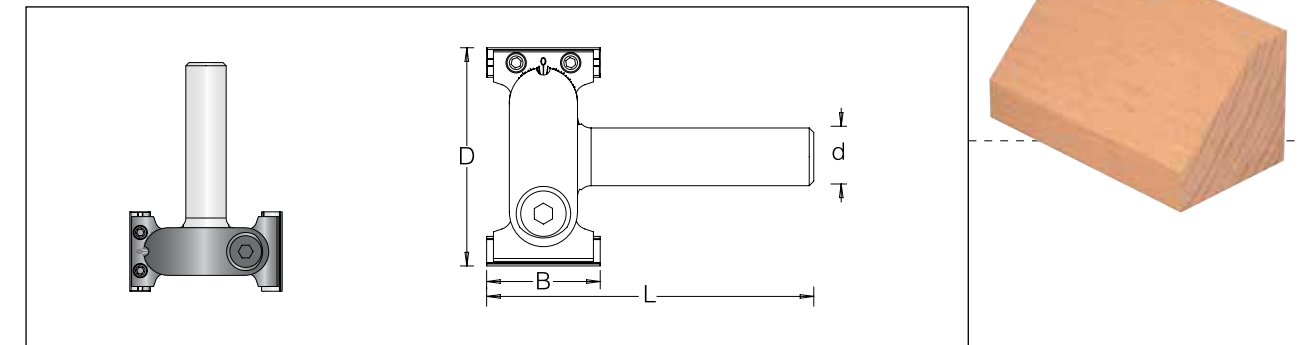


Scale -1:1

### Adjustable Bevel Router Cutter, Mini

**NEW**

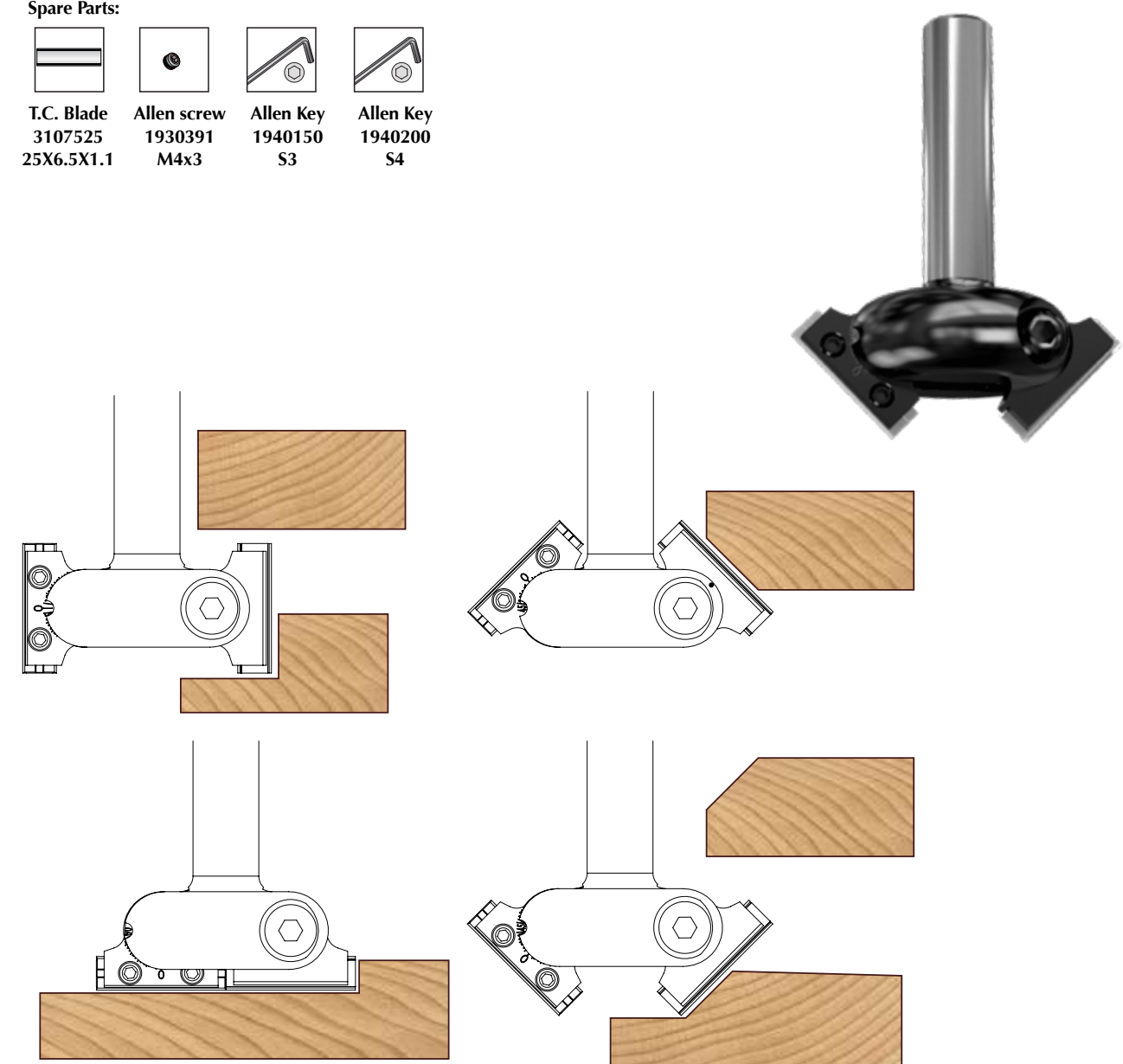
Disposable insert router cutter complete with two cutting flutes. Suitable for producing chamfer cuts at various angles in soft wood, hard wood and man-made boards. Cutting angle can be adjusted in 15° steps by using a notched scale. For use on routers and machining centers with CNC control.



øD	Code No.	B	Z	L	ød	n
50.47	8540029	25.0	2	72	12.0	12,000

#### Spare Parts:

T.C. Blade	Allen screw	Allen Key	Allen Key
3107525	1930391	1940150	1940200
25X6.5X1.1	M4x3	S3	S4



Grooving & Sizing



Profiling & Chamfering



Door Frame & Panel



Jointing & Rebating



Carving



Clamping Systems & Adapters



Grooving & Sizing



Profiling & Chamfering



Door Frame & Panel



Jointing & Rebating



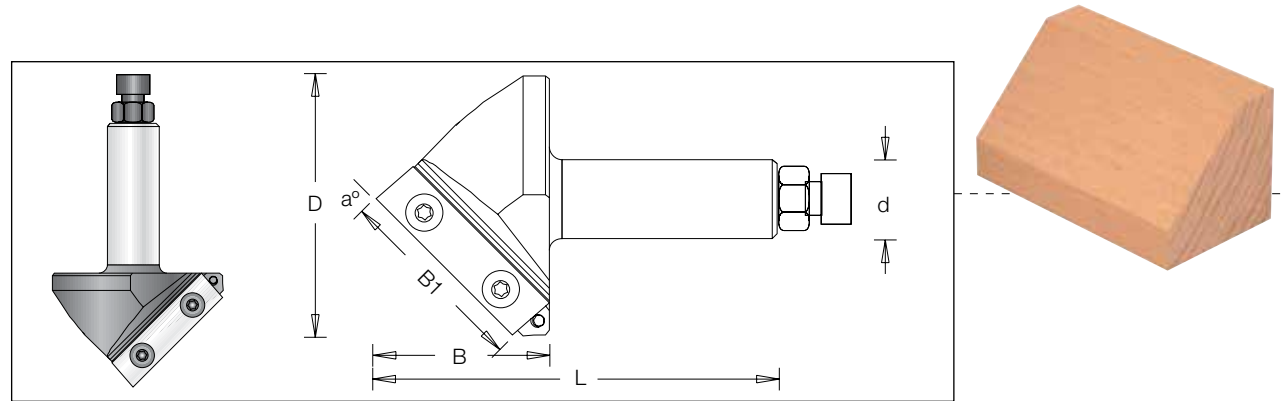
Carving



Clamping Systems & Adapters

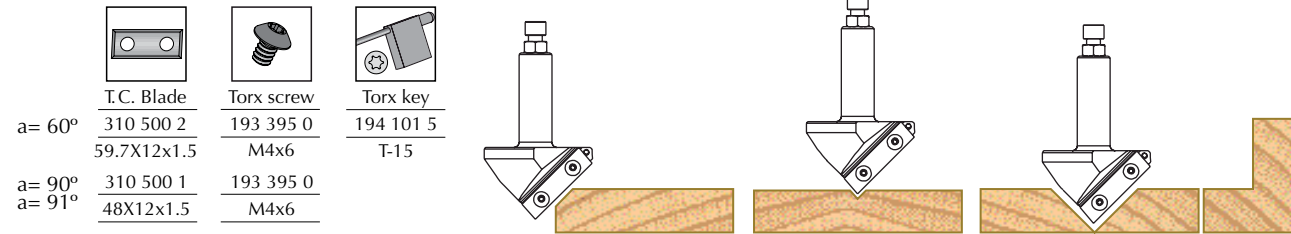
### Insert V- Groove Router Cutter with Locking screw

Disposable insert router complete with one or two cutting flutes designed to miter fold and V groove on solid wood, hard wood and man-made board, to perfect the joint.

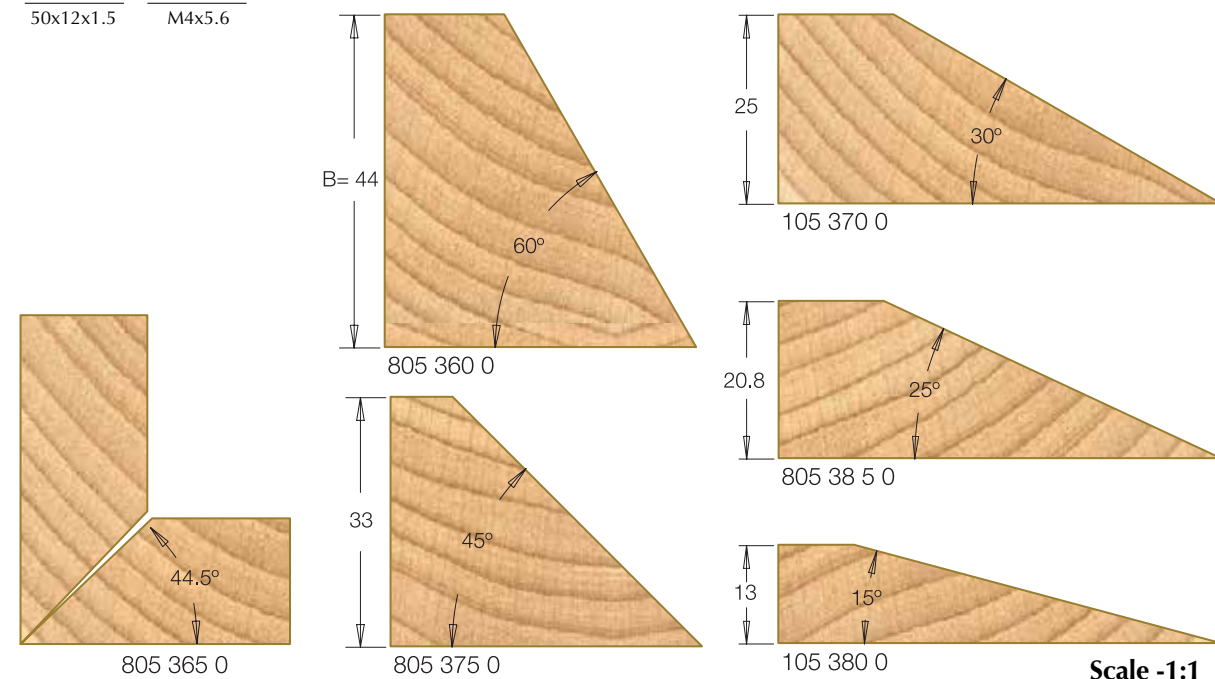


øD	Code No.	a	B	B1	Z	L	ød	n
50.0	8053600	60°	44.6	51.5	1	111	20	18,000
66.0	8053750	90°	33.0	47.0	1	97	20	18,000
67.0	8053650	91°	33.0	47.0	1	97	20	18,000
86.6	1053700	120°	25.0	50.0	2	97.5	20	15,000
90.6	8053850	130°	20.8	50.0	2	98.0	20	12,000
96.6	1053800	150°	13.0	50.0	2	90.3	20	12,000

#### Spare Parts:



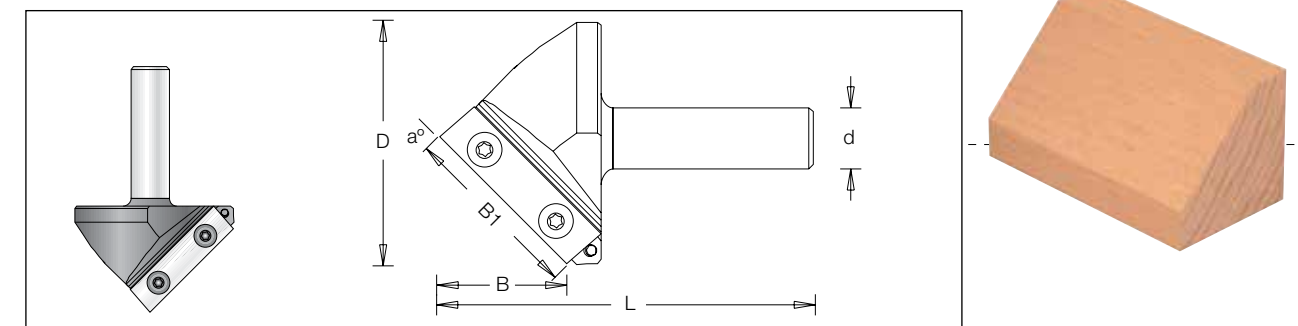
a	T.C. Blade	Torx screw	Torx key
a= 60°	310 500 2 59.7x12x1.5	193 395 0 M4x6	194 101 5 T-15
a= 90°	310 500 1 48x12x1.5	193 395 0 M4x6	
a= 91°	48x12x1.5	M4x6	
a= 120°	310 500 4 50x12x1.5	193 148 2 M4x5.6	
a= 130°	310 500 4 50x12x1.5	193 148 2 M4x5.6	
a= 150	310 500 4 50x12x1.5	193 148 2 M4x5.6	



Scale -1:1

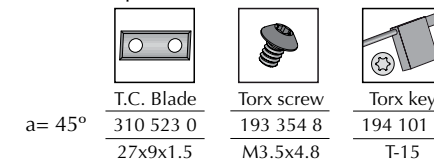
### Insert V- Groove Router Cutter

Disposable insert router complete with one or two cutting flutes designed to engrave on solid wood, hard wood and man-made board.

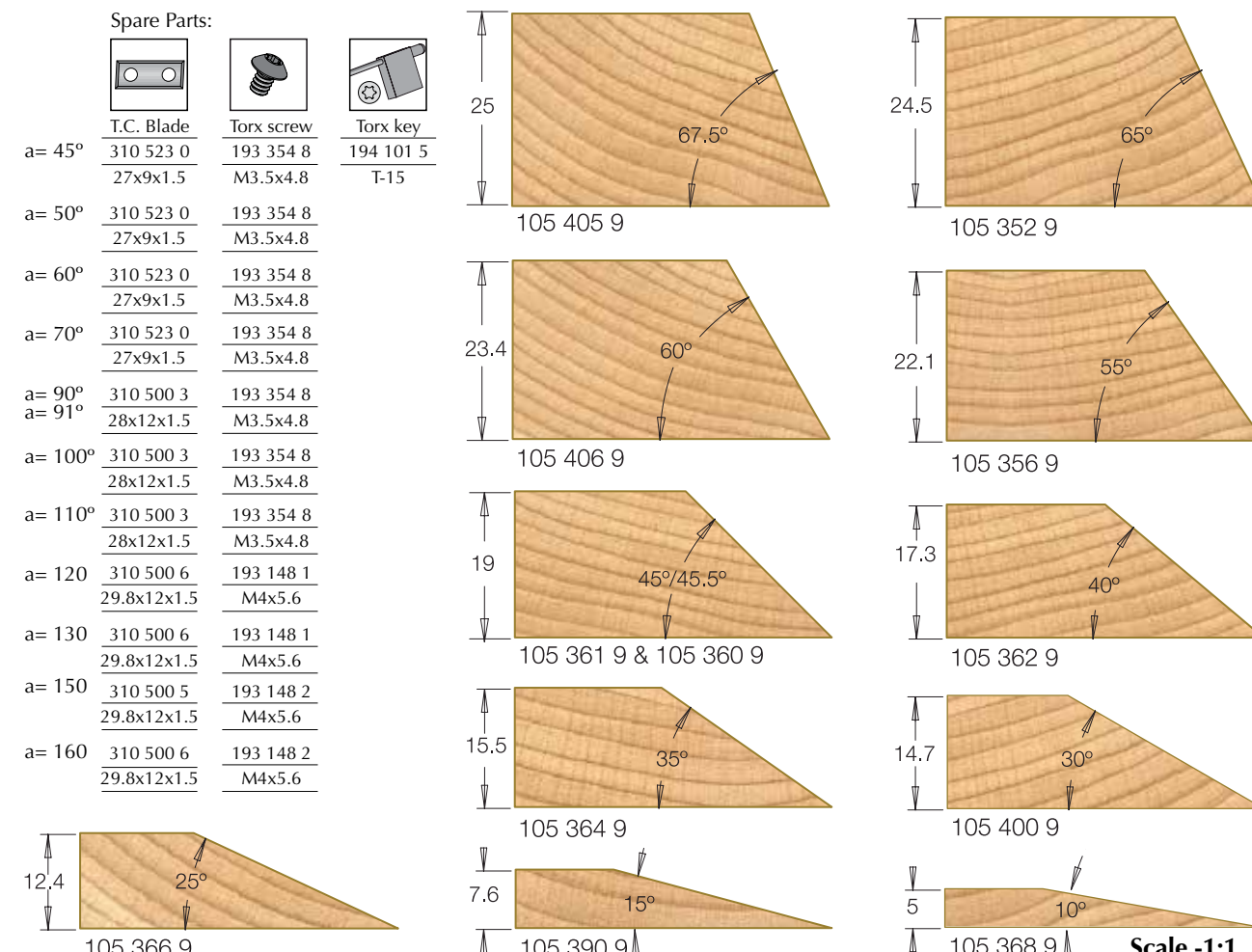


øD	Code No.	a	B	B1	L	Z	ød	n
20.8	1054059	45°	25.0	27.0	60.3	1	12	18,000
22.8	1053529	50°	24.5	27.0	65.0	1	12	18,000
26.0	1054069	60°	23.4	27.0	60.4	1	12	18,000
31.0	1053569	70°	22.1	27.0	66.0	1	12	18,000
38.4	1053619	90°	19.0	27.0	76.5	1	12	18,000
38.4	1053609	91°	19.0	27.0	76.5	1	12	18,000
41.2	1053629	100°	17.3	27.0	81.0	1	12	18,000
44.2	1053649	110°	15.5	27.0	81.0	1	12	18,000
51.6	1054009	120°	14.7	29.8	77.7	2	12	18,000
54.0	1053669	130°	12.7	29.8	77.0	2	12	18,000
57.6	1053909	150°	7.6	29.5	75.0	2	12	18,000
58.7	1053689	160°	5.0	29.8	70.7	2	12	18,000

#### Spare Parts:



a	T.C. Blade	Torx screw	Torx key
a= 45°	310 523 0 27x9x1.5	193 354 8 M3.5x4.8	194 101 5 T-15
a= 50°	310 523 0 27x9x1.5	193 354 8 M3.5x4.8	
a= 60°	310 523 0 27x9x1.5	193 354 8 M3.5x4.8	
a= 70°	310 523 0 27x9x1.5	193 354 8 M3.5x4.8	
a= 90°	310 500 3 28x12x1.5	193 354 8 M3.5x4.8	
a= 91°	28x12x1.5	M3.5x4.8	
a= 100°	310 500 3 28x12x1.5	193 354 8 M3.5x4.8	
a= 110°	310 500 3 28x12x1.5	193 354 8 M3.5x4.8	
a= 120	310 500 6 29.8x12x1.5	193 148 1 M4x5.6	
a= 130	310 500 6 29.8x12x1.5	193 148 1 M4x5.6	
a= 150	310 500 5 29.8x12x1.5	193 148 2 M4x5.6	
a= 160	310 500 6 29.8x12x1.5	193 148 2 M4x5.6	



Scale -1:1



Grooving & Sizing



Profiling & Chamfering



Door Frame & Panel



Jointing & Rebating



Carving



Clamping Systems & Adapters



Grooving & Sizing



Profiling & Chamfering



Door Frame & Panel



Jointing & Rebating



Carving

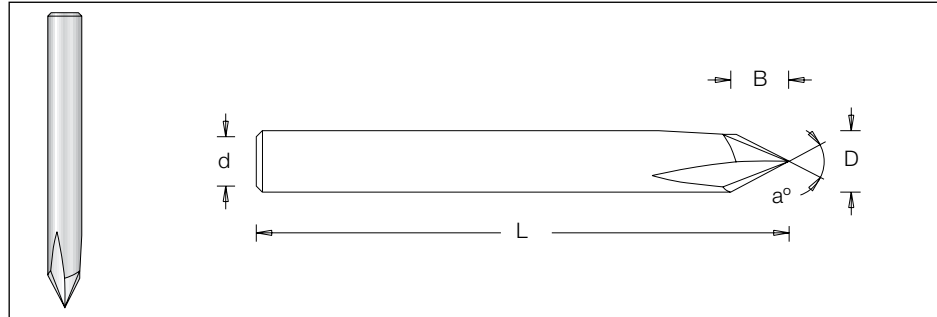


Clamping Systems & Adapters



### Solid Carbide Grooving & Engraving

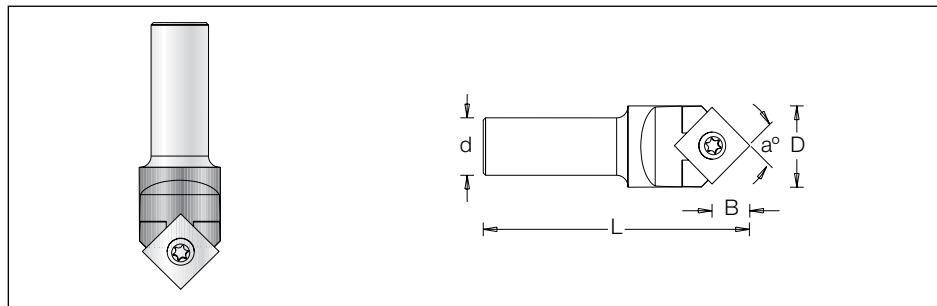
Solid tungsten carbide router cutter complete with three flutes. Suitable for producing v-grooves in soft wood, hard wood or man-made board. Specially designed for engraving and sign writing. For use on routers and machining centers with or without CNC control.



øD	a	Code No.	B	L	ød	n
8	60°	so1053155	7	70	8	35,000

### Grooving & Engraving Router Cutter

Disposable insert router with one cutting flute designed for engraving on solid wood, Hard wood and man-made board.



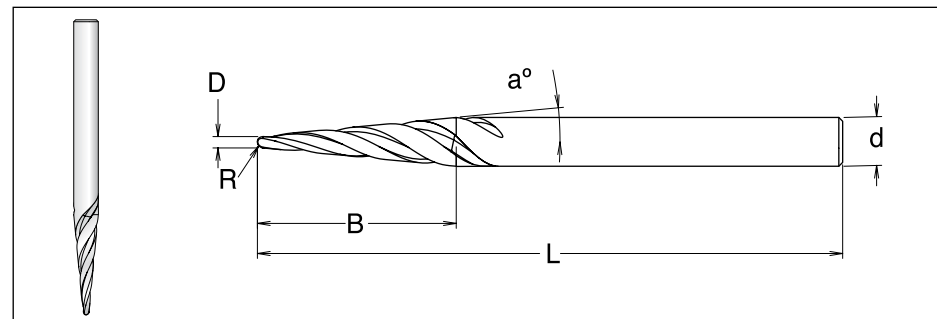
øD	a	Code No.	B	L	ød	n
17	90°	1053509	8.4	59	12	35,000

Spare Parts:

T.C. Blade	Torx screw	Torx key
#310 121 2	#193 364 8	#194 101 5
12X12X1.5	M3.5x4.8	T15

### Spiral Taper Ball nose For Plastic , MDF & Non Ferrous Metals.

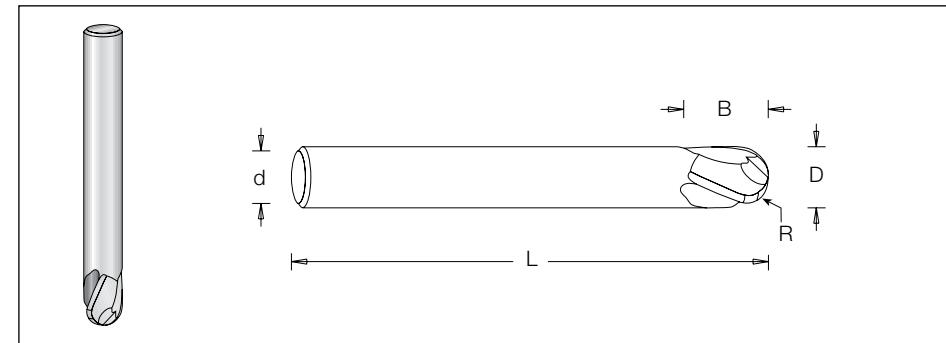
**NEW**



øD	Code No.	B	a°	R	Z	L	ød	n
1.6	SOT1060204	25.4	5.4°	0.8	2	76.2	6.35	35,000
3.2	SOT1060214	12.7	7°	1.6	3	76.2	6.35	35,000
3.2	SOT1060224	25.4	3.6°	1.6	3	76.2	6.35	35,000
3.2	SOT1060234	38.1	1°	1.6	3	76.2	6.35	35,000
6.35	SOT1060248	25.4	7°	3.2	4	101.6	12.7	35,000
6.35	SOT1060258	50.8	3°	3.2	4	101.6	12.7	35,000

### Solid Carbide Radius Grooving

Solid tungsten carbide router cutter complete with three flutes. Suitable for producing radial grooves in soft wood, hard wood or man-made board. Specially designed for engraving and sign writing. For use on routers and machining centers with or without CNC control.

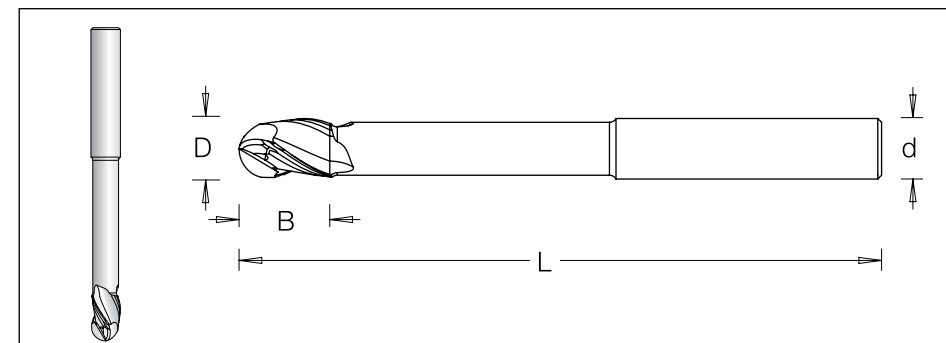


øD	R	Code No.	B	Flute	L	ød	n
3	1.5	so106303z*	3	2	60	3	35,000
6	3	so1063043	9	3	60	6	35,000
8	4	so1063085	11	3	70	8	35,000
10	5	so1063097	13	3	80	10	35,000

### Ball Nose End Mill

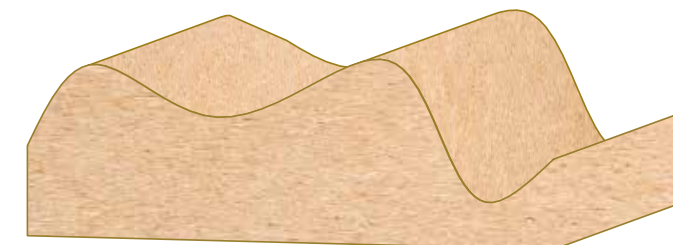
Solid tungsten carbide router suitable for round corners, edges, pockets and 3D curving. For use in all types of materials such as MDF, plastics and aluminum. All tools made with neck clearance for deep cuts.

**NEW**



øD	Code No.	B	Z	L	ød
6.0	SO1063763	9.0	3	80.0	6
8.0	SO1063775	12.0	3	85.0	8
10.0	SO1063787	15.0	3	100.0	10
12.0	SO1063799	16.0	3	100.0	12

øD	Uncoated	B	Z	L	ød
6.35	73034064	9.52	3	76.0	6.35
7.95	7303407Z	12.7	3	88.9	7.94
9.52	73034086	15.87	3	101.6	9.52
12.7	73034098	19.05	3	127	12.7



Grooving & Sizing



Profiling & Chamfering



Door Frame & Panel



Joining & Rebating



Carving



Clamping Systems & Adapters



Grooving & Sizing



Profiling & Chamfering



Door Frame & Panel



Joining & Rebating



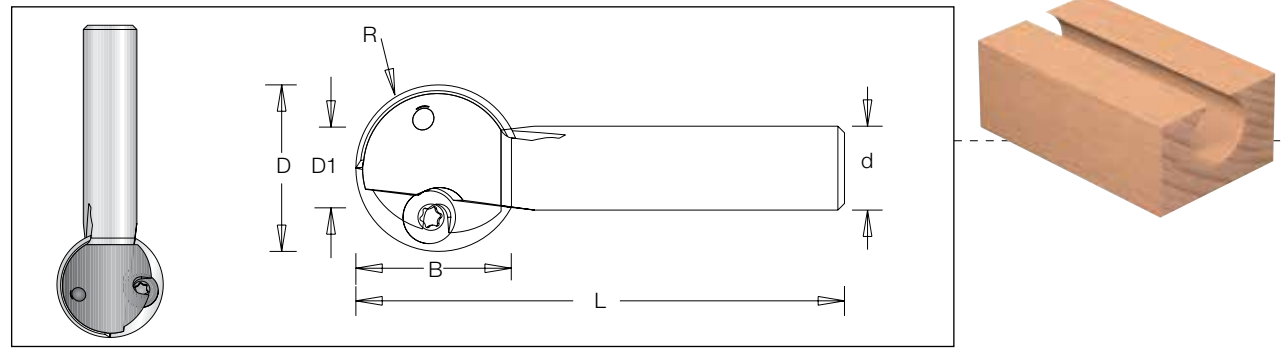
Carving



Clamping Systems & Adapters

### Ball Groovers Router Cutter

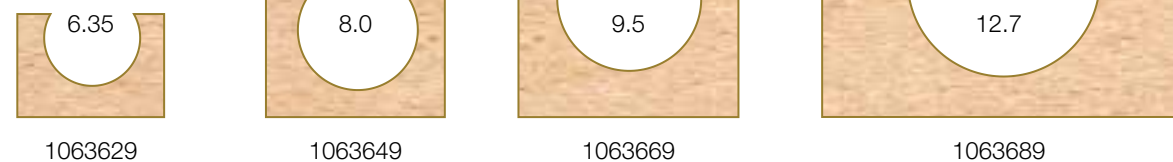
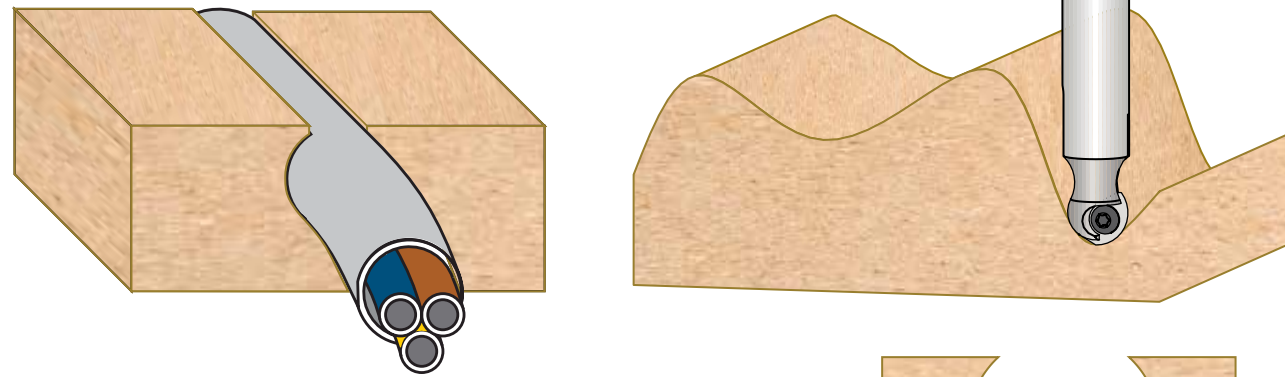
Disposable insert router with one or two cutting flutes, suitable for light CNC and manual routing applications. Designed for 3D carving, milling and routing of electrical wire installation slots.



øD	D1	R	Code No.	B	Z	L	ød	n
12.7	10.3	6.35	1063629 ■	10.3	1	66.7	12	18,000
16.0	13.3	8.0	1063649 ■	14.0	2	70.0	12	18,000
19.0	15.0	9.5	1063669 ■	17.0	2	66.7	12	18,000
25.4	17.0	12.7	1063689 ■	23.8	2	74.0	12	18,000

Spare Parts:

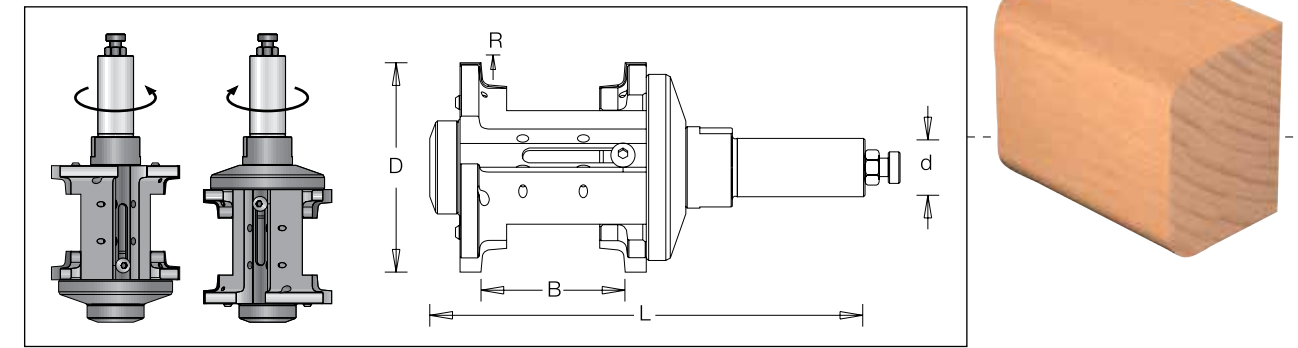
R=	T.C. Blade	Torx screw	Torx key
6.35	310 650 1	193 400 0 M3x4	194 111 0 T-9
8.0	310 650 2	193 354 8 M3.5x4.8	193 111 5 T-15
9.5	310 650 3	193 400 0 M3x4	193 110 0 T-9
12.7	310 650 4	193 148 2 M4x5.6	194 101 5 T-15



1063629      1063649      1063669      1063689  
Scale -1:1

### Rounding & Chamfering Router Cutter Set

Disposable insert router cutter suitable for rounding over and/or chamfering various thicknesses of soft wood, hard wood or man-made board. Allows continuous adjustment with a scale accuracy of 0.5mm. Can be adjusted for working in a left or right rotational direction. For use on routers and machining centers with CNC control.

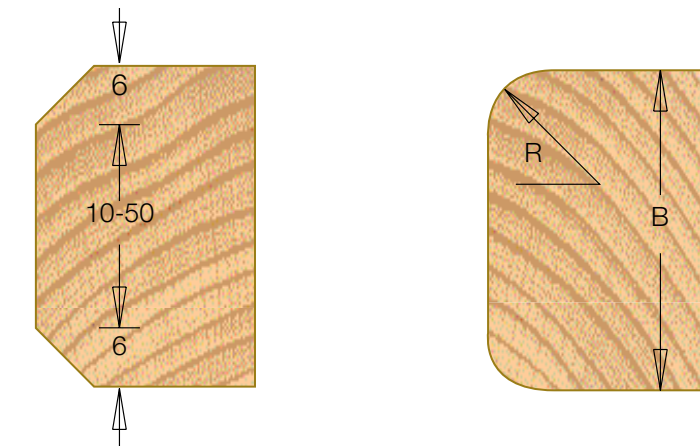


øD	R/a	Code No.	B	Z	L	ød	n
90	3	852413H ■	18-58	2+2+2	186	25x55	10,000
	4	852414H ■	18-58	2+2+2	186	25x55	10,000
	5	852415H ■	18-58	2+2+2	186	25x55	10,000
	6	852416H ■	18-58	2+2+2	186	25x55	10,000
	8	852418H ■	20-60	2+2+2	186	25x55	10,000
	10	852420H ■	22-62	2+2+2	186	25x55	10,000
	45°	852421H ■	12-62	2+2+2	186	25x55	10,000
Set No.	3-10 & 45°	852410H ■		2+2+2			

⚠ No shims needed to adjust.  
Also available with 20mm diameter shank.

Spare parts:

	T.C. Blade Top	T.C. Blade Bottom	T.C. Blade	Torx screw	Arbor	Allen screw	Allen screw	Allen key	Torx key
R3	#310 896 3	#310 896 3L	#300 053 1 60x12x1.5	#193 395 0 M4x6	190 810 H L=186	193 608 0 M5x20	193 076 0 M6x12	194 003 6 S4	194 101 5 T15
R4	#310 896 4	#310 896 4L							
R5	#310 896 5	#310 896 5L							
R6	#310 896 6	#310 896 6L							
R8	#310 896 8	#310 896 8L							
R10	#310 897 0	#310 897 0L							
45°	#310 300 1	#310 300 1L							

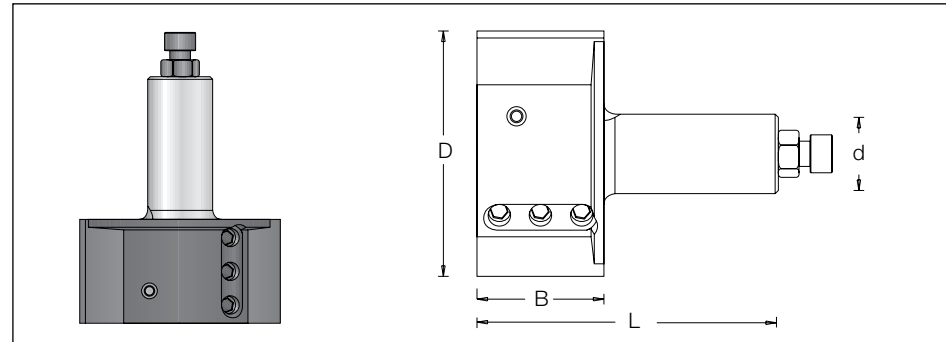


Scale -1:1



### Multi Profile & Rebating Router Cutter

Disposable insert profile router cutter with two cutting flutes. Suitable for profiling in softwoods, hardwoods and man-made boards (with or without coating). Tool will be supplied with special inserts and backing plates ground to the customer's own specification. For use on routers and machining centres with CNC control.



øD	Code No.	B	Z	L	ød	n
80	8560020 ■	40	2	100	25	18,000

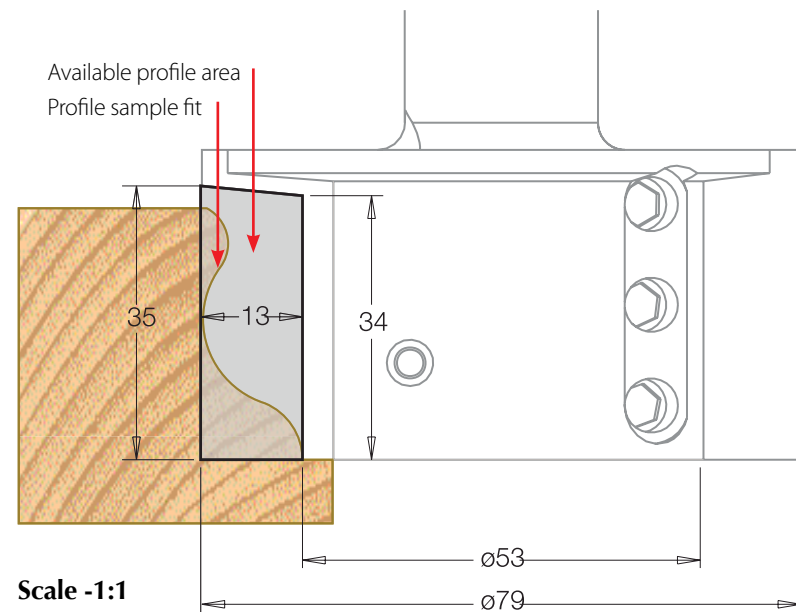
⚠ Also available with 20mm diameter shank.

**Spare Parts:**

Special profile 305 650 1	Wedge 199 022 0 40x13.5x8	Supporting plate 199 110 0 40x26x4	Allen screw 193 040 0 M8x10	Allen key 194 015 0 S-4

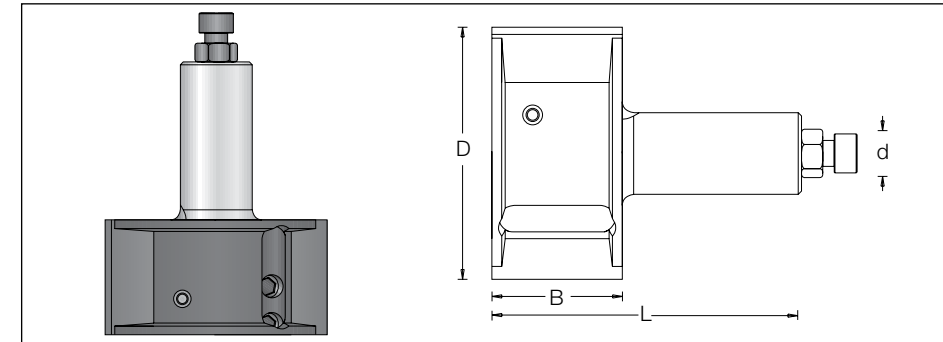
The router will be supplied with knives ground according to customer specifications that fit into the marked area below.

For each new profile, two supporting plates must be ordered.



### Multi Profile Router Cutter for side- cut operations

Disposable insert profile router cutter with two cutting flutes. Suitable for profiling in softwoods, hardwoods and man-made boards (with or without coating). Tool will be supplied with special inserts and backing plates ground to the customer's own specification. For use on routers and machining centres with CNC control.



øD	Code No.	B	Z	L	ød	n
80	8560010 ■	40	2	100	25	18,000

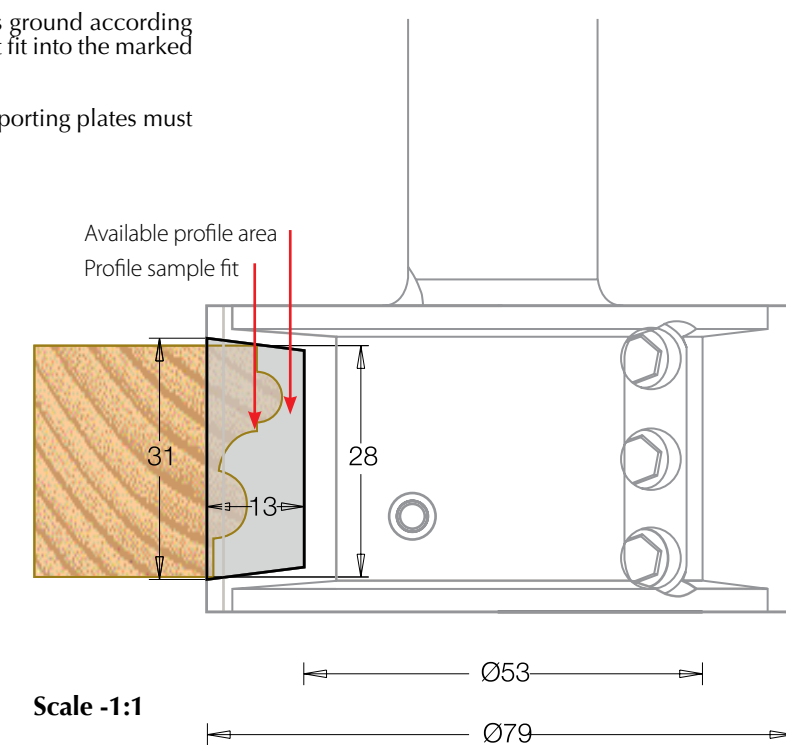
⚠ Also available with 20mm diameter shank.

**Spare Parts:**

Special profile 199 022 0 40x15.5x8	Wedge 199 110 0 40x26x4	Supporting plate 193 026 6 M8x10	Allen screw 194 015 0 S4	

Router is supplied with knives ground according to customer specifications that fit into the marked area shown below.

For each new profile, two supporting plates must be ordered.





### Professional CNC Kit- The ideal tools kit for cabinet doors fronts

**NEW**

Allows versatile solutions for CNC operations such as nesting, rebating, grooving and profiling.

Code No.	øD	Code No.	Description	B	Z	L	ød
	6	1071109	Rocket 1.0 Nesting tool	21	3	73	12
	12	1748609	Spiral estion too Up/ Down	32	3	80	12
	63	8073219	Planing & Rebating Router Cutter	21	3	66	12
	-	1941015	Screw Key T15	-	-	-	-
75005	-	3185101	Insert for Round Over Point Cutter R=1/8"	-	-	-	-
	-	3185102	Insert for Round Over Point Cutter R=3/16"	-	-	-	-
	-	3185103	Insert for Round Over Point Cutter R=1/4"	-	-	-	-
	-	3185104	Insert for Round Over Point Cutter R=5/16"	-	-	-	-
	-	3185105	Insert for Round Over Point Cutter R=3/8"	-	-	-	-
	-	3185109	Insert for Round Over Point Cutter a=90°	-	-	-	-
	-	3185110	Insert for Round Over Point Cutter a=60°	-	-	-	-
	-	G1853X19	Zero Point Cutter holder	-	-	-	-



### CNC Multi Profile Router Bits for Cabinet Doors



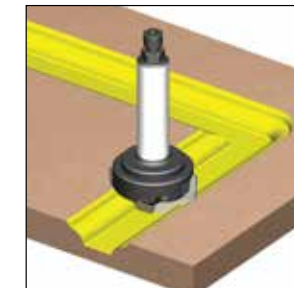
Three types of knife holders in numerous combinations allow you to achieve a wide variety of frame and door panel profiles using natural timber as well as MDF.

Custom-made profile cutters are also available.

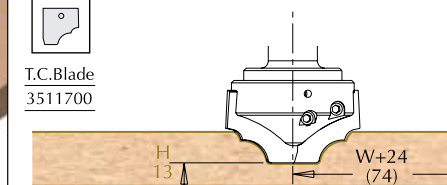
Creating more complex profiles may require the use of additional tools or involve making several passes to complete the profile.

An efficient solution is to divide complex profiles into partial profiles, that can be assembled inline using replaceable knife holders, and ready to be coated, painted or veneered.

#### 1. First Pass



Code No.	øD	B	L	ød
8080310	56	25	109	20



#### VIOLA Door

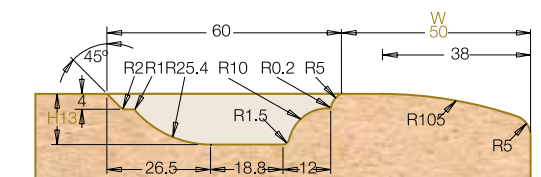
W = width of the frame.

H = maximum depth of the frame.

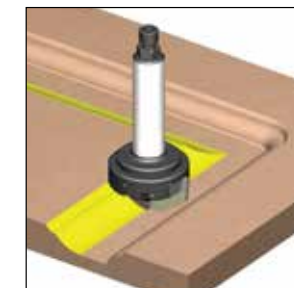
In the example:

W = 50 and H = 13

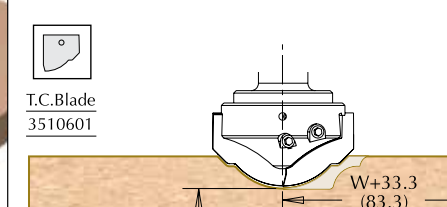

Any change in the dimensions of the frame width and depth should be made according to the formula given in each tool drawing.



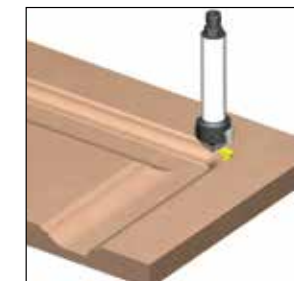
#### 2. Second Pass



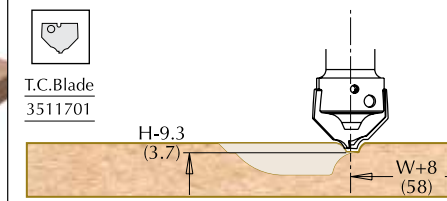
Code No.	øD	B	L	ød
8080320	56	25	109	20



#### 3. Third Pass




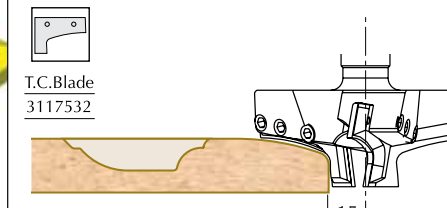
Code No.	øD	B	L	ød
8080630	32	24	109	20



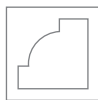
#### 4. Edge Sizing & Profiling Pass



Code No.	øD	B	L	ød
8171230	106	20	99.5	20



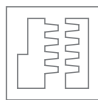
Grooving & Sizing



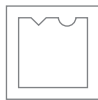
Profiling & Chamfering



Door Frame & Panel



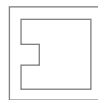
Jointing & Rebating



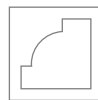
Carving



Clamping Systems & Adapters



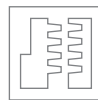
Grooving & Sizing



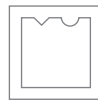
Profiling & Chamfering



Door Frame & Panel



Jointing & Rebating



Carving



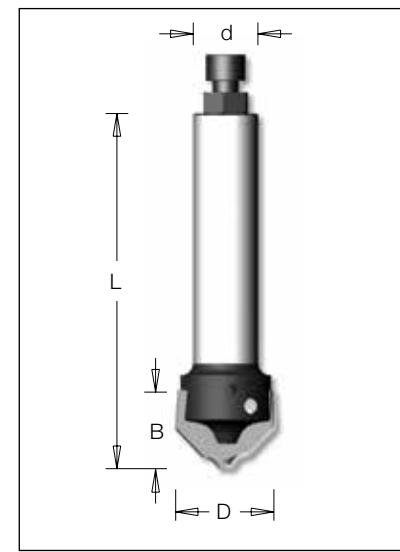
Clamping Systems & Adapters



### Three Styles of Universal Replaceable Knife Holders.

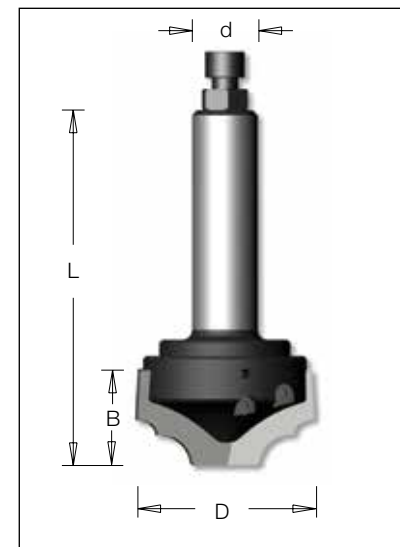
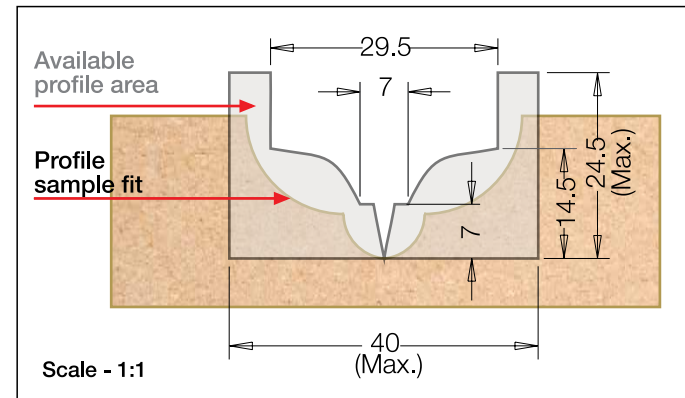
With the following grinding envelope, it can be determined, which part of the profile can be made by what tool. Tool diameter, profile symmetry and the overlap should also be taken into consideration of how to divide the profile.

Special knives require a minimum quantity order. Assembled tool with special knife, will have a different catalog number.



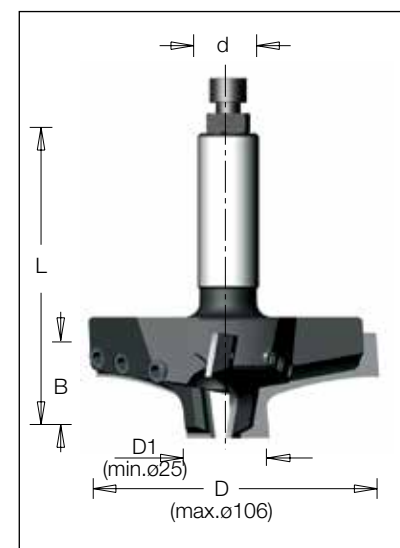
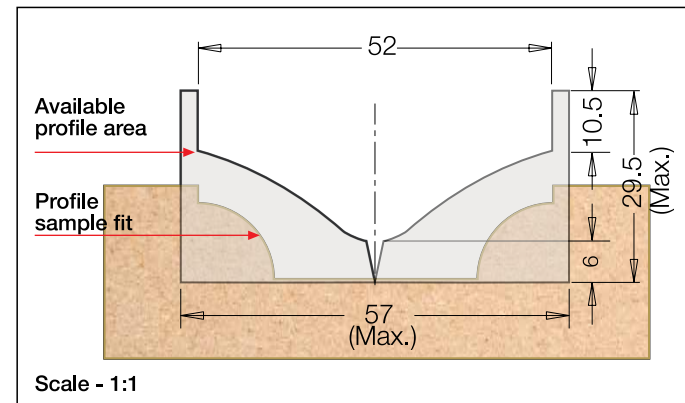
Code No.	øD	B	Z	L	ød
8080110	40	24.5	2	109	20

⚠ Also available with 25mm diameter shank.



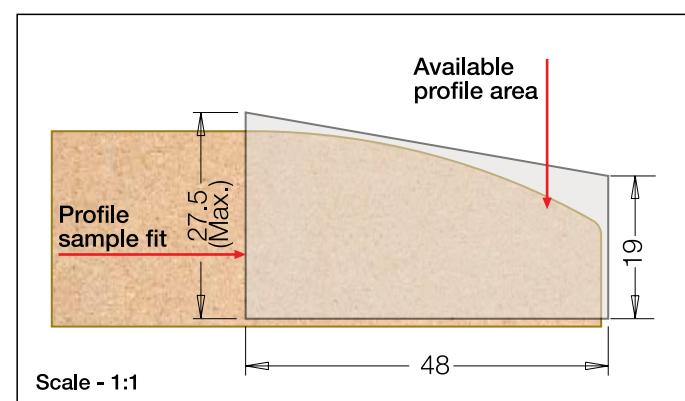
Code No.	øD	B	Z	L	ød
8080350	57	29.5	2	109	20

⚠ Also available with 25mm diameter shank.



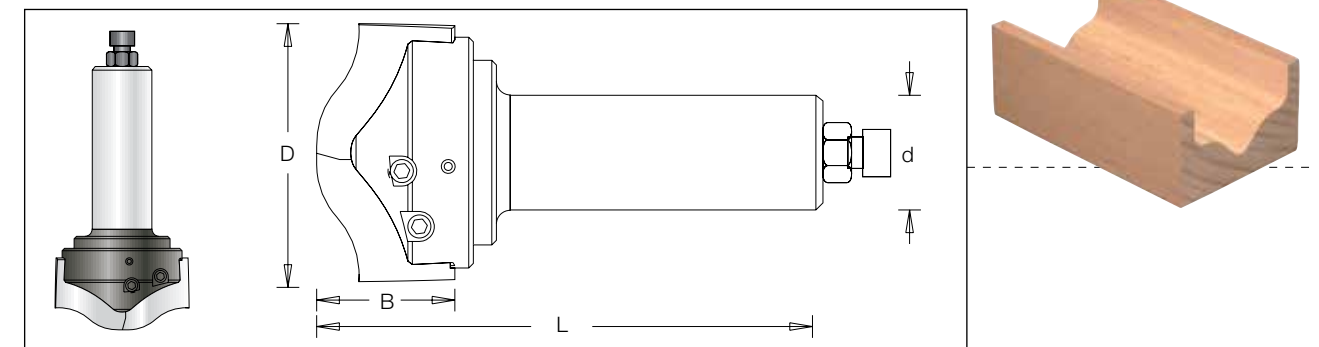
Code No.	øD	øD1	B	Z	L	ød
8171x30	106	25	27.5	3	99.5	20

⚠ Also available with 25mm diameter shank.



### Multi-Face Profile Router Cutter, Big

Disposable insert profile router cutter with two tungsten carbide cutting flutes. Suitable for profiling in softwoods, hardwoods and man-made boards. Tool will be supplied with standard inserts or special inserts ground to the customer's own specification. For use on routers and machining centres with CNC control.

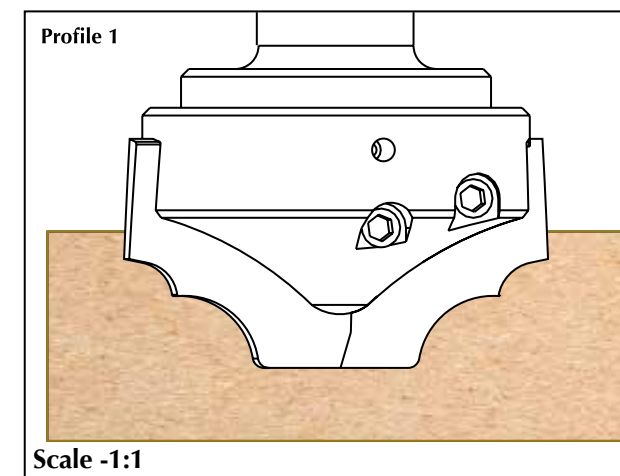
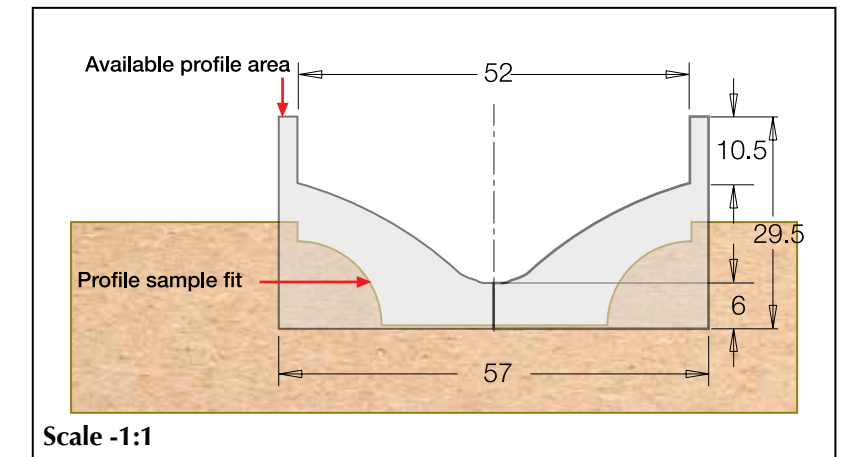


øD	Code No.	B	Profile	Z	L	d	n
56	808035H	29.5	Customer design	2	109	25	14,000
	8080310	25.0	1	2	109	20	14,000
	8080320	25.0	2	2	109	20	14,000

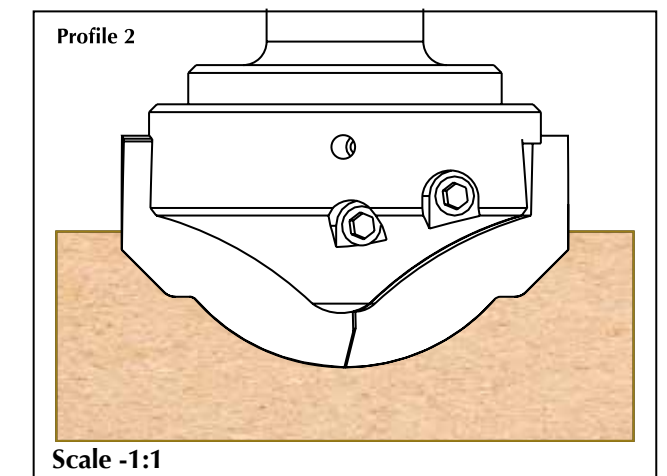
⚠ Also available with 20/25mm diameter shank.

#### Spare Parts:

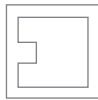
Profile	I.C. Blade	Allen screw	Allen key
Profile 1	351 170 0 29x30x2.5	#193 049 5 M6x10	#194 003 5 S3
Profile 2	351 060 1 29.5x30x2.5		



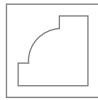
Scale - 1:1



Scale - 1:1



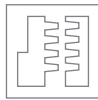
Grooving & Sizing



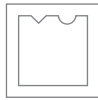
Profiling & Chamfering



Door Frame & Panel



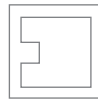
Jointing & Rebating



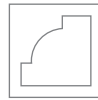
Carving



Clamping Systems & Adapters



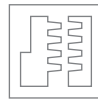
Grooving & Sizing



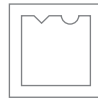
Profiling & Chamfering



Door Frame & Panel



Jointing & Rebating



Carving

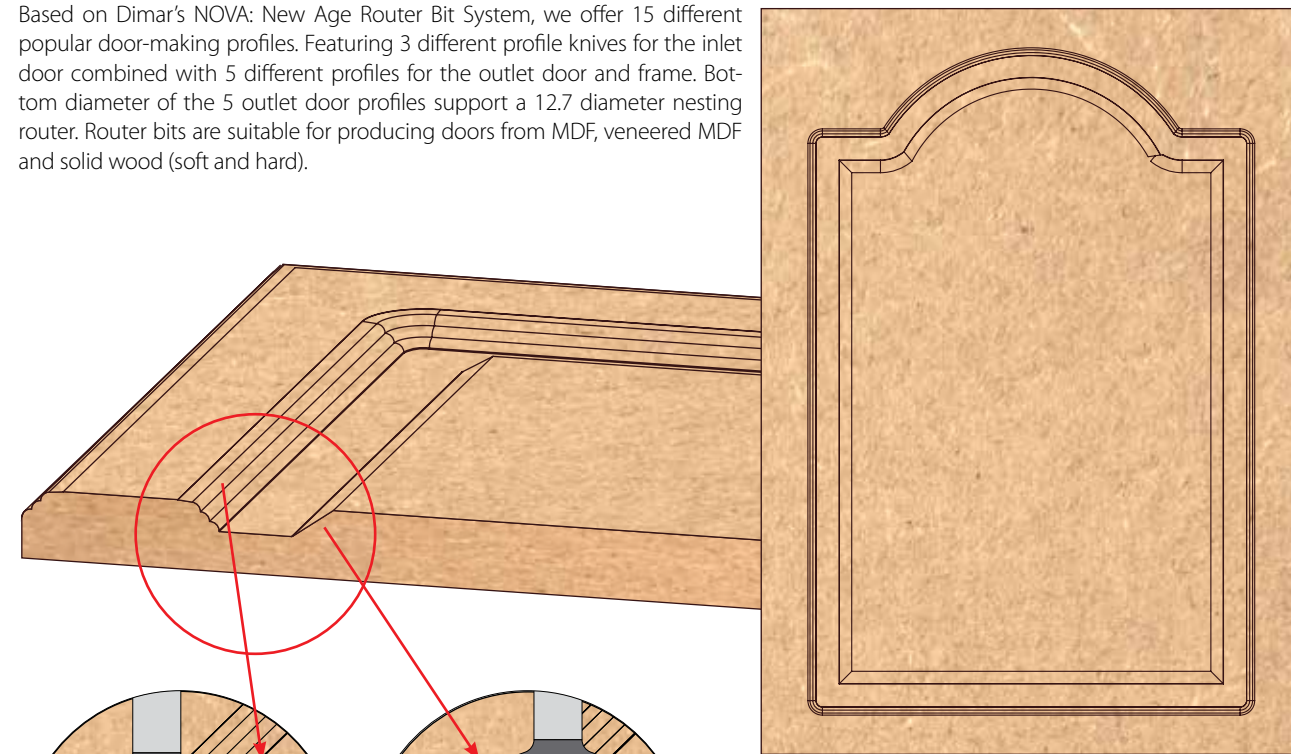


Clamping Systems & Adapters

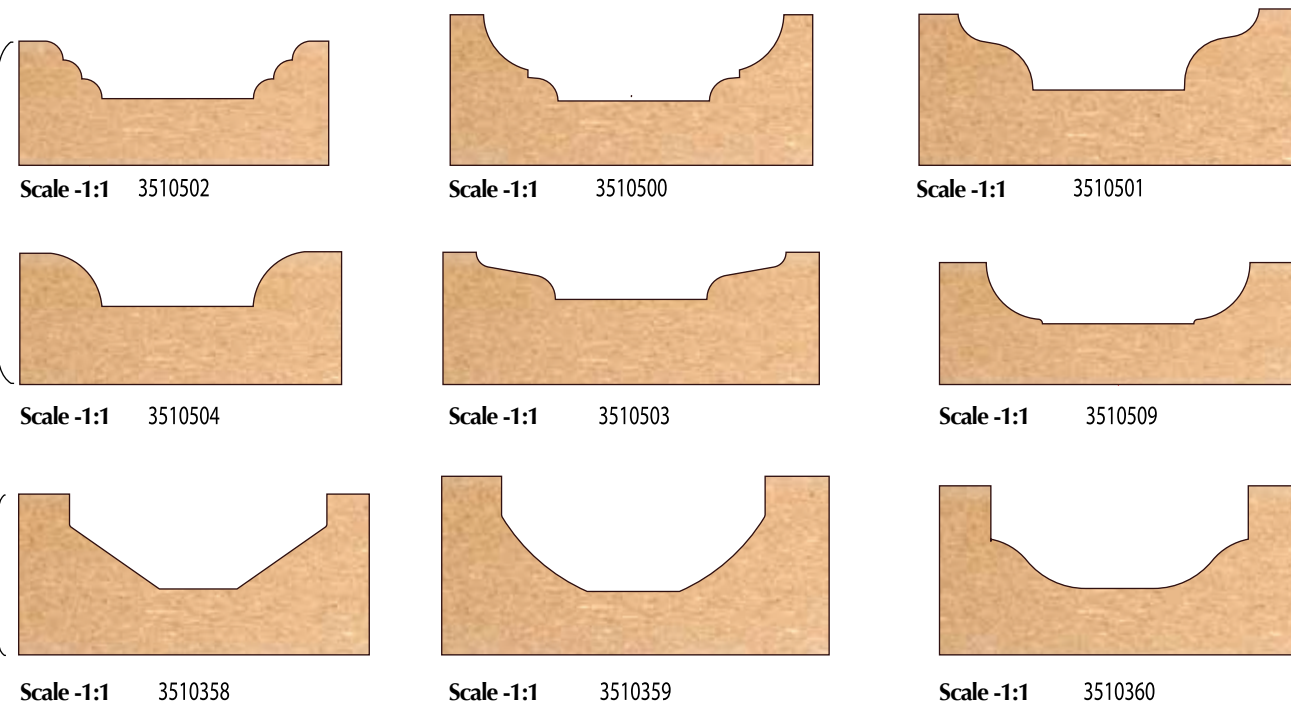
### CNC Multi-Profile Router Bits for Cabinet Doors

**NEW**

Based on Dimar's NOVA: New Age Router Bit System, we offer 15 different popular door-making profiles. Featuring 3 different profile knives for the inlet door combined with 5 different profiles for the outlet door and frame. Bottom diameter of the 5 outlet door profiles support a 12.7 diameter nesting router. Router bits are suitable for producing doors from MDF, veneered MDF and solid wood (soft and hard).

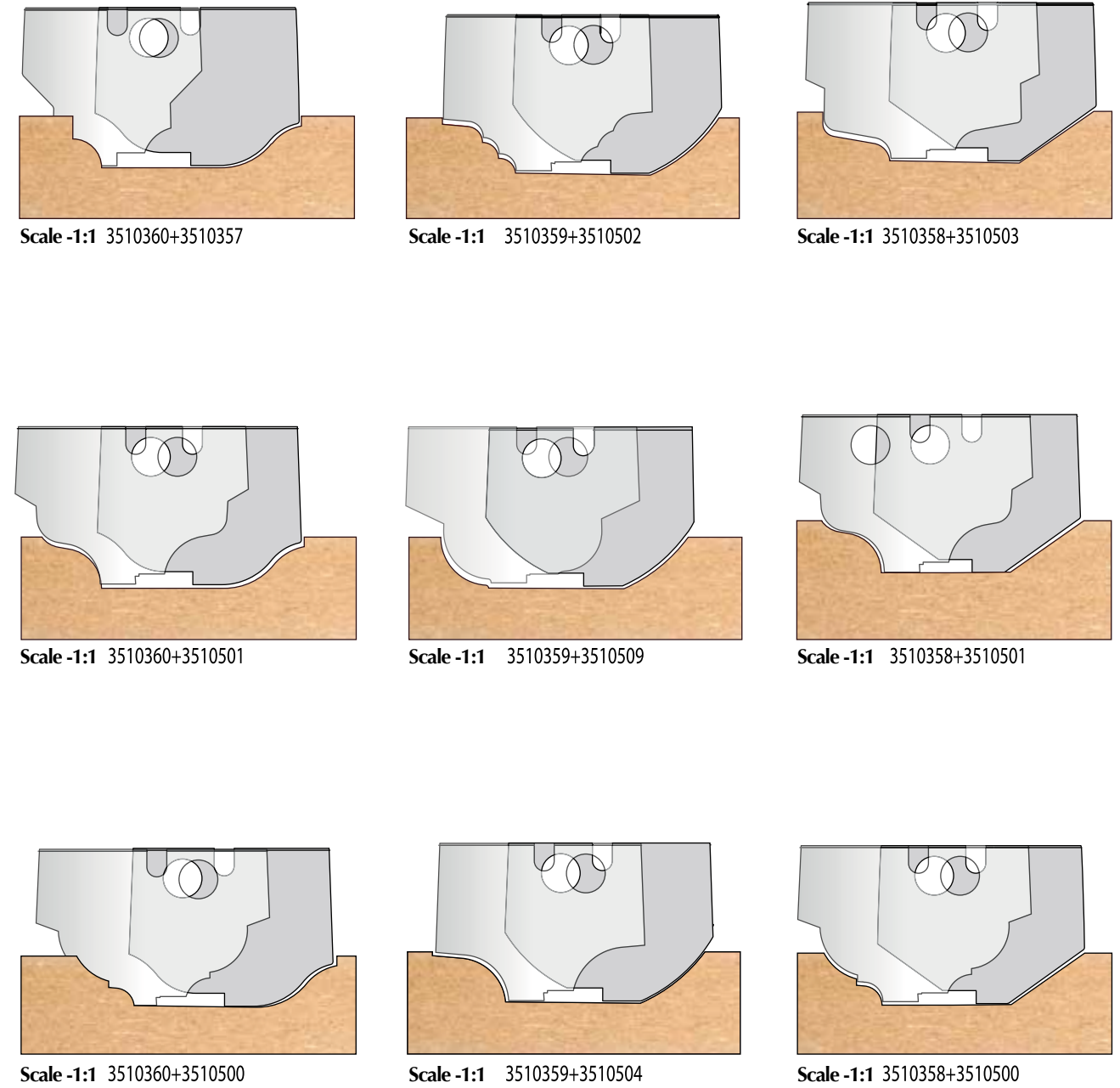


3510358 + 3510502



### CNC Multi-Profile Router Bits for Cabinet Doors

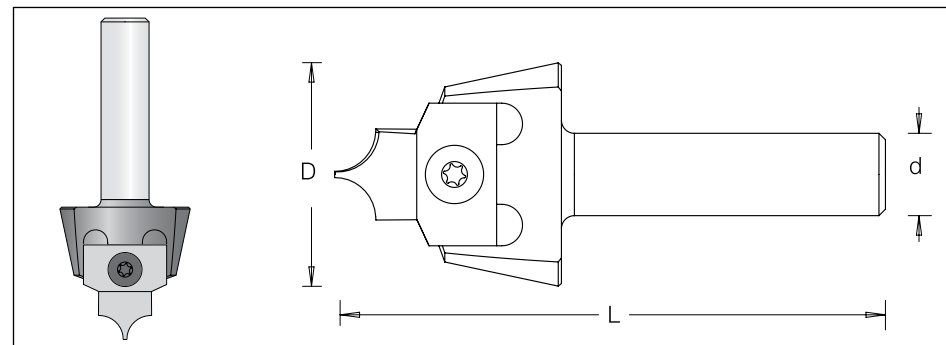
**NEW**



### Insert for Round Over Point Cutter

**NEW**

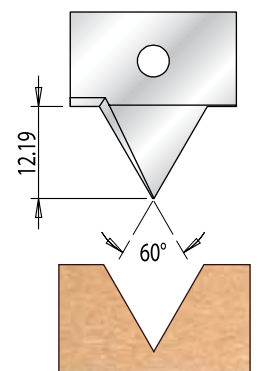
Disposable insert round over router with two-edge cutting geometry and seven different "V" groove profiles and round over. Bottom diameter less than 1 mm. Suitable for producing MDF doors, solid wood turning and curving and plastics routing. To be used on machining centers with CNC control.



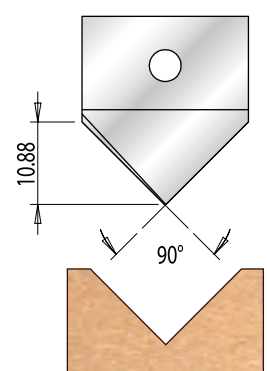
øD	Code No.	Z	L	ød	n
22	G1853x19	2	85	12	24,000



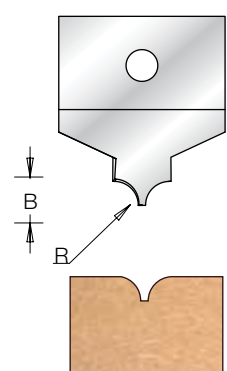
Torx screw  
193 395 0  
M4x0.7



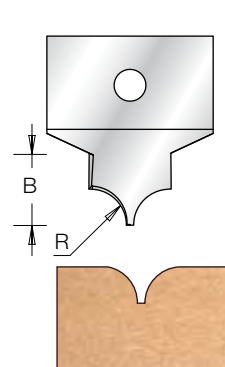
Code No. a° B  
3185110 60 12.19



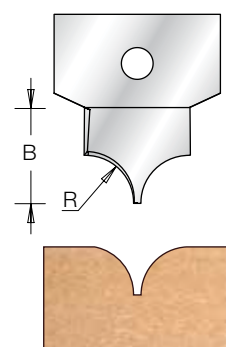
Code No. a° B  
3185109 90 10.88



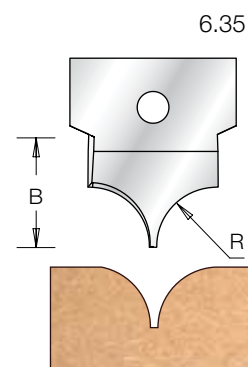
Code No. R B  
3185101 3.2 6.35



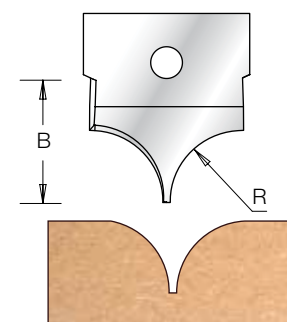
Code No. R B  
3185102 4.8 9.5



Code No. R B  
3185103 6.35 6.35



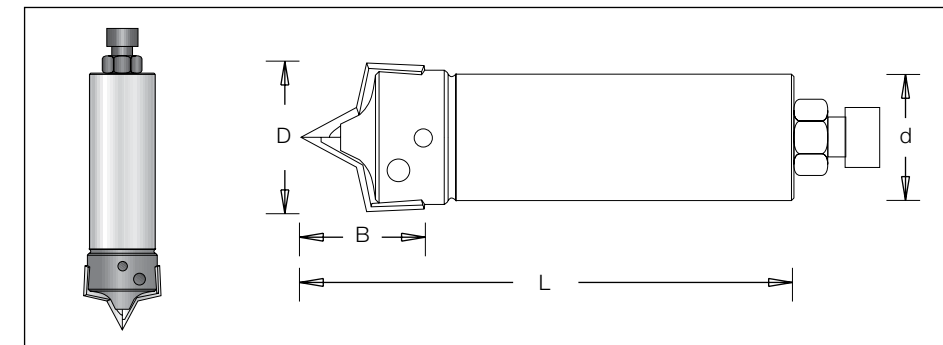
Code No. R B  
3185104 8.0 15.0



Code No. R B  
3185105 9.5 16.5

### Multi-Face Profile Router Cutter, Small

Disposable insert profile router cutter with two tungsten carbide cutting flutes. Suitable for profiling in softwoods, hardwoods and man-made boards. Tool will be supplied with standard inserts or special inserts ground to the customer's own specification. For use on routers and machining centres with CNC control.



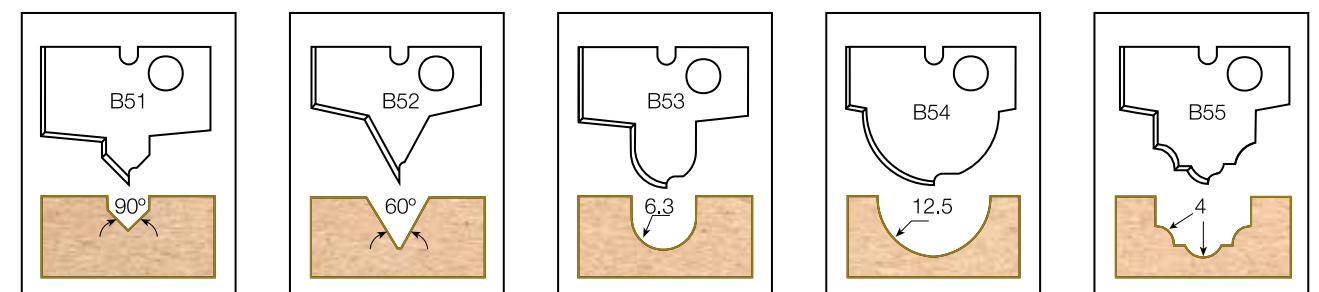
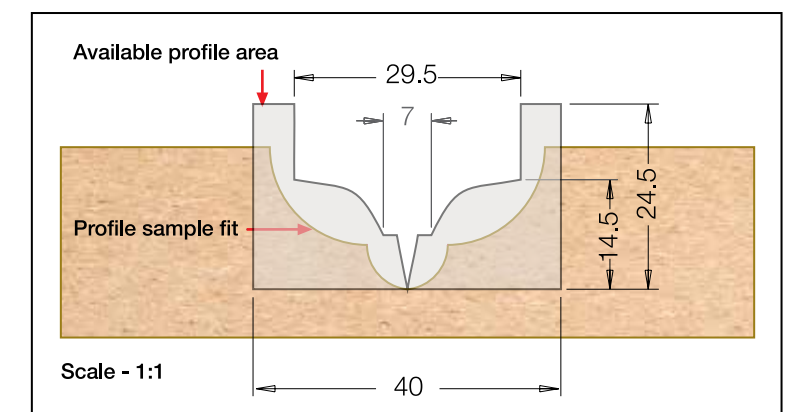
øD	a°	R	B	Code No.	Profile	Z	L	ød	n
29.5	45	6.3	24.6	8080510	B51	2	82.5	20	28,000
	30		24.6	8080520	B52	2	82.5	20	28,000
29.5	12.5	24.6	6.3	8080530	B53	2	82.5	20	28,000
			12.5	8080540	B54	2	82.5	20	28,000
			4.0	8080550	B55	2	82.5	20	28,000

**!** The router will be supplied with standard profiles or with knives grinded according to customer specification that fit into the marked area. Also available with 25mm diameter shank.

#### Spare Parts:

<b>B51</b>	T.C. Blade 351 051 0 31x25x2	Wedge 199 050 0 L=28	Allen Screw #193 049 0 M5x10	Allen key #194 008 0 S2.5
<b>B52</b>	T.C. Blade 351 050 5 31x25x2			
<b>B53</b>	T.C. Blade 351 060 5 31x24x2			
<b>B54</b>	T.C. Blade 351 061 0 31x24x2			
<b>B55</b>	T.C. Blade 351 310 5 31x24x2			

**1 Body  
5 Profiles**



Grooving & Sizing



Profiling & Chamfering



Door Frame & Panel



Jointing & Rebating



Carving



Clamping Systems & Adapters



Grooving & Sizing



Profiling & Chamfering



Door Frame & Panel



Jointing & Rebating



Carving

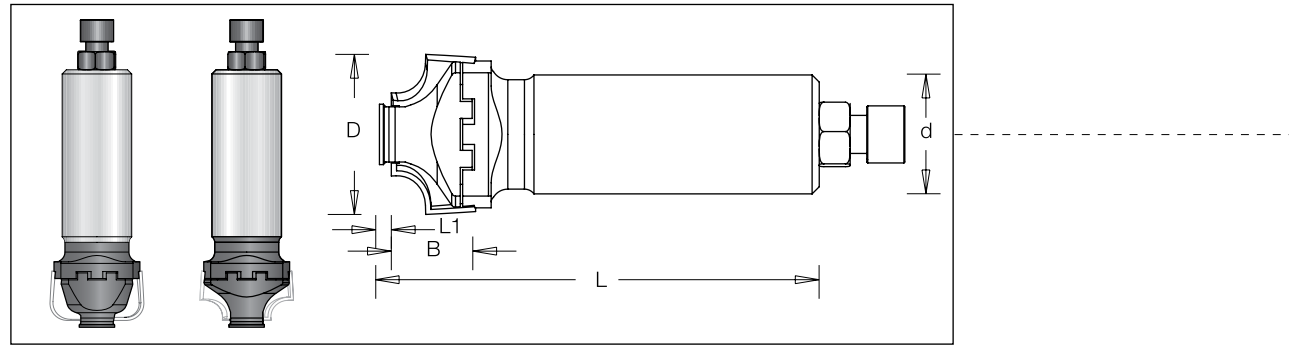


Clamping Systems & Adapters

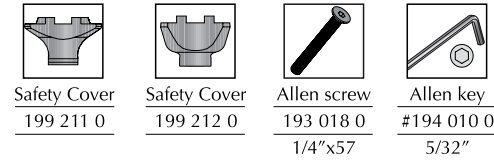


### Multi-Edge Profile Router cutter

Disposable insert router cutter, chip free design and twenty three different profiles suitable for the same body. Suitable for all types of wood.

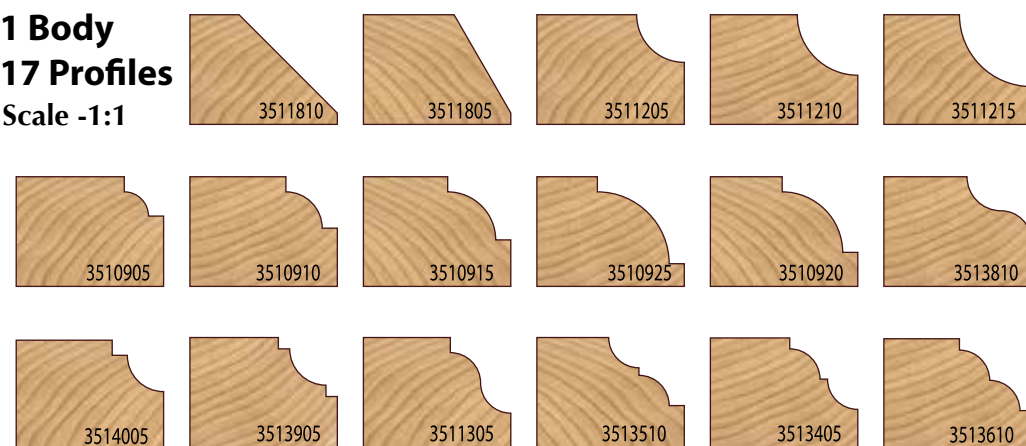


#### Spare Parts:



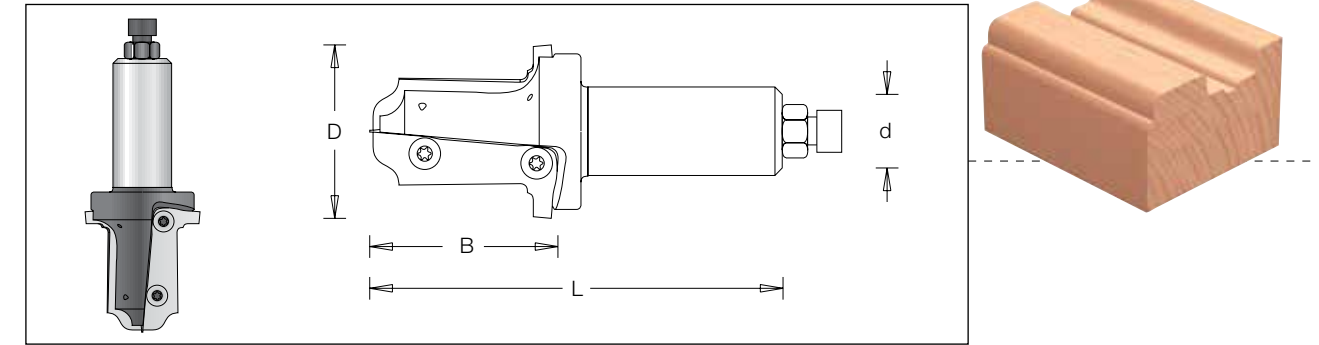
D	a°	R	Code No.	Knife No.	Safety Cover	B	d	Z	L	L1	n
35	30		808107H ■	3511805	1992110	17.5	25	2	92.5	2.5	28000
38	45		808602H ■	3511810	1992110	17.5	25	2	92.5	2.5	28000
35		3.2	808603H ■	3510905	1992110	17.5	25	2	92.5	2.5	28000
35		4.8	808604H ■	3510910	1992110	17.5	25	2	92.5	2.5	28000
35		6.35	808605H ■	3510915	1992110	17.5	25	2	92.5	2.5	28000
35		8	808606H ■	3510920	1992110	17.5	25	2	92.5	2.5	28000
38		9.5	808607H ■	3510925	1992110	17.5	25	2	92.5	2.5	28000
35		6.3	808611H ■	3511205	1992120	17.5	25	2	92.5	2.5	28000
35		8	808612H ■	3511210	1992120	17.5	25	2	92.5	2.5	28000
35		9.5	808601H ■	3511215	1992120	17.5	25	2	92.5	2.5	28000
35		4.8	808613H ■	3514005	1992110	17.5	25	2	92.5	2.5	28000
38		4, 4.5	808615H ■	3513810	1992110	17.5	25	2	92.5	2.5	28000
35		4	808616H ■	3511305	1992120	17.5	25	2	92.5	2.5	28000
38		4	808618H ■	3513510	1992110	17.5	25	2	92.5	2.5	28000
38		4	808619H ■	3513405	1992120	17.5	25	2	92.5	2.5	28000
35		4.8	808620H ■	3513905	1992120	17.5	25	2	92.5	2.5	28000
38		4	808622H ■	3513610	1992110	17.5	25	2	92.5	2.5	28000

#### 1 Body 17 Profiles Scale -1:1



### Multi Purpose Profile Router Cutter

Disposable insert straight router cutter with two cutting flutes. Suitable for profiling and sizing in softwoods, hardwoods and man made board (with or without coating). Tool will be supplied with standard inserts (profile 1 or 2), or can be supplied with special inserts, ground to the customer's own specification. For use on routers and machining centres with CNC control.



øD	B	Code No.	Profile	Z	L	ød	n
50	50	853001H ■	Customer design	2	120	25	10,000
50	50	853011H ■	1	2	120	25	10,000
50	50	853012H ■	2	2	120	25	10,000

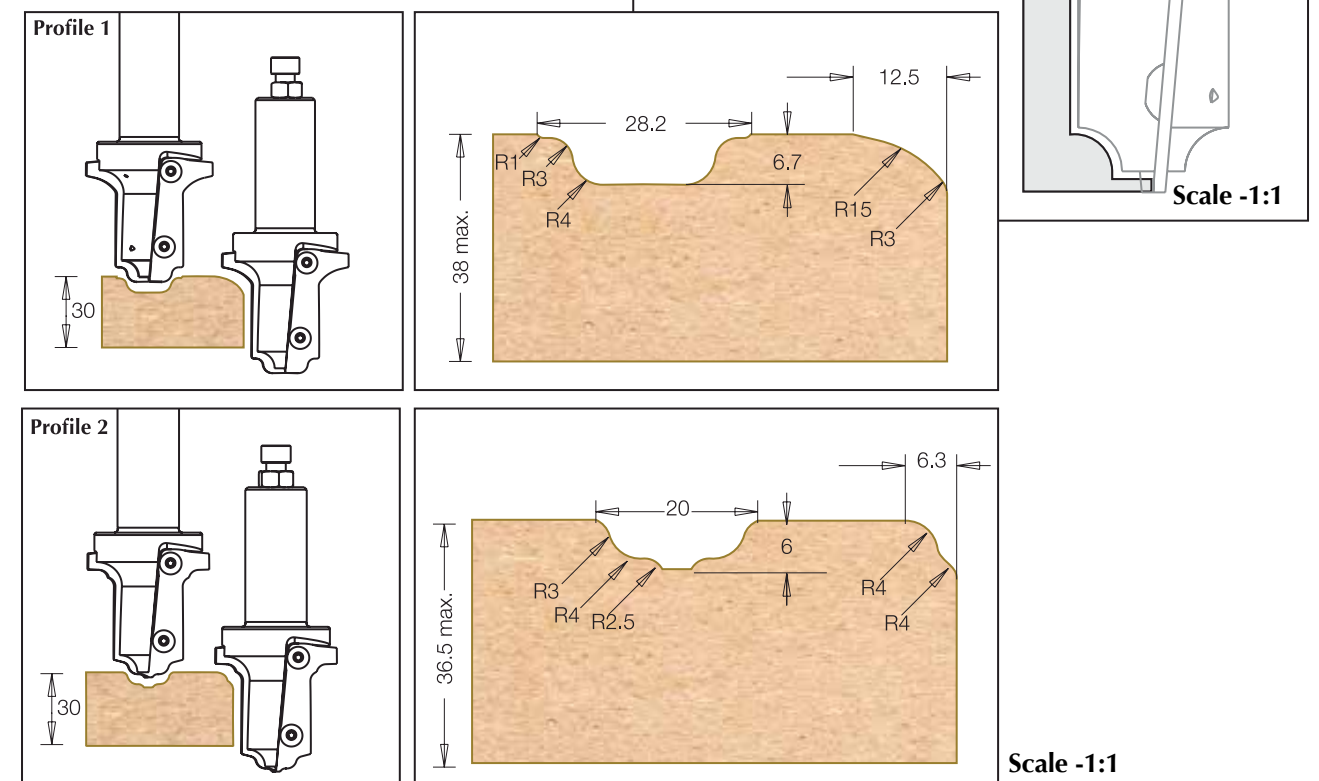
⚠ Also available with 20 mm diameter shank.

#### Spare parts:



<b>Profile 1</b>	#315 300 1 54x20x2	#193 395 0 M4x6	#194 101 5 T-15
<b>Profile 2</b>	#315 300 2 54x20x2		

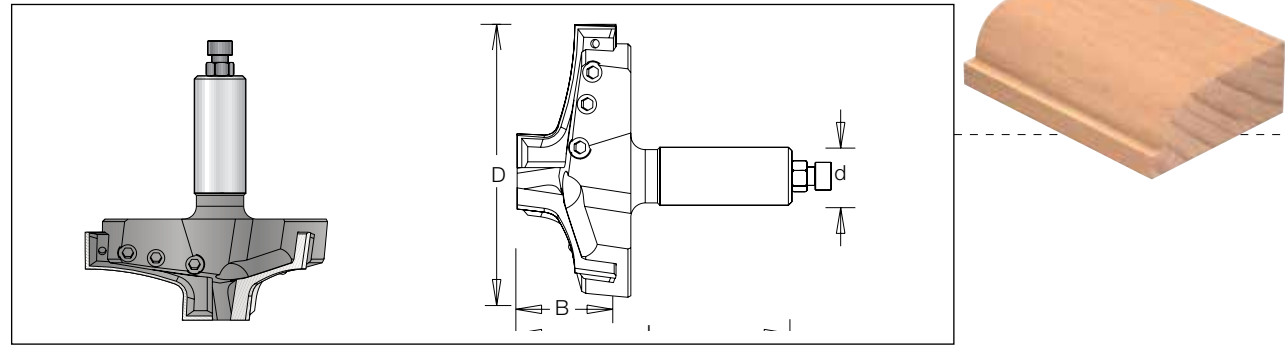
The router bit will be supplied with standard profiles or with knives grinded according to customer specification that fit into the marked area.





### Multi Frame Profile Router Cutter

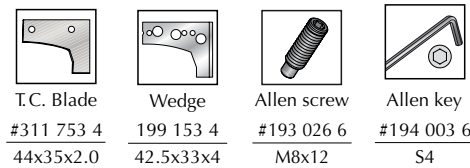
Disposable insert profile router with three disposable Tungsten Carbide knives and back plates. Assembled in 10° Shear angle for best cutting results, suitable for profiling softwood, hardwood and manmade boards. For use on machining center with CNC control.



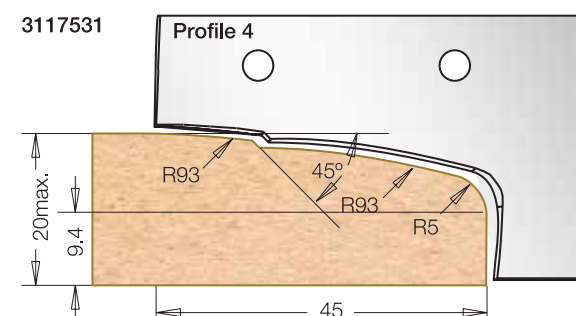
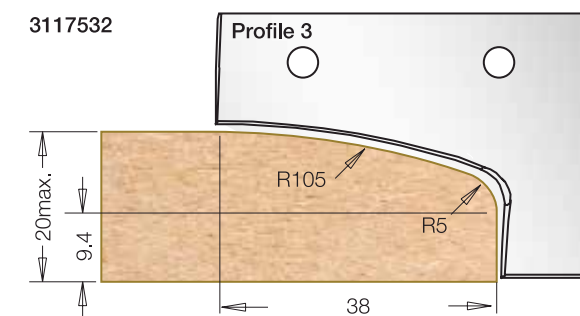
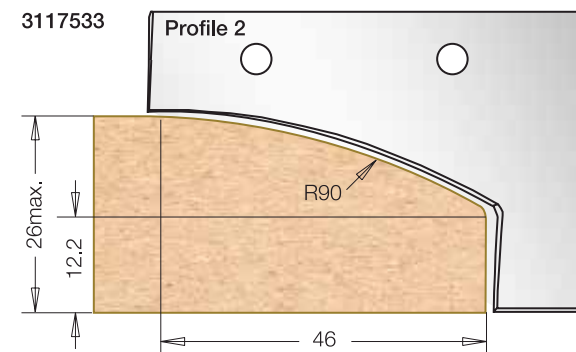
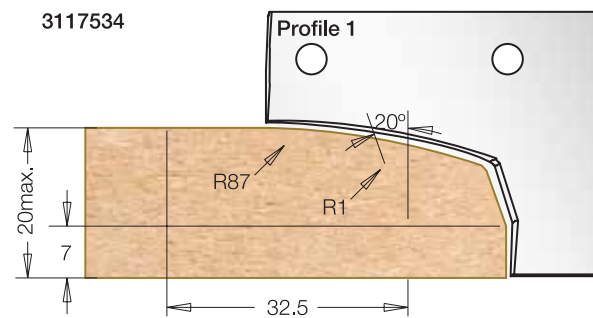
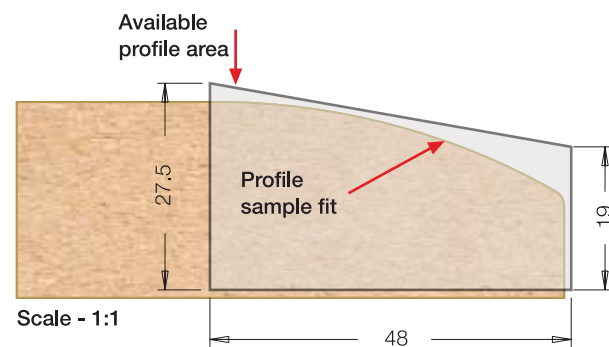
øD	Code No.	B	Profile No.	Z	L	ød	n
95	8171430 ■	20	1	3	99.5	20	10,000
122	8171330 ■	25	2	3	104	20	10,000
106	8171230 ■	20	3	3	99.5	20	10,000
120	8171130 ■	20	4	3	99.5	20	10,000

⚠ Also available with 25 mm diameter shank.

#### Spare parts:

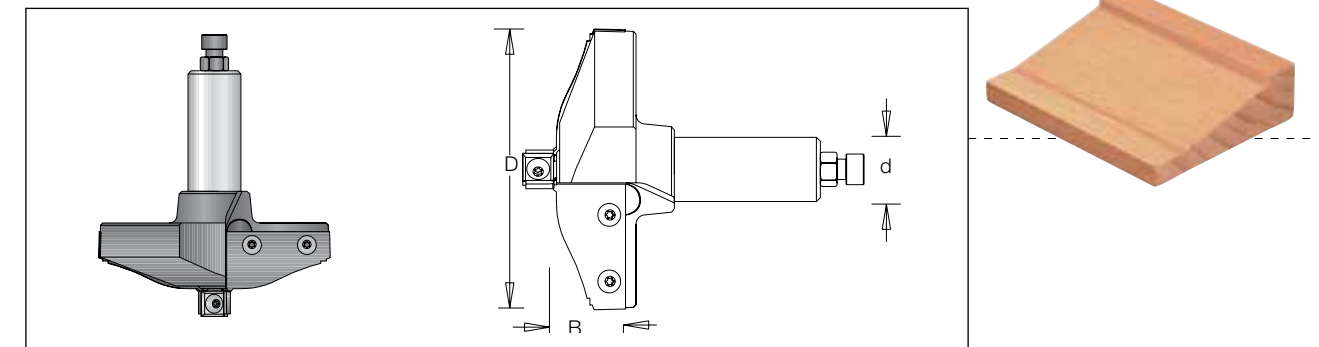


Profile	T.C. Blade	Wedge	Allen screw	Allen key
Profile 1	#311 753 4 44x35x2.0	199 153 4 42.5x33x4	#193 026 6 M8x12	#194 003 6 S4
Profile 2	#311 753 3 57.6x40x2.0	199 153 3 56x38x4		
Profile 3	#311 753 2 49.6x35x2.0	199 153 2 48x33x4		
Profile 4	#311 753 1 56.7x35x2.0	199 153 1 55x33.5x4		



Scale -1:1

### Multi Profile Raised Panel Router Cutter



øD	Code No. Without Trimmer	Profile No.	Z	L	ød	n
112	822031H ■	1	2	110	25	8,000
	822032H ■	2	2	110	25	8,000
	822033H ■	3	2	110	25	8,000
	822034H ■	4	2	110	25	8,000
	822035H ■	5	2	110	25	8,000
	822036H ■	6	2	110	25	8,000
	822037H ■	7	2	110	25	8,000
	822038H ■	8	2	110	25	8,000

⚠ Available with or without trimmer bit "807 301 3"  
Also available with 20mm diameter shank.

#### Spare parts:



profile 1	#352 220 1 50x30.5x2	#193 148 1 M4x5.6	#193 039 5 M4x5	#194 020 0 S2	194 101 5 T - 15
-----------	-------------------------	----------------------	--------------------	------------------	---------------------

profile 2	#352 220 2 50x30.5x2
-----------	-------------------------

profile 3	#352 220 3 50x30.5x2
-----------	-------------------------

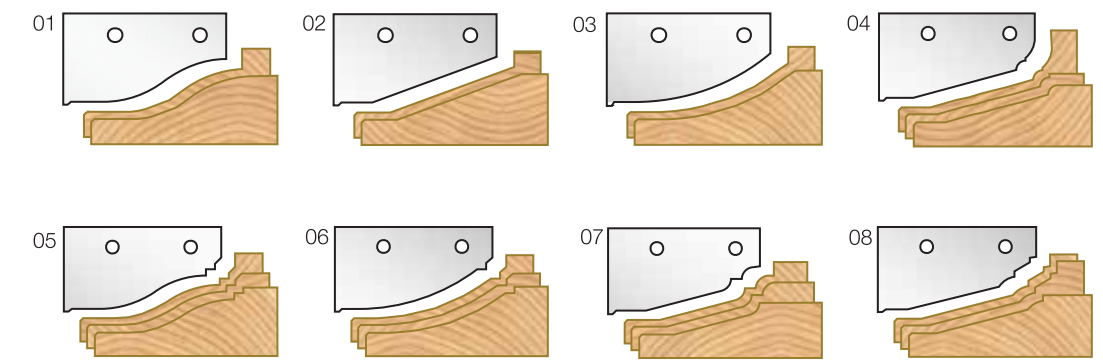
profile 4	#352 220 4 50x30.5x2
-----------	-------------------------

profile 5	#352 220 5 50x30.5x2
-----------	-------------------------

profile 6	#352 220 6 50x30.5x2
-----------	-------------------------

profile 7	#352 220 7 50x30.5x2
-----------	-------------------------

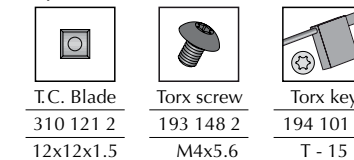
profile 8	#352 220 8 50x30.5x2
-----------	-------------------------



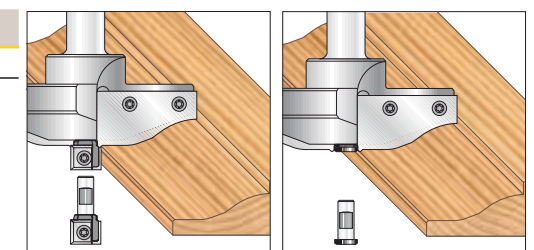
### Trimmer Bit

øD1	Code No.	B	L	ød
18	8073015 ■	12	31.8	8

#### Spare Parts:



T.C. Blade	Torx screw	Torx key
310 121 2 12x12x1.5	193 148 2 M4x5.6	194 101 5 T - 15



Grooving & Sizing



Profiling & Chamfering



Door Frame & Panel



Jointing & Rebating



Carving



Clamping Systems & Adapters



Grooving & Sizing



Profiling & Chamfering



Door Frame & Panel



Jointing & Rebating

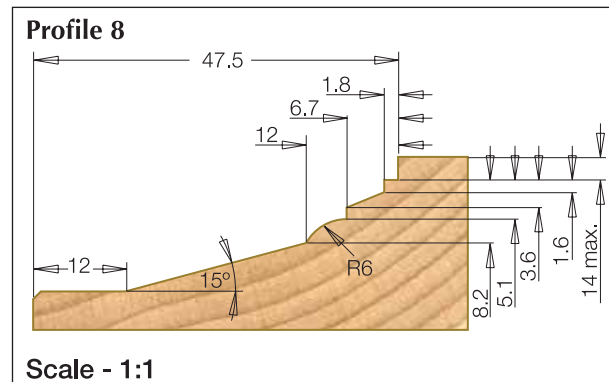
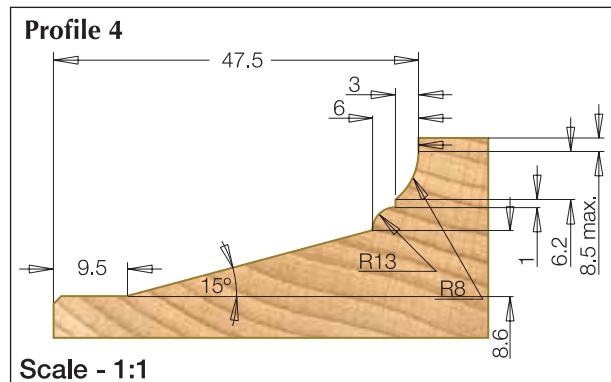
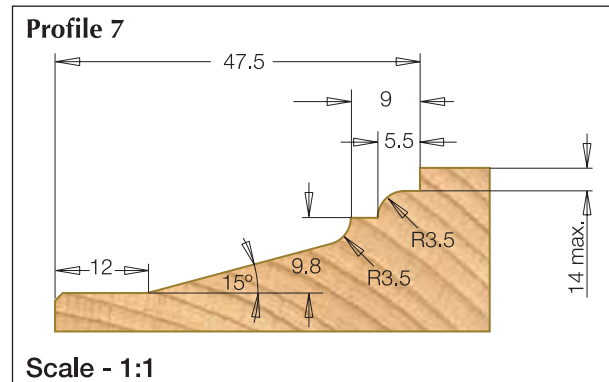
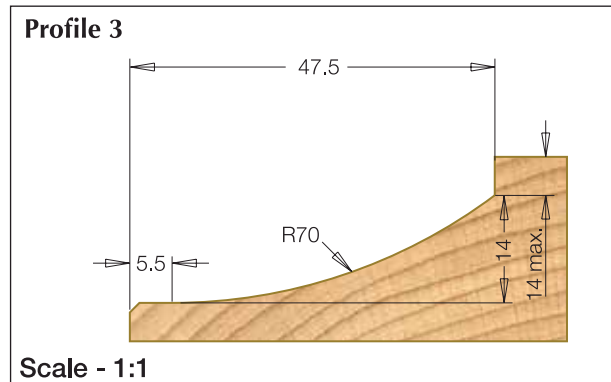
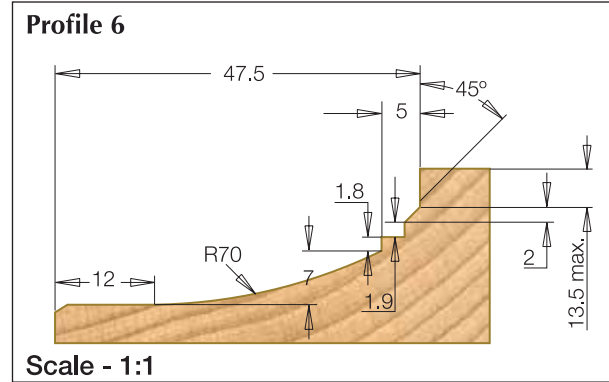
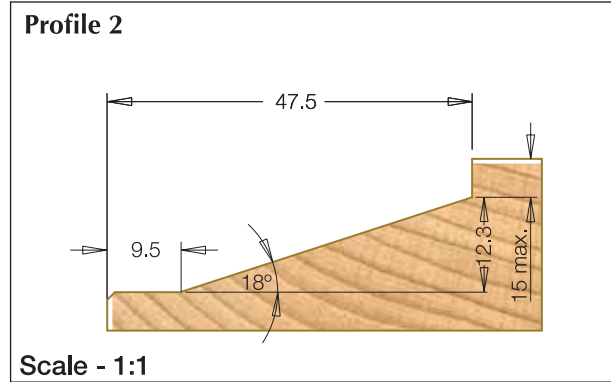
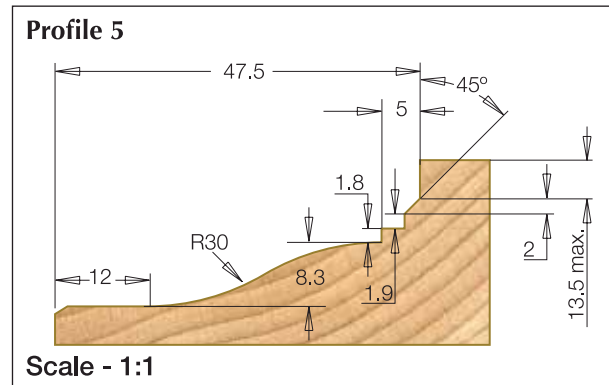
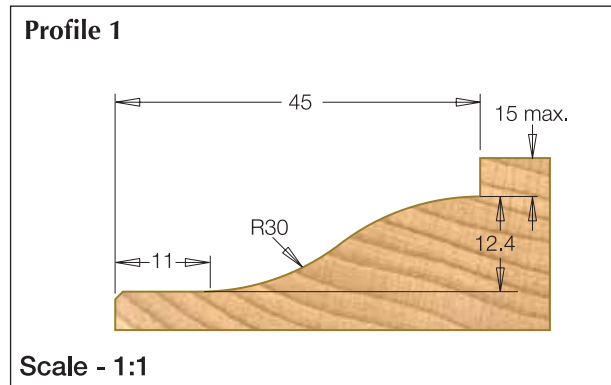


Carving



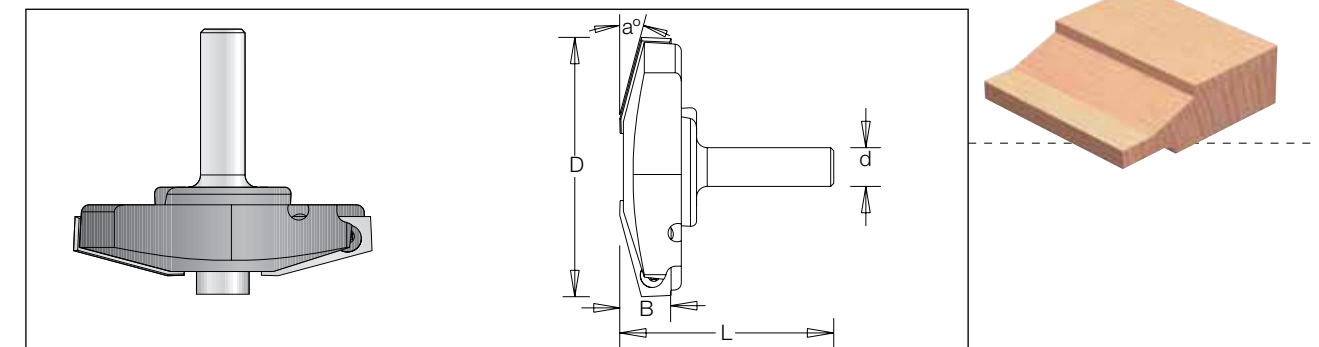
Clamping Systems & Adapters

### Profile for Raised Panel Router Cutter



### Raised Panel Angled Cutter

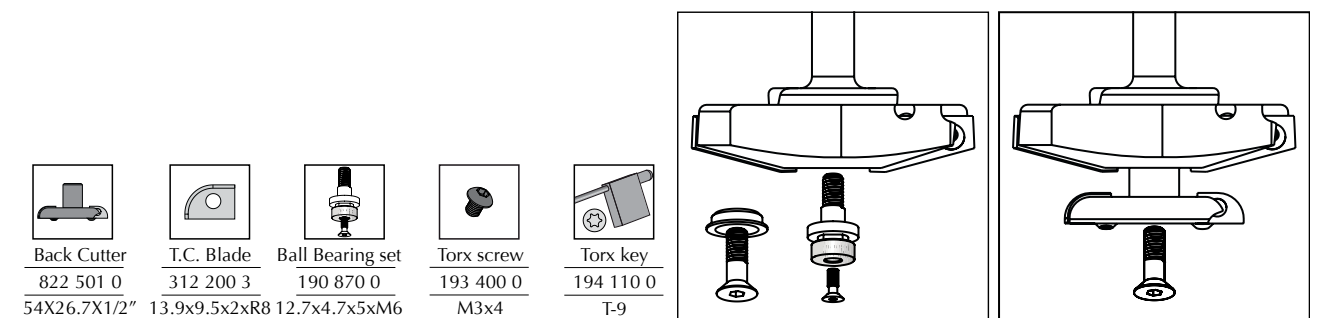
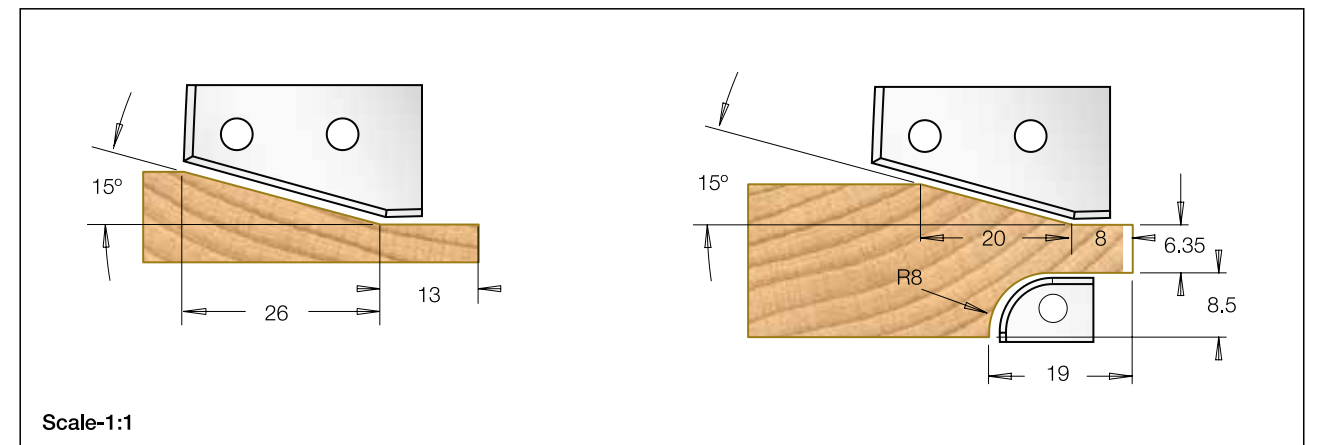
Disposable insert router with two cutting flutes, suitable for light CNC and manual routing applications. Includes an assembled ball bearing seat and an anti-dust plug. Can also be used on a CNC machine with a back cutter.



øD	a°	Code No.	B	Z	L	ød	n
85.8	15°	8223019 ■	20.2	2	71	12	12,000

Spare Parts:

T.C. Blade	Torx screw	Torx key
312 200 1	193 148 2	194 101 5
31x17x2	M4x5.6	T-15

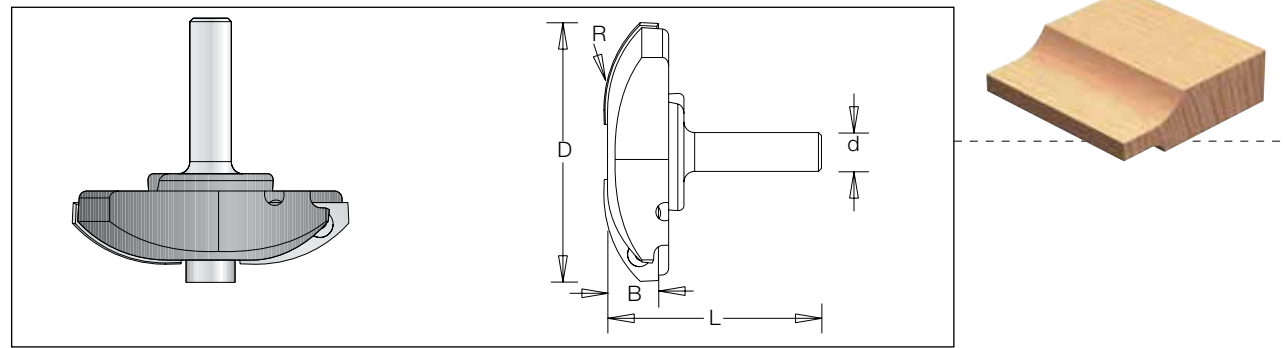


Back Cutter	T.C. Blade	Ball Bearing set	Torx screw	Torx key
822 501 0	312 200 3	190 870 0	193 400 0	194 110 0
54X26.7X1/2"	13.9x9.5x2xR8	12.7x4.7x5xM6	M3x4	T-9



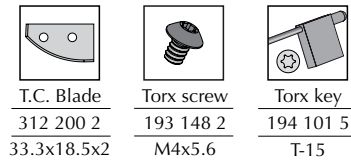
### Raised Panel Radius Cutter

Disposable insert router with two cutting flutes, suitable for light CNC and manual routing applications. Includes an assembled ball bearing seat and an anti-dust plug. Can also be used on a CNC machine with a back cutter.

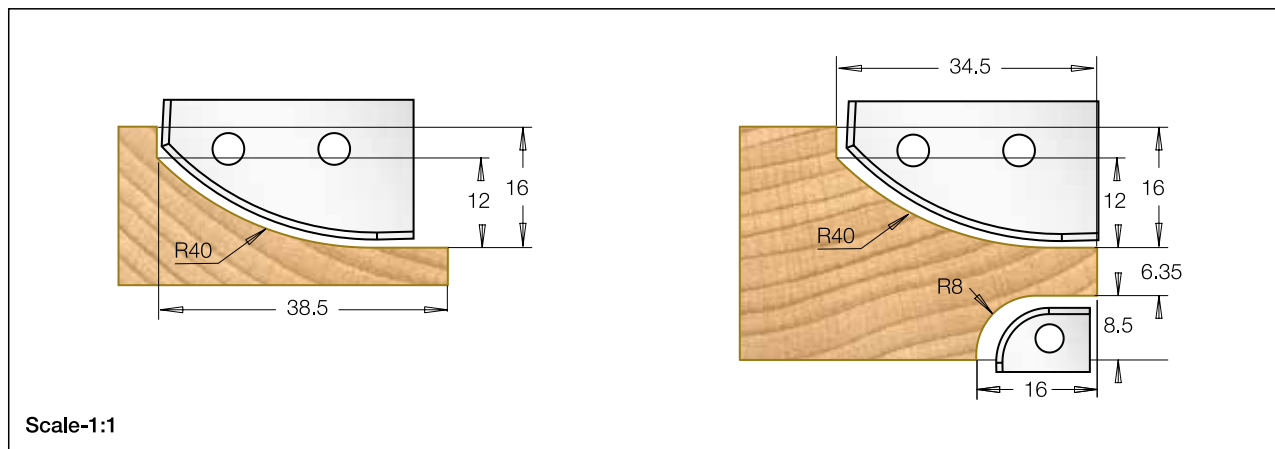


øD	R	Code No.	B	Z	L	ød	n
85.8	40	8223029 ■	21.2	2	72	12	12,000

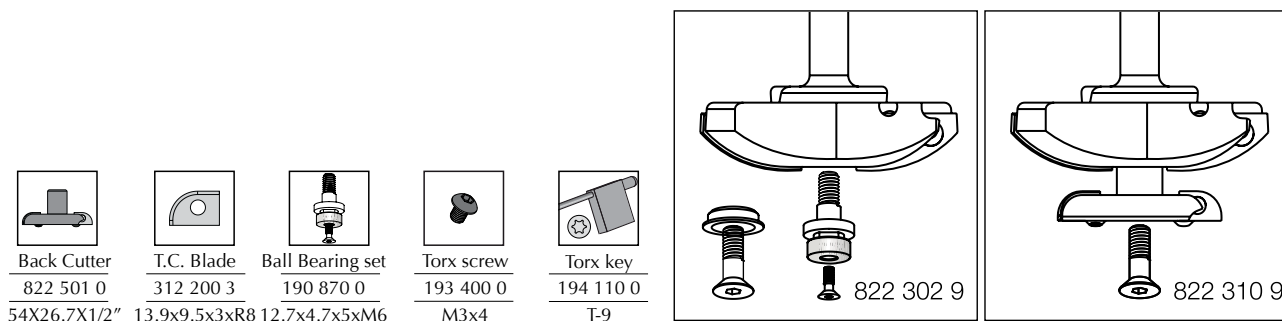
#### Spare Parts:



T.C. Blade 312 200 2 33.3x18.5x2	Torx screw 193 148 2 M4x5.6	Torx key 194 101 5 T-15
--	-----------------------------------	-------------------------------



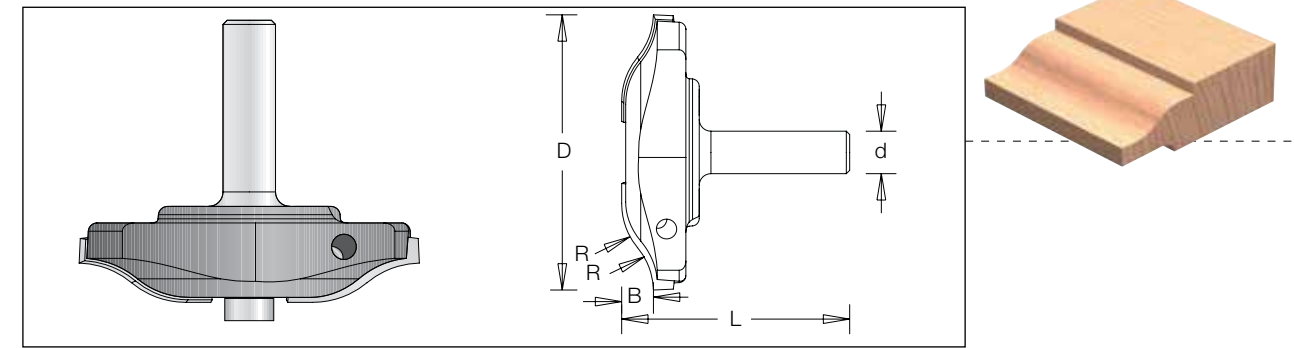
Scale-1:1



Back Cutter 822 501 0 54X26.7X1/2"	T.C. Blade 312 200 3 13.9x9.5x3xR8	Ball Bearing set 190 870 0 12.7x4.7x5xM6	Torx screw 193 400 0 M3x4	Torx key 194 110 0 T-9
--	--	--	---------------------------------	------------------------------

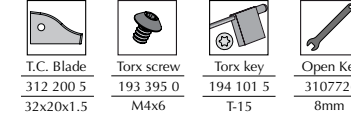
### Raised Panel Double Radius Cutter

Disposable insert router with two cutting flutes, suitable for light CNC and manual routing applications. Includes an assembled ball bearing seat and an anti-dust plug. Can also be used on a CNC machine with a back cutter.

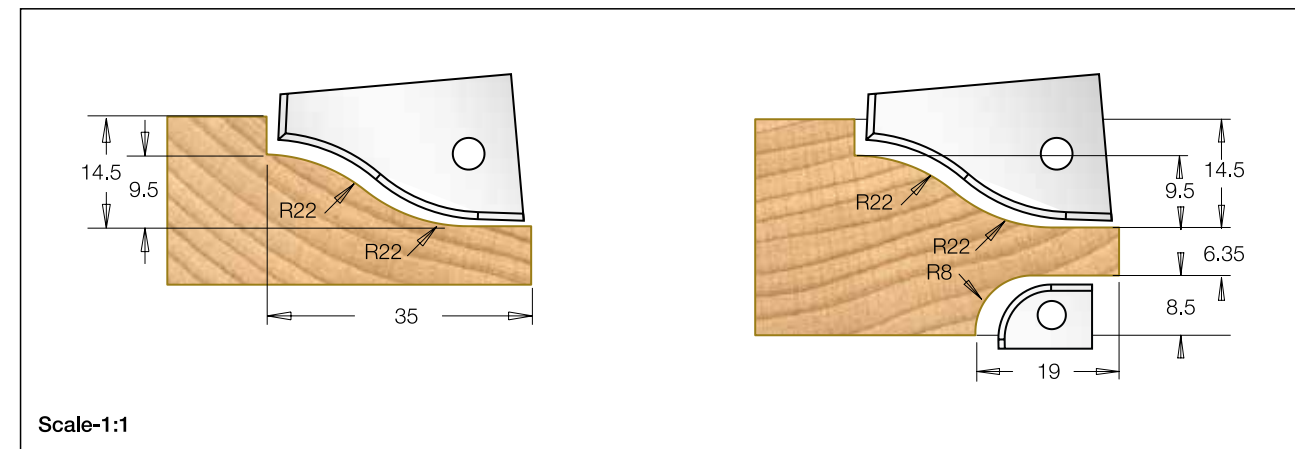


øD	R	Code No.	B	Z	L	ød	n
85.7	22	8223209 ■	19.2	2	69	12	12,000
85.7	22	8223259* ■	19.2	2	69	12	12,000

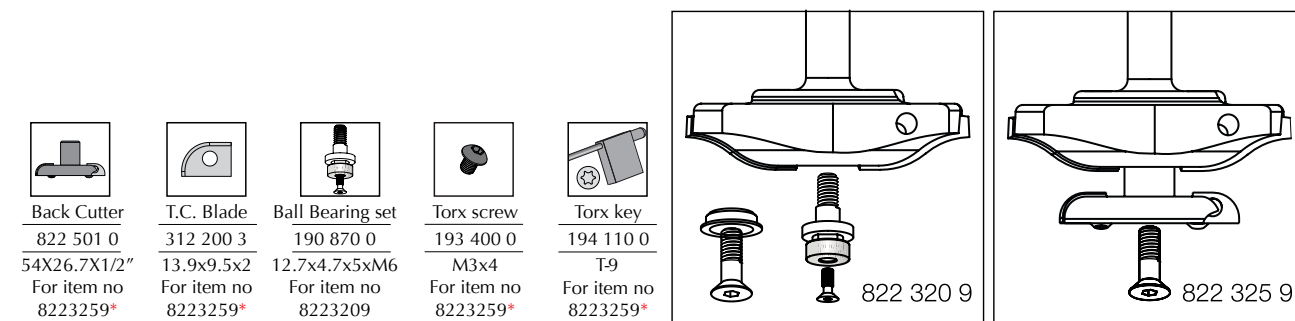
#### Spare Parts:



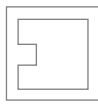
T.C. Blade 312 200 5 32x20x1.5	Torx screw 193 395 0 M4x6	Torx key 194 101 5 T-15	Open Key 3107726 8mm
--------------------------------------	---------------------------------	-------------------------------	----------------------------



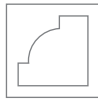
Scale-1:1



Back Cutter 822 501 0 54X26.7X1/2"	T.C. Blade 312 200 3 13.9x9.5x2	Ball Bearing set 190 870 0 12.7x4.7x5xM6	Torx screw 193 400 0 M3x4	Torx key 194 110 0 T-9
--	---------------------------------------	--	---------------------------------	------------------------------



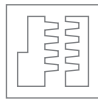
Grooving & Sizing



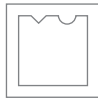
Profiling & Chamfering



Door Frame & Panel




Jointing & Rebating



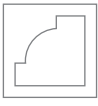
Carving



Clamping Systems & Adapters



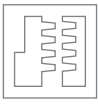
Grooving & Sizing



Profiling & Chamfering



Door Frame & Panel



Jointing & Rebating



Carving

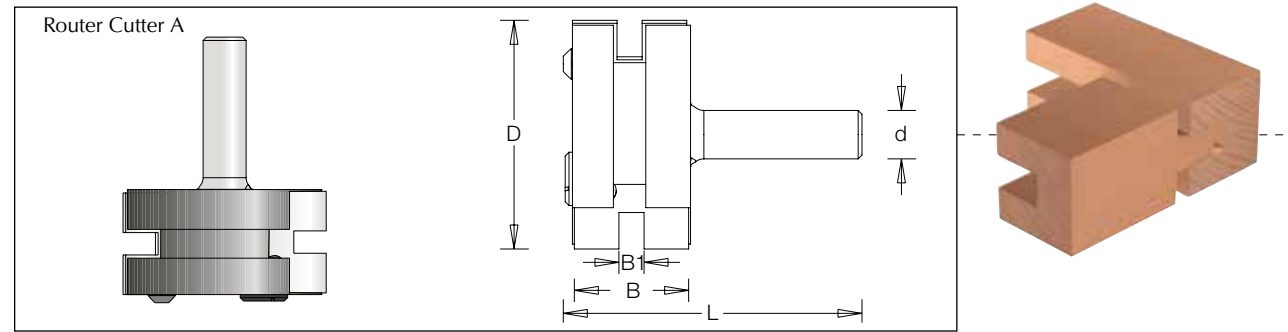


Clamping Systems & Adapters

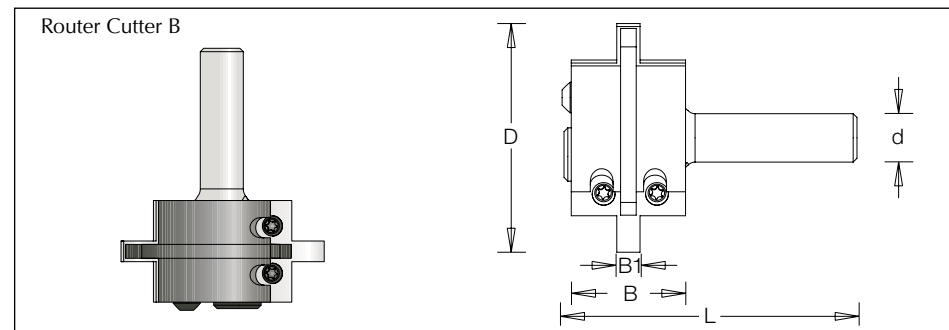
### Tongue & Groove Router Cutter Set

Disposable insert router set with two cutting flutes on each router, suitable for light CNC and manual routing applications. Simplify the operation for making tongue & groove frames, includes fine adjusting option for best fitting results. Max wood thickness 30 mm.

	øD	B	B1	Code No.	L	ød	n
Set 1 complet	60.0	30.0	5.4-6.0	8450219 ■	75.0	12	18,000
Set 2 complet	60.0	30.0	6.1-6.6	8451169 ■	75.0	12	18,000



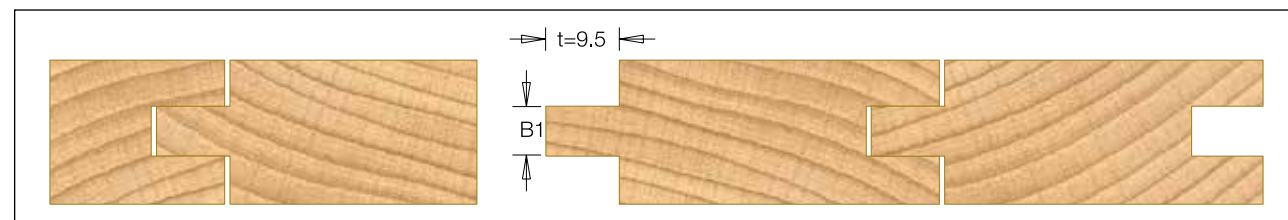
øD	B	B1	Code No.	Z	L	ød	n
60.0	30.0	5.4-6.0	8450199 ■	2	75.0	12	18,000
60.0	30.0	6.1-6.6	8450069 ■	2	75.0	12	18,000



øD	B	B1	Code No.	Z	L	ød	n
60.0	30.0	5.4-6.0	8450209 ■	2	75.0	12	18,000
60.0	30.0	6.0-6.6	8450169 ■	2	75.0	12	18,000

Spare parts:

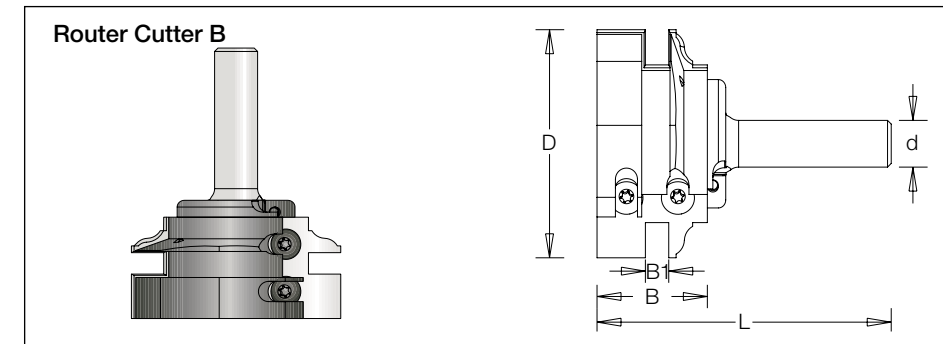
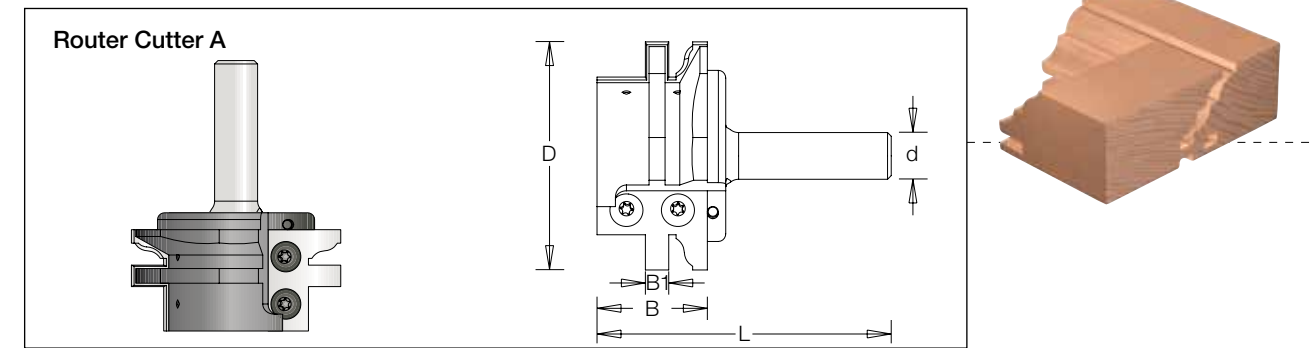
	T.C. Blade A	T.C. Blade B	Torx screw	Torx screw	Stopper screw	Allen key	Torx key
B1=6-6.6	#314 500 5 30x22x2	#314 501 5 30x22x2	#193 355 9 3.5x8	#193 148 1 M4x5.6	#193 072 0 M6x12.5	#194 020 0 S2	194 101 5 T - 15
B1=5.4-6	#314 501 8 30x22x2	#314 501 9 30x22x2					



Scale -1:1

### Tongue & Groove Classic Router Cutter Set

Disposable insert router set with two cutting flutes on each router, suitable for light CNC and manual routing applications. Best fitting results and simplify the operation for making tongue & groove frames, no adjusting is required, Max wood thickness 30 mm.

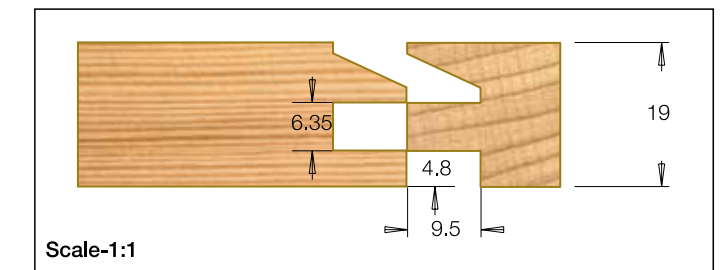


#### Set 1

	øD	B	B1	Code No.	Z	L	ød	n
Complete	62	30	6.35	8451149 ■	2+2	75	12	18,000
Router Cutter A	62	30	6.35	8450149 ■	2	75	12	18,000
Router Cutter B	62	30	6.35	8450049 ■	2	75	12	18,000

Spare parts:

T.C. Blade A	T.C. Blade B	Torx screw	Torx key
#314 501 4 30x23x2	#314 500 4 30x23x2	#193 395 0 M4x6	194 101 5 T - 15



Scale-1:1





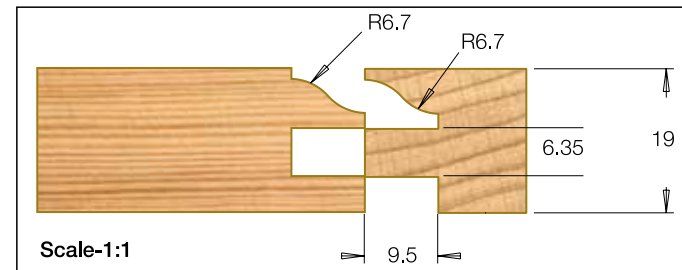
### Tongue & Groove Classic Router Cutter Set

#### Set 2

	øD	B	B1	Code No.	L	ød	n
Complete	62.0	30.0	6.35	8451139 ■	75.0	12	18,000
Router Cutter A	62.0	30.0	6.35	8450139 ■	75.0	12	18,000
Router Cutter B	62.0	30.0	6.35	8450039 ■	75.0	12	18,000

#### Spare parts:

T.C. Blade A	T.C. Blade B	Torx screw	Torx key
#314 501 3	#314 500 3	#193 395 0	194 101 5
30x23x2	30x23x2	M4x6	T - 15

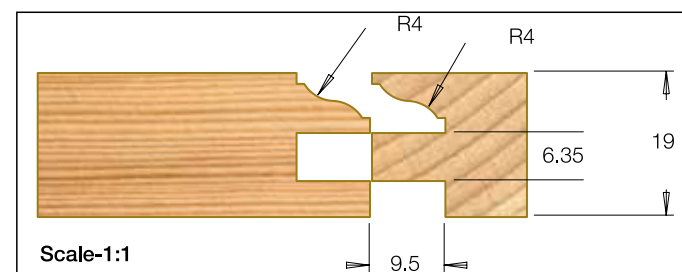


#### Set 3

	øD	B	B1	Code No.	L	ød	n
Complete	62.0	30.0	6.35	8451119 ■	75.0	12	18,000
Router Cutter A	62.0	30.0	6.35	8450119 ■	75.0	12	18,000
Router Cutter B	62.0	30.0	6.35	8450019 ■	75.0	12	18,000

#### Spare parts:

T.C. Blade A	T.C. Blade B	Torx screw	Torx key
#314 501 1	#314 500 1	#193 395 0	194 101 5
30x23x2	30x23x2	M4x6	T - 15

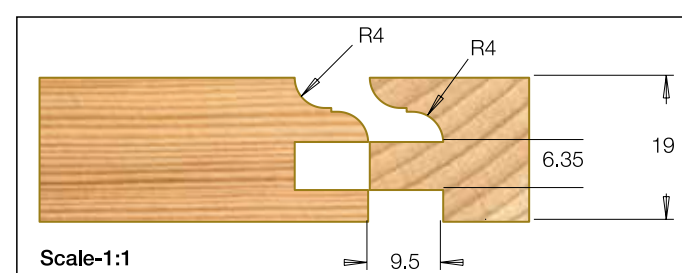


#### Set 4

	øD	B	B1	Code No.	L	ød	n
Complete	62.0	30.0	6.35	8451129 ■	75.0	12	18,000
Router Cutter A	62.0	30.0	6.35	8450129 ■	75.0	12	18,000
Router Cutter B	62.0	30.0	6.35	8450029 ■	75.0	12	18,000

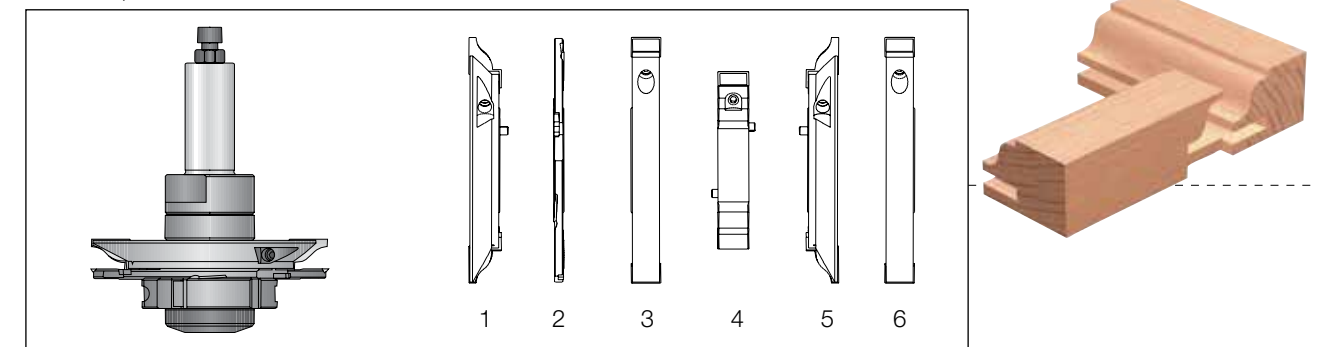
#### Spare parts:

T.C. Blade A	T.C. Blade B	Torx screw	Torx key
#314 501 2	#314 500 2	#193 395 0	194 101 5
30x23x2	30x23x2	M4x6	T - 15

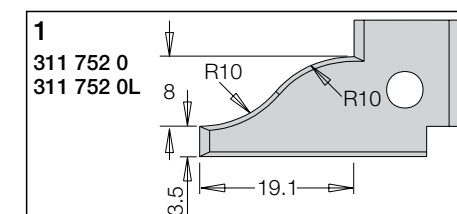


### Counter - Profile CNC Router Set

Disposable insert router cutter set complete with a maximum of six different cutters. Suitable for producing various thickness profile / counter profile joints in softwood, hardwood and man-made boards by using combinations of the supplied cutters. For use on routers and machining centres with CNC control. Max wood thickness 34 mm. Set No. 3 was made in order to let the user work with both required assemblies at the same time without turning over the wood piece



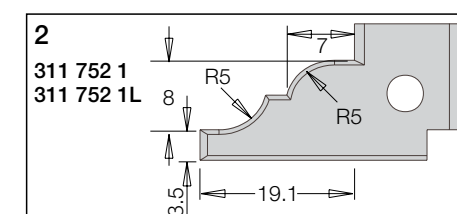
øD	B	Code No.	Cutter No.	Profile	z	ød
120	16.0	8421113 ■	1	1	2	20
120	5.0	8420123 ■	2		4	20
120	15.0	8420133 ■	3		2	20
88	15.0	8420143 ■	4		2	20
120	16.0	8421153 ■	5	1	2	20
120	15.0	8420163 ■	6		2	20



Set.No.	øD	Code No.	Cutters	B	Wood Sample Type	L	d	n
Set 1	120.0	842032H ■	1,2,3,4	20-35	1, 2	135.0	25.0	12,000
Set 2	120.0	842037H ■	1,2,3,4,5	20-35	1, 2, 3	125.0	25.0	12,000
set 3	120.0	842062H ■	1,2,3,2*4,5,6	20-35	1,3,4	125.0	25.0	12,000

⚠ Also available with HSK or ISO adapters.

øD	B	Code No.	Cutter No.	Profile	z	ød
120	16	8422113 ■	1	2	2	20
120	5	8420123 ■	2		4	20
120	15	8420133 ■	3		2	20
88	15	8420143 ■	4		2	20
120	16	8422153 ■	5	2	2	20
120	15	8420163 ■	6		2	20



Grooving & Sizing



Profiling & Chamfering



Door Frame & Panel



Jointing & Rebating



Carving



Clamping Systems & Adapters



Grooving & Sizing



Profiling & Chamfering



Door Frame & Panel



Jointing & Rebating



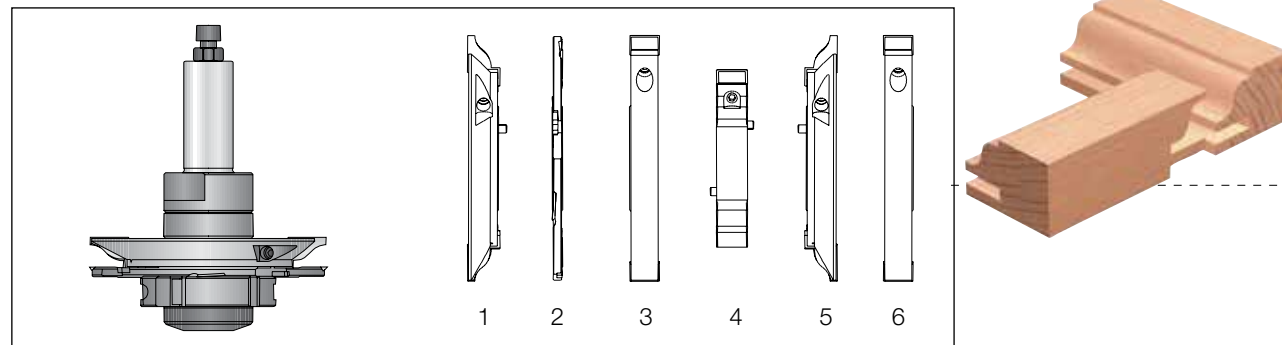
Carving



Clamping Systems & Adapters

### Counter - Profile CNC Router Set

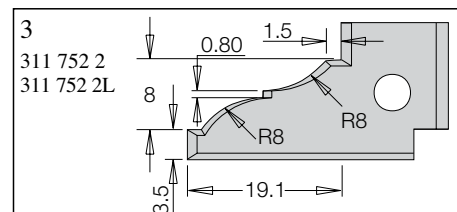
Disposable insert router cutter set complete with a maximum of six different cutters. Suitable for producing various thickness profile / counter profile joints in softwood, hardwood and man-made boards by using combinations of the supplied cutters. For use on routers and machining centres with CNC control. Max wood thickness 34 mm. Set No. 3 was made in order to let the user work with both required assemblies at the same time without turning over the wood piece



Set.No.	øD	Code No.	Cutters	B	Wood Sample Type	L	d	n
Set 1	120	842033H	1,2,3,4	20-35	1, 2	135	25	12,000
Set 2	120	842038H	1,2,3,4,5	20-35	1, 2, 3	125	25	12,000
set 3	120	842063H	1,2,3,2*4,5,6	20-35	1,3,4	125	25	12,000

⚠ Also available with HSK or ISO adapters.

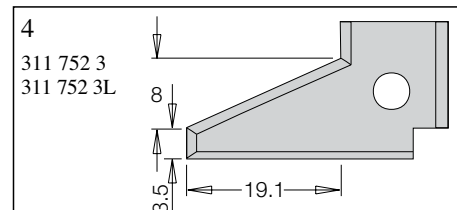
øD	B	Code No.	Cutter No.	Profile	z	ød
120	16	8423113	1	3	2	20
120	5	8420123	2		4	20
120	15	8420133	3		2	20
88	15	8420143	4		2	20
120	16	8423153	5	3	2	20
120	15	8420163	6		2	20



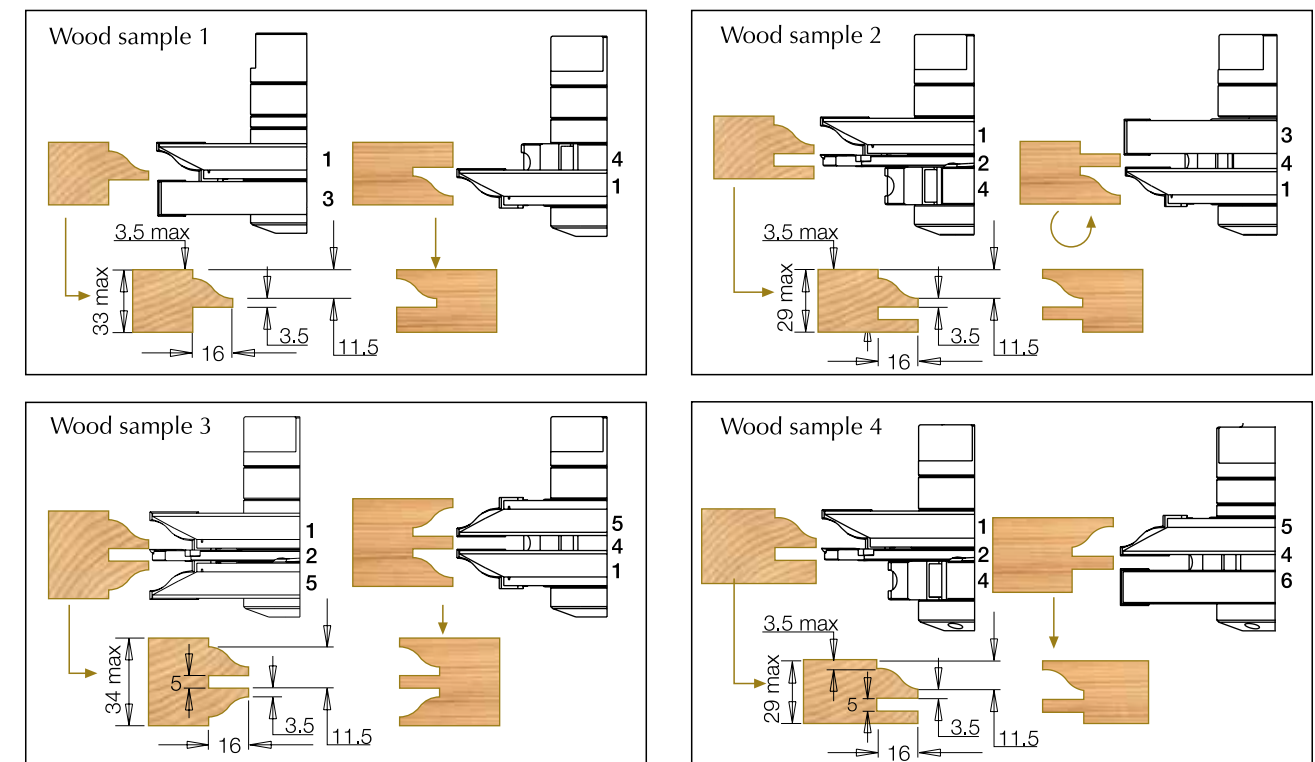
Set.No.	øD	Code No.	Cutters	B	Wood Sample Type	L	d	n
Set 1	120	842034H	1,2,3,4	20-35	1, 2	135	25	12,000
Set 2	120	842039H	1,2,3,4,5	20-35	1, 2, 3	125	25	12,000
set 3	120	842064H	1,2,3,2*4,5,6	20-35	1,3,4	125	25	12,000

⚠ Also available with HSK or ISO adapters.

øD	B	Code No.	Cutter No.	Profile	z	ød
120	16	8424113	1	4	2	20
120	5	8420123	2		4	20
120	15	8420133	3		2	20
88.0	15	8420143	4		2.0	20.0
120.0	16	8424153	5	4	2.0	20.0
120.0	15	8420163	6		2.0	20.0



### Counter - Profile CNC Router Set


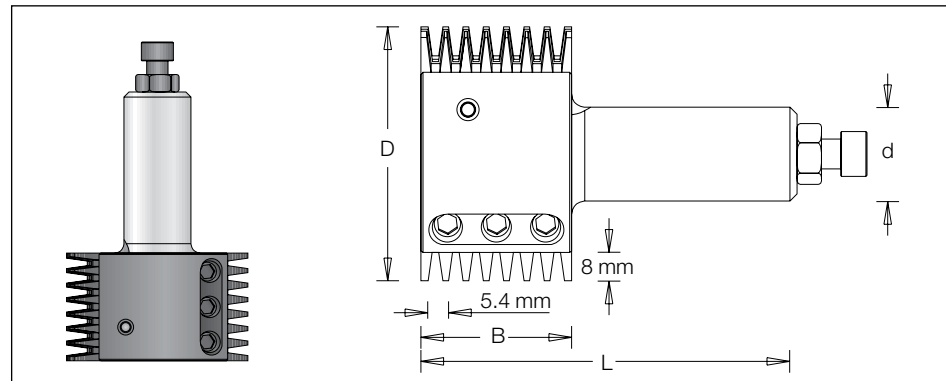


Spare Parts:									
Arbor	Spacer	Spacer	Spacer	Cover	Arbor screw	Stopper screw	Allen key	T.C. Blade Profile 1	T.C. Blade Profile 2
#190 820 H	#196 360 0	#196 365 0	#196 370 0	#199 720 3	#193 608 0	#193 042 0	#194 015 0	#311 752 0	#311 752 1
L=127	5x45	10x45	13x45	12x45	M5x20	M8x16	S4	15.7x30x2	15.7x30x2
T.C. Blade Profile 3	T.C. Blade Profile 4	Wedge	Allen screw	Torx screw	Allen key	T.C. Blade	T.C. Blade	T.C. Blade nut	T.C. Blade nut
#311 752 2	#311 752 3	#199 032 6	#193 026 5	#193 148 2	#194 0035	#300 850 4	#300 850 2	#192 360 0	#192 350 0
15.7x30x2	15.7x30x2	L=14	M6x16	M8x5.6	S3	18x18x2.5	14x14x1.2	M4*0.5D=9.9	M4*0.5D=11.9
Torx screw	Torx key	T.C. Blade	T.C. Blade	T.C. Blade	T.C. Blade	Torx screw	Torx key	T.C. Blade	T.C. Blade
#199 032 6	#194 110 0	#311 451 2	#199 038 5	#193 026 5	#194 003 5	#193 030 0	#194 110 0	#311 451 2	#199 038 5
L=14	T9	14.3x12x1.5	L=13.5	M6x16	S3	M4x4	T9	14.3x12x1.5	L=13.5
T.C. Blade	Wedge	Allen screw	Allen key	gauge*	T.C. Blade	T.C. Blade	T.C. Blade	T.C. Blade	T.C. Blade
#311 752 0 L	#311 752 1 L	#311 752 2 L	#311 752 3 L	#199 032 6	#193 026 5	#193 148 2	#194 0035	#311 752 0 L	#311 752 1 L
15.7x30x2	15.7x30x2	15.7x30x2	15.7x30x2	L=14	M6x16	M4x5.6	S3	15.7x30x2	15.7x30x2



### Finger Joint Router Cutter

Disposable insert finger jointing router cutter complete with two cutting flutes. Suitable for producing finger joints in softwoods, hardwoods and man-made boards. For use on routers and machining centres with CNC control.

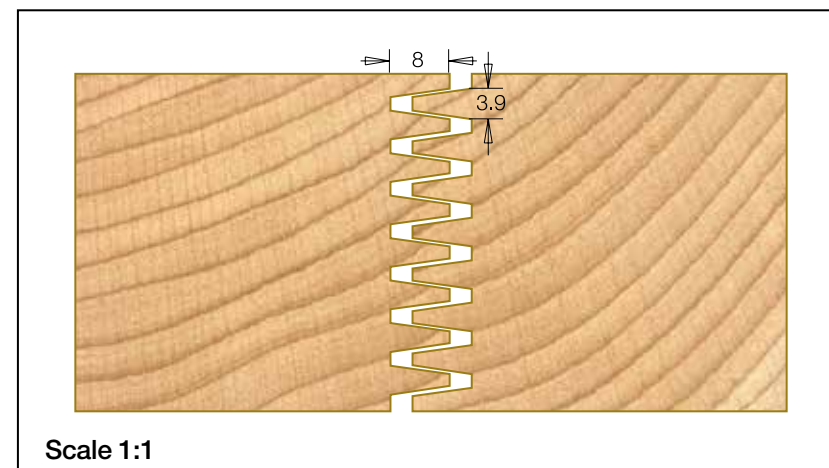


øD	Code No.	B	Z	L	ød	n
70	8560110	40	2	100	25	12,000


▲ Also available with 20 mm diameter shank.

#### Spare Parts:

T.C. Blade	Supporting plate	Allen screw	Wedge	Allen key
315 650 2 40x28x1.5	199 110 1 40x22.5x4	193 040 0 M8x10	199 022 0 40x13.5x8	194 015 0 S-4



### Engraving System



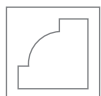
The versatile Engraving Insert System features one tool body with 40 unique insert knives of the highest industrial quality, to ensure cleaner cuts and longer life than most other standard solid router bits.

Designed for a wide variety of applications including straight cut, core box, round corner, V-groves and cutting & chamfering. Ideal for cutting laminated materials, veneers, MDF, plastics, wood and solid surfaces.

The system was specially engineered to enable a quick, easy exchange of inserts while mounted in CNC machines; eliminating setup-time while maintaining consistent cutting accuracy. The balanced design minimizes vibration resulting in superior cutting.



Grooving & Sizing



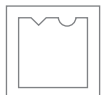
Profiling & Chamfering



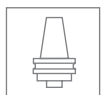
Door Frame & Panel



Jointing & Rebating



Carving



Clamping Systems & Adapters



Grooving & Sizing



Profiling & Chamfering



Door Frame & Panel



Jointing & Rebating



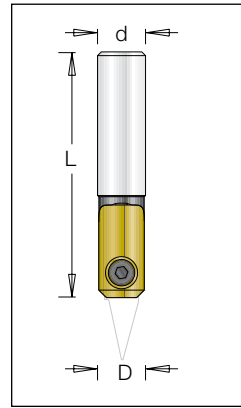
Carving



Clamping Systems & Adapters

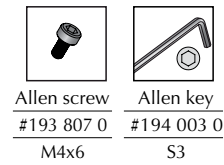


### Engraving System



Code No.	D	L	ød
G1853x05*	12	65	8
G1853x09*	12	65	12

Also available with 1/4 & 1/2 diameter shank.  
\*Body only.



V-Groove 30°  
Engraving  
Insert Knives

Code No.	D
* 3185005	0.12
* 3185006	0.24
3185007	0.5
3185008	0.75
3185009	1.0
3185010	1.5
3185011	2.25

V-Groove 60°  
Engraving  
Insert Knives


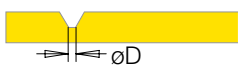
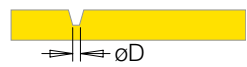
Code No.	D
* 3185018	0.12
* 3185019	0.25
3185020	0.5
3185021	0.75
3185022	1.0
3185023	1.5
3185024	2.25

V-Groove 90°  
Engraving  
Insert Knives

Code No.	D
3185014	0.12
3185015	0.24
3185016	0.5
3185017	1

Straight  
Engraving  
Insert Knives

Code No.	D	B
3185032	3.2	5
3185033	4.76	6
3185034	6.35	7
3185035	7.94	8



\*Only for use with controllable feed rate machines.

Core box  
Engraving  
Insert Knives

Code No.	R	B
3185028	1.6	5
3185029	2.4	6
3185030	3.2	7
3185031	4.0	8

Corner round  
Engraving  
Insert Knives

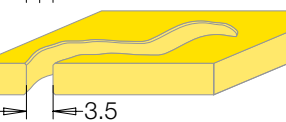
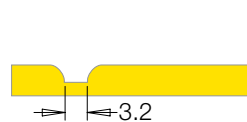

Code No.	R	B
3185025	1.6	8
3185026	2.4	8
3185027	3.2	8

Cutting and chamfering  
Engraving  
Insert Knives

Code No.	B
3185040	0.5
3185036	1.0
3185002	1.5
3185037	1.8
3185041	2.3
3185042	3.3
3185012	3.6

Code No.	B
3185043	4.3
3185013	4.6
3185003	5
3185044	5.5
* 3185038	6.3
* 3185039	8.3

\* Only for Chamfer operation.



Scale -1:1

### Engraving System

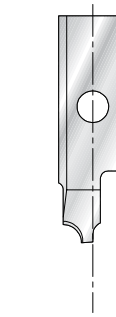

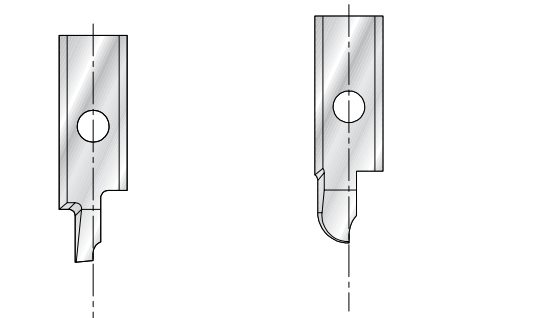
#### Engraving System feed Rates.

Straight and Core Box Max. Feed Vars. RPM (Cutting Depth 1D) mm/min

Head Diameter (mm)	3.2	4.76	6.35	7.93
Rotation Speed (RPM)	Recommended Feed Rate (mm/min)			
6000	600	780	900	1080
7000	700	910	1050	1260
8000	800	1040	1200	1440
9000	900	1170	1350	1620
10000	1000	1300	1500	1800
11000	1100	1430	1650	1980
12000	1200	1560	1800	2160
13000	1300	1690	1950	2340
14000	1400	1820	2100	2520
15000	1500	1950	2250	2700
16000	1600	2080	2400	2880
17000	1700	2210	2550	3060
18000	1800	2340	2700	3240
19000	1900	2470	2850	3420
20000	2000	2600	3000	3600
21000	2100	2730	3150	3780
22000	2200	2860	3300	3960
23000	2300	2990	3450	4140
24000	2400	3120	3600	4320
25000	2500	3250	3750	4500
26000	2600	3380	3900	4680
27000	2700	3510	4050	4860
28000	2800	3640	4200	5040

Round Corner Recommended Feed Vars. RPM mm/min

Knife Radius (mm)	1.6	2.4	3.2
Rotation Speed (RPM)	Recommended Feed Rate (mm/min)		
6000	1500	1320	1200
7000	1750	1540	1400
8000	2000	1760	1600
9000	2250	1980	1800
10000	2500	2200	2000
11000	2750	2420	2200
12000	3000	2640	2400
13000	3250	2860	2600
14000	3500	3080	2800
15000	3750	3300	3000
16000	4000	3520	3200
17000	4250	3740	3400
18000	4500	3960	3600
19000	4750	4180	3800
20000	5000	4400	4000
21000	5250	4620	4200
22000	5500	4840	4400
23000	5750	5060	4600
24000	6000	5280	4800
25000	6250	5500	5000
26000	6500	5720	5200
27000	6750	5940	5400
28000	7000	6160	5600



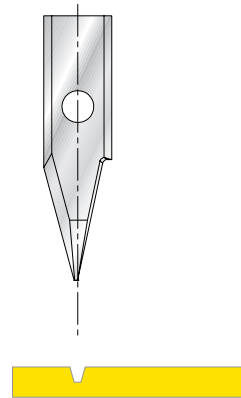
### Engraving System

#### Engraving System Feed Rates.

V-Groove Routing Recommended Max. Feed Vars. RPM (inch/min)

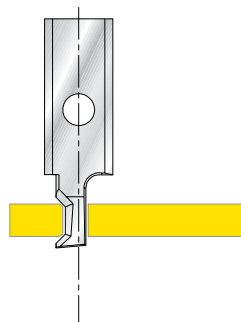
Head Diameter (D) mm	0.1	0.25	0.5	0.75	1	1.5	2.25
Rotation Speed (RPM)	Max. Feed Rate mm/min						
6000	480	1200	2400	3600			
7000	560	1400	2800				
8000	640	1600	3200				
9000	720	1800	3600				
10000	800	2000	4000				
11000	880	2200					
12000	960	2400					
13000	1040	2600					
14000	1120	2800					
15000	1200	3000					
16000	1280	3200					
17000	1360	3400					
18000	1440	3600					
19000	1520	3800					
20000	1600						
21000	1680						
22000	1760						
23000							
24000	1920						
25000	2000						
26000	2080						
27000	2160						
28000	2240						

NO LIMIT



Sizing and Chamfering Recommended Feed Vars. RPM mm/min

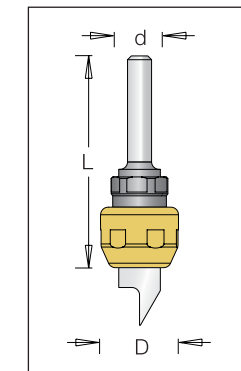
Material Thickness (mm)	2	3	4.6	5.6	6	7.2	8
Rotation Speed (RPM)	Recommended Feed Rate (mm/min)						
6000	1500	1320	1200	1080	1500	1320	1200
7000	1750	1540	1400	1260	1750	1540	1400
8000	2000	1760	1600	1440	2000	1760	1600
9000	2250	1980	1800	1620	2250	1980	1800
10000	2500	2200	2000	1800	2500	2200	2000
11000	2750	2420	2200	1980	2750	2420	2200
12000	3000	2640	2400	2160	3000	2640	2400
13000	3250	2860	2600	2340	3250	2860	2600
14000	3500	3080	2800	2520	3500	3080	2800
15000	3750	3300	3000	2700	3750	3300	3000
16000	4000	3520	3200	2880	4000	3520	3200
17000	4250	3740	3400	3060	4250	3740	3400
18000	4500	3960	3600	3240	4500	3960	3600
19000	4750	4180	3800	3420	4750	4180	3800
20000	5000	4400	4000	3600	5000	4400	4000
21000	5250	4620	4200	3780	5250	4620	4200
22000	5500	4840	4400	3960	5500	4840	4400
23000	5750	5060	4600	4140	5750	5060	4600
24000	6000	5280	4800	4320	6000	5280	4800
25000	6250	5500	5000	4500	6250	5500	5000
26000	6500	5720	5200	4680	6500	5720	5200
27000	6750	5940	5400	4860	6750	5940	5400
28000	7000	6160	5600	5040	7000	6160	5600



### Mini Engraving 1/8" Shank


NEW

1/8" shank mini engraving system for small CNC machines with seven different knife profiles for curving and engraving. Ideal for cutting veneers, MDF, plastics, wood and solid surfaces.

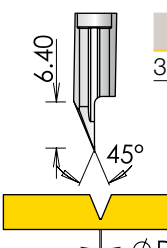


Code No.	D	L	ød
G1853x3Z*	10.3	28	3.18

\*Body only.

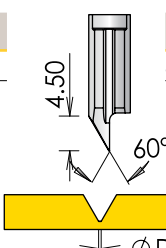


V-Groove 45° Engraving Insert Knives



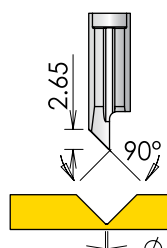
Code No.	D
3185202	0.2

V-Groove 60° Engraving Insert Knives



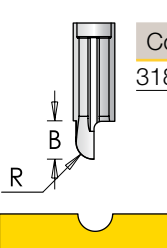
Code No.	D
3185203	0.2

V-Groove 90° Engraving Insert Knives



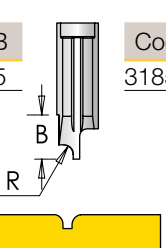
Code No.	D
3185204	0.2

Corer Box Engraving Insert Knives



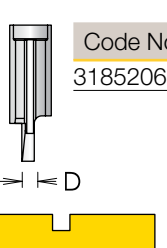
Code No.	R	B
3185200	2.3	5

Corner round Engraving Insert Knives



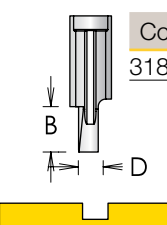
Code No.	R	B
3185201	1.3	6

Straight Engraving Insert Knives



Code No.	D	B
3185206	2.3	5

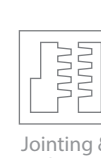
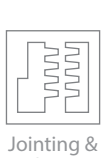
Straight Engraving Insert Knives



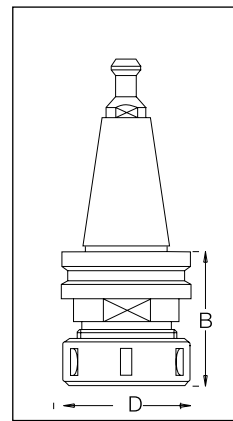
Code No.	D	B
3185205	3.3	6

CNC

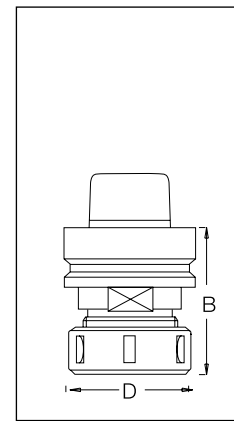
CNC



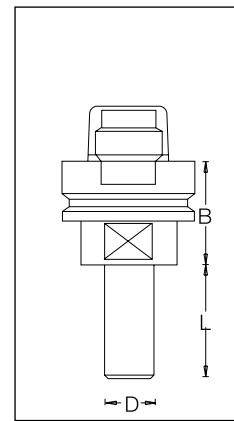
### Tool Holder for CNC Machine



ISO Tool Holder



HSK Tool Holder



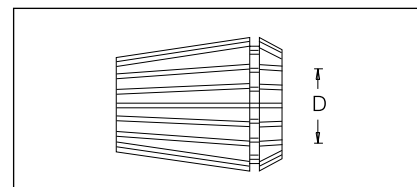
HSK Tool Holder with An Arbor

Code No.	Adapter standard	øD	B	ød
641011	ISO 30	50	42	ER32
641012	ISO 30	63	55	ER40
641021	ISO 40	50	63	ER32
641019	ISO 40	63	73	ER40

Code No.	Adapter standard	øD	B	ød
641031	HSK63	50	76	ER32
641030	HSK63	63	76	ER40
615100	HSK63	63	115	ER40
615098	HSK63	60	76	462E
615099	HSK63	60	115	462E

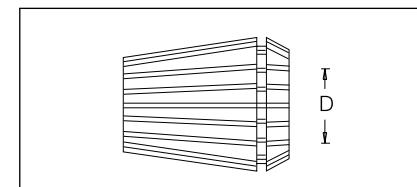
Code No.	Adapter standard	øD	B	L
643001	HSK63	30	33	55
643002	HSK63	30	33	100

#### Collets for ER32 Nut



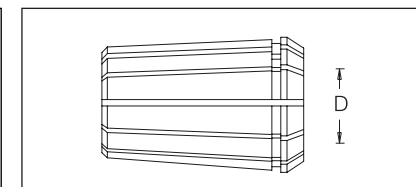
øD	Code No.
2-3	615040
3-4	615041
4-5	615042
5-6	615043
6-7	615044
7-8	615012
8-9	615046
9-10	615010
10-11	615048
11-12	615049
12-13	615009
13-14	615051
14-15	615008
15-16	615053
16-17	615054
17-18	615055
18-19	615056
19-20	615011
Complete set for ER 32 collets	615090

#### Collets for ER40 Nut



øD	Code No.
3-4	615060
4-5	615061
5-6	615062
6-7	615063
7-8	615064
8-9	615065
9-10	615007
10-11	615031
11-12	615032
12-13	615006
13-14	615070
14-15	615005
15-16	615030
16-17	615073
17-18	615074
18-19	615004
19-20	615003
20-21	615077
21-22	615078
22-23	615079
23-24	615080
24-25	615002
25-26	615001
Complete set for ER40 collets	615091

#### Collets for 462E Nut

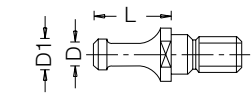


øD	Code No.
4.5-5.0	615105
5.5-6.0	615106
7.5-8.0	615108
9.5-10.0	615109
11.5-12.0	615110
13.5-14.0	615111
15.5-16.0	615115
17.5-18.0	615116
19.5-20.0	615117
24.5-25.0	615118
Complete set for 462E collets	615092

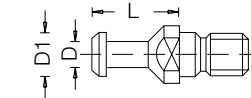


Key	Code. No.
For ER32 nut	631004
For ER40 nut	631003

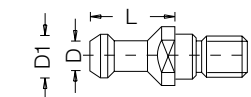
### Tool Holder for CNC Machine



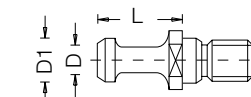
For machines	Adapter	Code No.	øD1	øD	L	G
Morbidelli, SCM	ISO 30	650010	8.5	6.5	22	M10



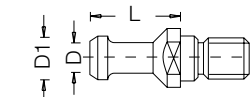
Busellato, Weeke, Bulleri	ISO 30	650011	13	9	24	M12
Cosmec, Reichenbacher	ISO 40	650020	19	14	26	M16



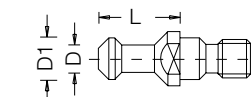
Alberti, Vitap, Masterwood	ISO 30	650013	13	9	24	M12
----------------------------	--------	--------	----	---	----	-----



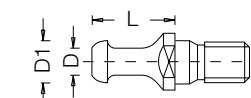
Esseteam	ISO 30	650014	12	8	24	M12
----------	--------	--------	----	---	----	-----



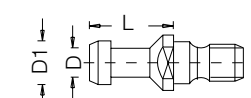
CMS	ISO 30	650015	12.8	9	24	M12
-----	--------	--------	------	---	----	-----



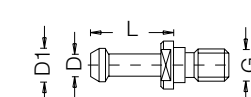
Belotti	ISO 30	650016	13	9	23	M12
---------	--------	--------	----	---	----	-----



Biesse	ISO 30	650017	12	8	24	M12
--------	--------	--------	----	---	----	-----



Biesse Masterwood	ISO 30	650018	13	9	24	M12
-------------------	--------	--------	----	---	----	-----



Shoda (BT30-BT40), Heian (BT35)	BT 30	650031	11	7	23	M12
	BT 35	650040	13	8.5	28	M12
	BT 40	650050	15	10	35	M16



Grooving & Sizing



Profiling & Chamfering



Door Frame & Panel



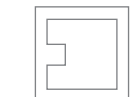
Jointing & Rebating



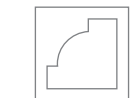
Carving



Clamping Systems & Adapters



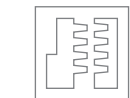
Grooving & Sizing



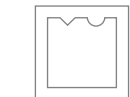
Profiling & Chamfering



Door Frame & Panel



Jointing & Rebating



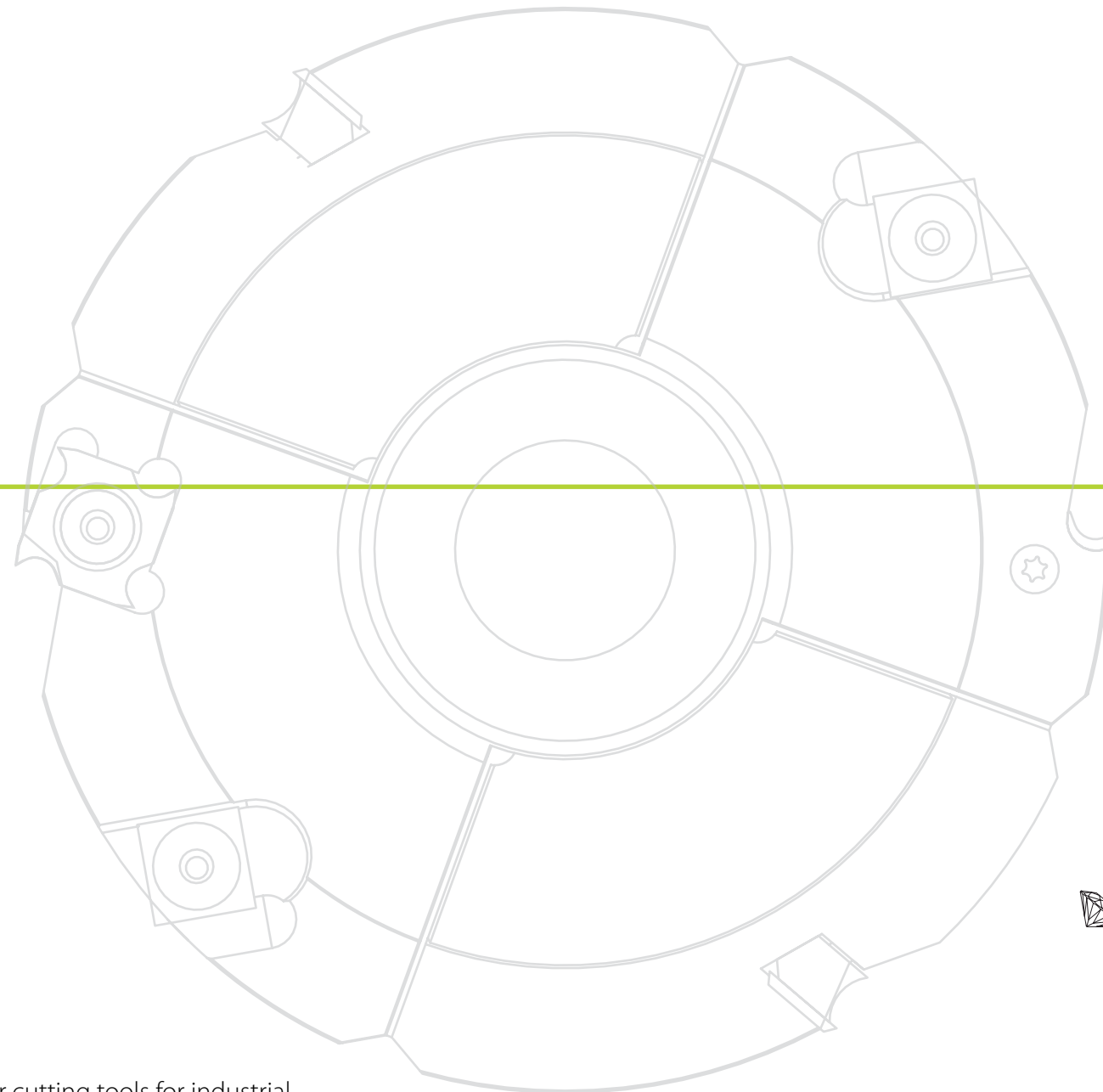
Carving



Clamping Systems & Adapters



# Cutters




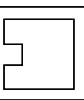
# Cutters INDEX

A comprehensive range of standard and custom shaper cutting tools for industrial and professional use.

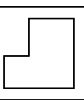
- Cutters with replaceable knife system for industrial applications
- Diversified range of brazed cutters, specially designed for high precision
- Multi-profile system with over 200 knife profile variations
- Polycrystalline Diamond (PCD) tool technology, for ultra-hard-wearing, long-life cutting quality and reliability in man-made boards, composite materials, non-ferrous metals and plastics.

quality and reliability in man-made boards, composite materials, non-ferrous metals and plastics.

Illustrated Visual Index	126 - 127
Technical Information	128 - 131
 Diamond (PCD) Tool <b>NEW</b>	132 - 134
Grooving	135 - 142
Rebating	143 - 144
Planing Heads	145 - 148
Profiling	149 - 161
Jointing	162 - 165
Door Frame & Panel	166 - 177
Multi Profile System	176 - 193



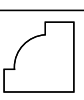
Grooving



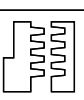
Rebating



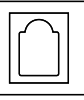
Planing



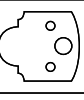
Profiling



Jointing



Door Frame & Panel



Multi Profile

# Cutters

Index

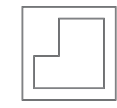
# Cutters

Index

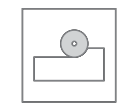
Cutters



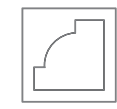
Grooving



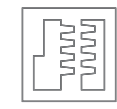
Rebating



Planing



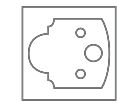
Profiling



Joining


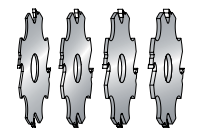


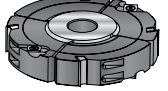


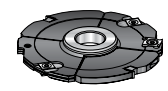

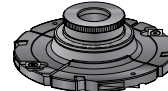


Door Frame & Panel


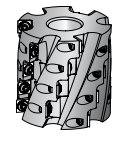


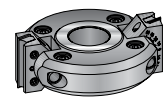



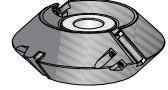
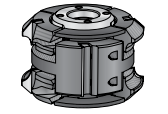
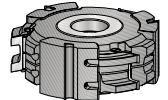

Multi Profile


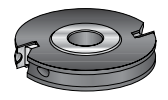
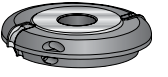

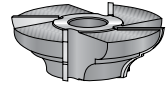
				
PCD - Jointing Cutter-heads for Edge Bending Machines	PCD - Straight Trimming Cutters	PCD - Radius Trimming Cutters	PCD - Biscuit Grooving Cutter for Lamello Machines	PCD - Profile Grooving Cutter for Lamello Profile Connectors
132	133	133	134	134

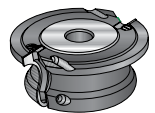

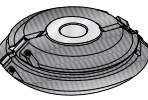
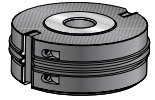

				
Grooving Cutter 3 - 20mm	Adjustable Brazed Grooving Cutter Set 3-18 mm	Grooving Cutter with Scorers 4 - 12mm	Adjustable Brazed Grooving Cutter with Scorers 1.8 - 50mm	Adjustable Grooving and Rebating Cutter with Scorers 4 - 100mm
135	136	137	138	139

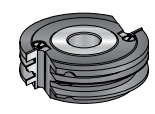


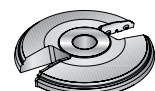
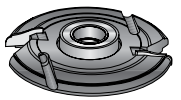
				
Adjustable Grooving Cutter with Scorers 4 - 15.5mm	Adjustable Thin Kerf Grooving Cutter 1.5 - 6mm	Adjustable Grooving Cutter with Scorers (with ring nut) 4 - 24mm	Rebating Cutter	Rebating Cutter
140	141	142	143	144

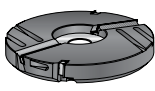




				
Roughing Cutter Planer Head with TC blades	Roughing Cutter Planer Head 14x14x2TC Blades	Disposable Insert Planning Cutter Head	Finish cutter Planer Head with HSS/TC blades	Adjustable Beveling Cutter
145	145	146	147-148	149

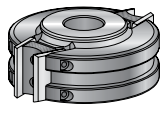
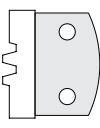
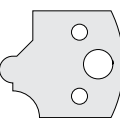
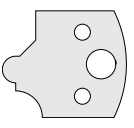
				
Adjustable Beveling Cutter	Chamfering Cutter	Adjustable Rounding & Chamfering Cutter Set	Adjustable Rounding & Rebating Cutter	Rounding Over Cutter
150	151	152-153	154	155

				
Convert Profile Cutter	Concave Profile Cutter	Corner Round / Cove Cutter	Multi Round Over Cutter	Custom Made Profile Cutters
156	157	158	159	160

				
Handrail Cutter	Glue Joint Cutter	Disposable Insert 45° Mitre Lock Cutter	Glue Joint Cutter	Biscuit Jointer Cutter
161	162	162	163	164-165

				
Tongue & Groove Cutter	Counter - Profile Cutters Set	Raised Panel Cutter	Raised Panel Cutter	Raised Panel Cutter
166	167-169	170	171	172

				
Raised Panel Cutter	Raised Panel Cutter	Raised Panel Cutter	Isis - Combine Set for Raised Panel & Tongue & Groove	Combined Set - for Raised Panel and Tongue & Groove
173	174	175	176	177

				
Multi Profile System Cutters 40/50 mm	Multi Profile System 40 mm T.C.T	Multi Profile System 40 mm	Multi Profile System 50 mm	
178	179	180-188	189-193	



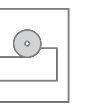
Cutters



Grooving



Rebating



Planing



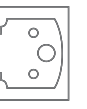
Profiling



Joining



Door Frame & Panel



Multi Profile

### Technical Information

#### GROOVING AND REBATING

**Application:** Brazed and replaceable carbide knives Cutters for Grooving and rebating with a fixed or adjustable width for making slots and rebating in all types of wood, for use with mechanical or hand feed according to the EN 847 standard requirements.

**Machine:** Spindle Molder or Multi spindle

**Material:** Solid Wood, Boards.

**Technical Information:** The adjusting in adjustable cutters is done with a set of spacer rings with a minimum step of 0.05 or continuous adjusting by a ring nut. Bore size accuracy H7 a range of dimensions between 1" to 50mm.



#### PRE PLANER

**Application:** Rough Planning.

**Machine:** Spindle molder and multi spindle molder machines.

**Material:** Soft and Hard wood.

**Technical Information:** Six spiral flute, large gullet segmented edge by large number of 2 or 4 sided knives which allow fast feed rate, low noise and energy saving. An additional finish pass will be required for fine surface finish.



#### FINE PLANER

**Application:** Fine quality planning.

**Machine:** Spindle molder and multi spindle machine.

**Material:** Soft and hard wood.

**Technical information:** Cutter heads with HW and HSS quality replaceable knives.

The replaceable carbide knives cutter head includes unique design for fast knife replacement, large gullet space and a special HSS chip flow edge on the wedge in order to maintain smooth chip flow. Also a long lasting lifetime for the cutter parts, with a unique quick clamping system. The finish planning heads can be used with either four planning knives or with two knives and an additional attachment for rounding /chamfering corners.



#### PROFILE CUTTERS AND SETS

**Application:** Brazed and replaceable carbide knives Cutters for Profiling and Joining in all types of wood, for use with mechanical or hand feed according to the EN 847 standard requirements.

**Machine:** Spindle molder.

**Material:** Solid wood and boards.

**Technical information:** Cutter body made from Alloy steel for heavy use or Aluminum for light machines



### Technical Information

#### Determination of Number of Teeth (Chart 1)

For your convenience we have drawn up some charts in order to assist you in better defining your tool.

The table below indicates the required number of teeth, (Z), for a cutterhead according to:

- Rotation speed, n (min-1)
- Feed rate, s (m.min-1)
- Tooth progress, fz (mm) in each rotation

suggested values for fz\*:

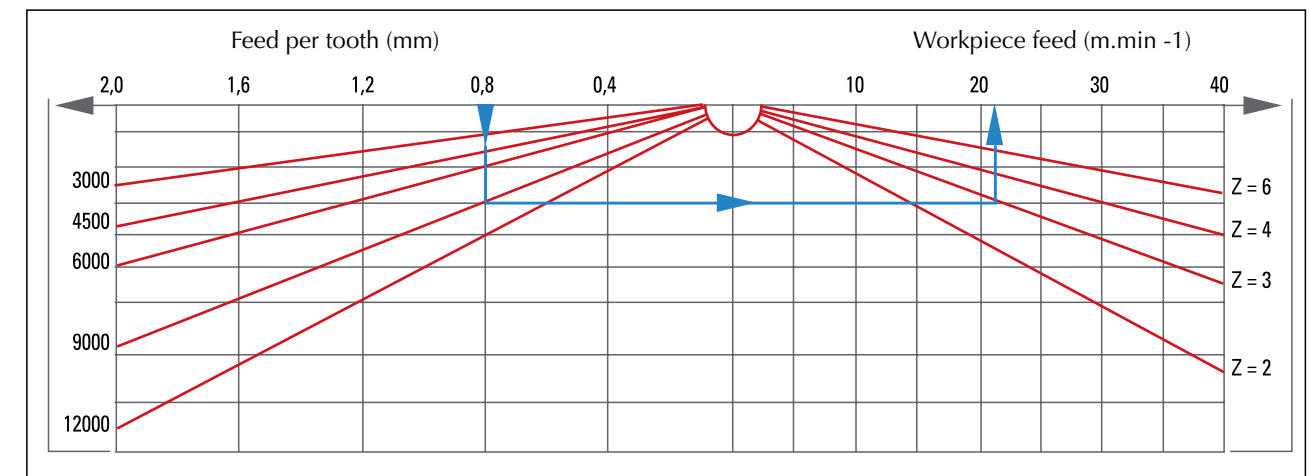
- 0.3 to 0.8 mm fine
- 0.8 to 2.5 mm smooth
- 2.5 to 5.0 mm coarse

\*The best finish is obtained when a tooth progress of between 0.3 and 0.8 mm is achieved.

Example:

- fz = 0.8 required
- Rotation speed, n = 3500 min-1
- Feed rate, s = 20 m.min-1
- Number of teeth, Z = ?
- From the table we obtain Z = 3

(Chart 1)



Grooving



Rebating



Planing



Profiling



Jointing



Door Frame & Panel



Multi Profile



Grooving



Rebating



Planing



Profiling



Jointing



Door Frame & Panel



Multi Profile



### Determination of linear Cutting Speed (Vc) (Chart 2):

- The linear cutting speed (Vc) can be calculated when the diameter of the tool and rotational speed are known.
- The maximum permitted rotational speed, „n max.“, of each tool is etched on the tool body.
- This is not the optimum speed, but the maximum safe operating speed which must not be exceeded.
- As a rule, the optimum speed is 20% – 30% below the maximum speed.

$$n \text{ (r.p.m.)} = \frac{1000 \cdot 60}{\pi \cdot D} \cdot \frac{Vc}{\text{sec}}$$

$$Vc = \frac{\pi \cdot D \cdot n}{60,000}$$

$Vc = \text{Speed } \frac{\text{M}}{\text{sec}}$   
 $D = \text{Diameter mm}$   
 $n = \text{Spindle R. P.M.}$

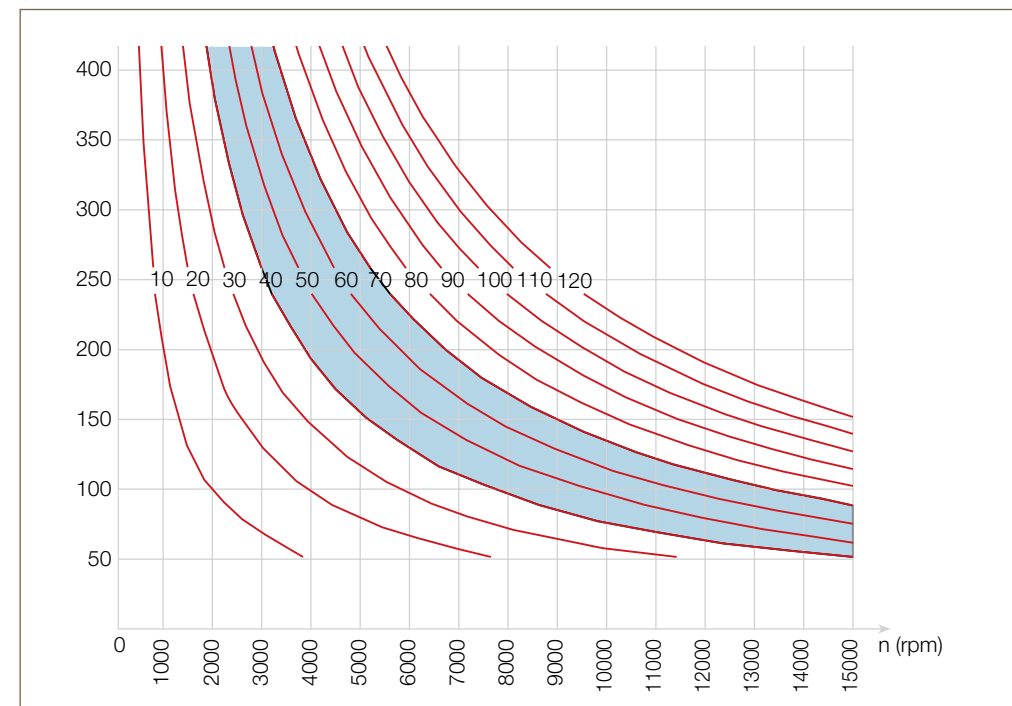
Example:

- D = 140 mm
- r.p.m. = 8000 min<sup>-1</sup>
- vc = ?
- From the table we obtain vc = 58,6 m · sek<sup>-1</sup>
- In relation to tool diameter, D, the optimum rotational speed can be obtained from the table

Example:

- Cutter diameter D = 140 mm optimum rotational speed range n = 5500 – 9000 min<sup>-1</sup>

(Chart 2)

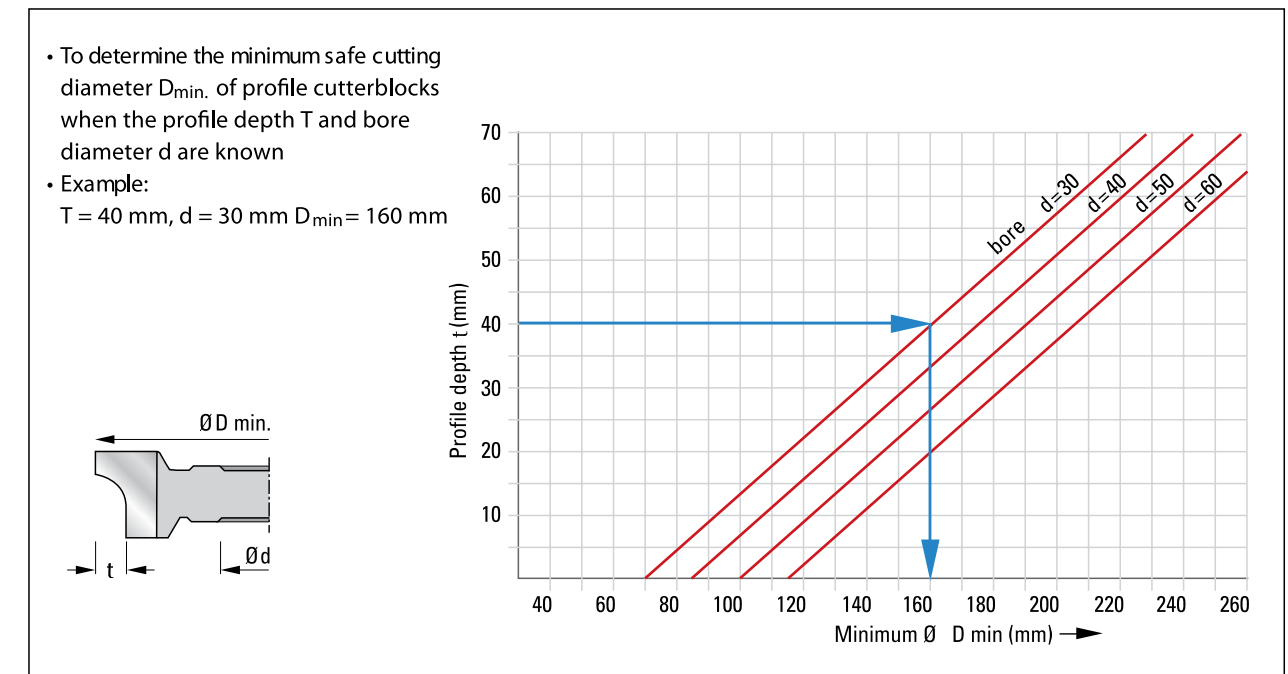


### Minimum Diameter (Chart 3)

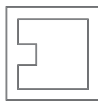
The table below explains the relation between the profile cutting depth and the minimum tool diameter. In tools with replaceable tips the final diameter might be bigger.

- The minimum safe cutting diameter of the tool is determined within the meaning of VBG 7 (Federal German Industrial Law), and can be calculated from the following tables. No consideration is taken of the number of knives, feed rate or cutting speed

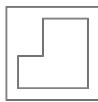
(Chart 3)



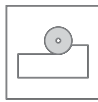
- To determine the minimum safe cutting diameter  $D_{min}$  of profile cutterblocks when the profile depth  $T$  and bore diameter  $d$  are known
- Example:  
 $T = 40 \text{ mm}, d = 30 \text{ mm } D_{min} = 160 \text{ mm}$



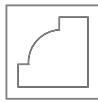
Grooving



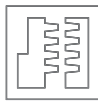
Rebating



Planing



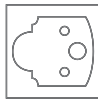
Profiling



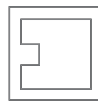
Jointing



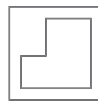
Door Frame & Panel



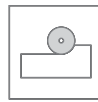
Multi Profile



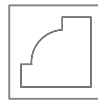
Grooving



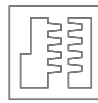
Rebating



Planing



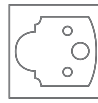
Profiling



Jointing



Door Frame & Panel



Multi Profile

# Cutters

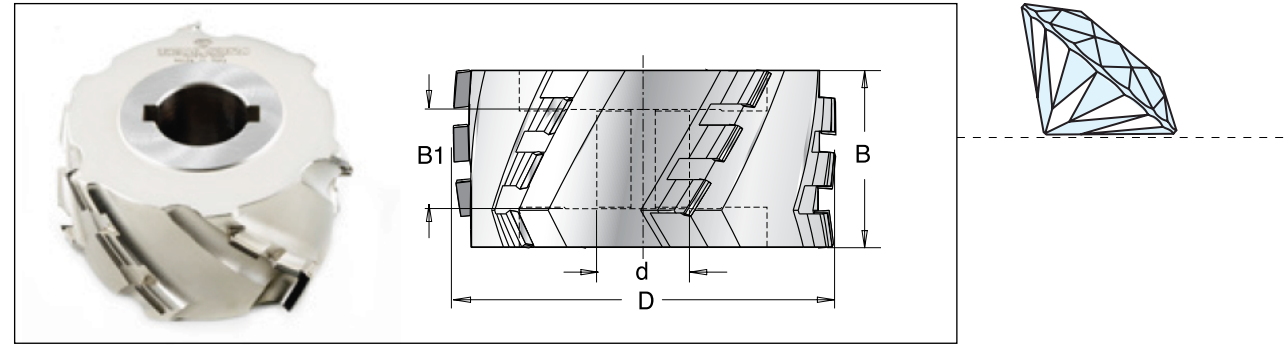
PCD

## PCD - Jointing Cutterheads for Edge Bending Machines

NEW

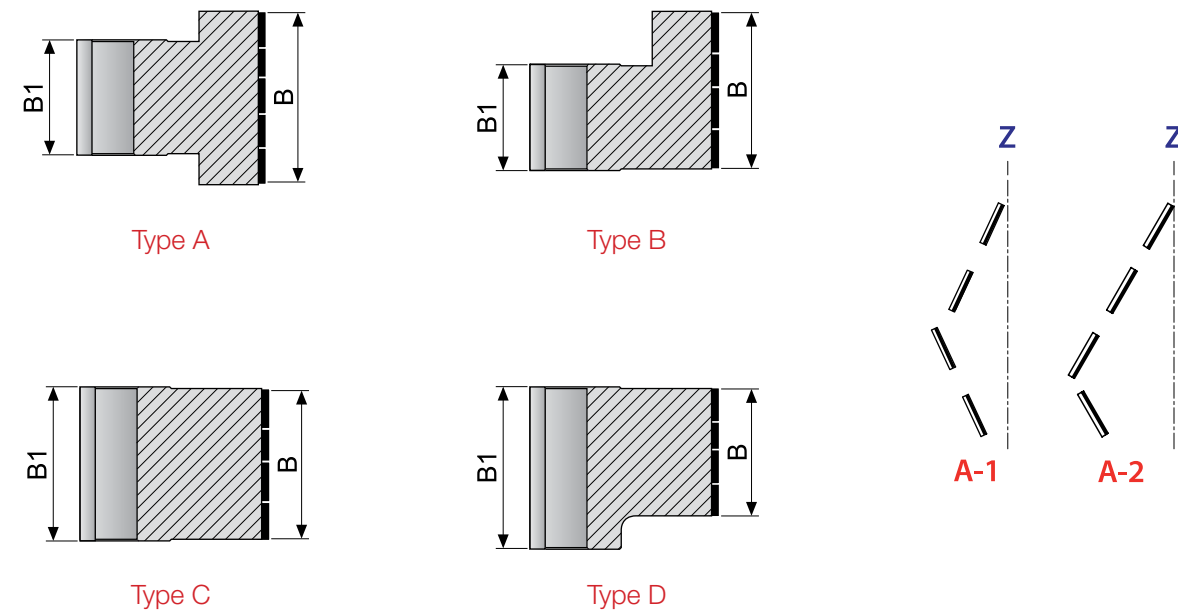
**Properties:** Anti-chipping cutter heads. Jointing cutter for edge banding machines or for squaring machines. Fits most common machines in the market. Diamond H3 Axial 30° design for better finishing and tool life. Feedwise and counter feed rotation.

**Application:** Suitable for working on chipboard, laminated, veneered, coated and MDF. Optimized unloading for faster chip discharge. Excellent finishing of the panel. Low noise.



øD	Code No.		B	B1	Z	Type	Axial	ød	Machine	n	m/min
	Upcut	Downcut									
100	3831.100.34	3831.101.34	34	36	3+3	C	A2	30DKN	IMA, Brandt	18,000-25,000	18-25
	3831.100.48	3831.101.48	48	40.6	3+3	B	A2	30DKN	IMA, Brandt	18,000-25,000	18-25
	3831.125.43	3831.126.43	43	40	3+3	A	A1	30DKN	Homag	18,000-25,000	18-25
125	3831.125.63	3831.126.63	63	40	3+3	A	A1	30DKN	Homag	18,000-25,000	18-25
	3831.125.45	3831.126.45	45	40	3+3	A	A2	30DKN	Biesse	18,000-25,000	18-25
	3831.125.48	3831.126.48	48	42	3+3	A	A2	30DKN	IMA	18,000-25,000	18-25
	3831.125.64	3831.126.64	64	40	3+3	A	A2	30DKN	IMA	18,000-25,000	18-25
	3831.125.64	3831.126.64	64	40	3+3	A	A2	30DKN	IMA	18,000-25,000	18-25

■ Available upon request



# Cutters

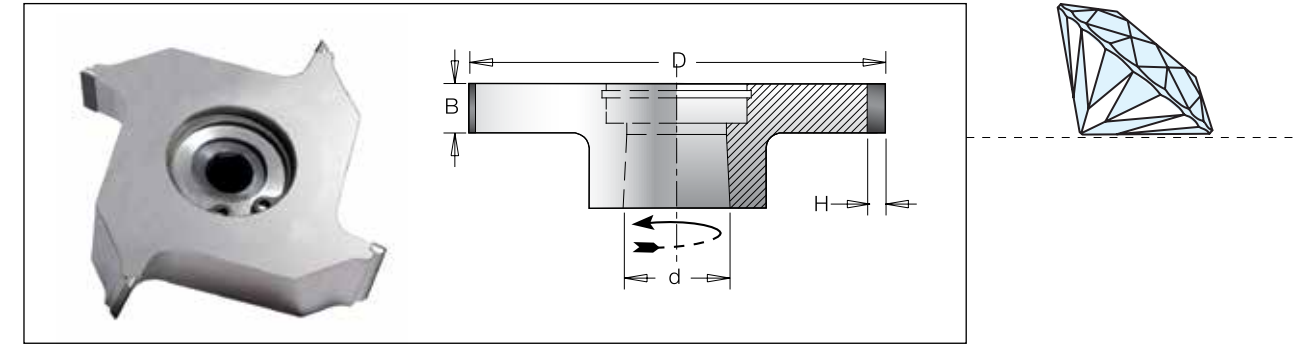
PCD

## PCD - Straight Trimming Cutters

NEW

**Properties:** Edge bending / grooving cutter blocks for working on glue edges for flush trimming, chamfering and profiling. Diamond in H3. Fits most common machines in the market. Counter feed machining.

**Application:** Suitable for chipboard panels laminated, coated, veneered, MDF. Optimized unloading for faster chip removal. Excellent finishing due to HSK holders for a perfect fit with the drive shaft, achieving best quality.



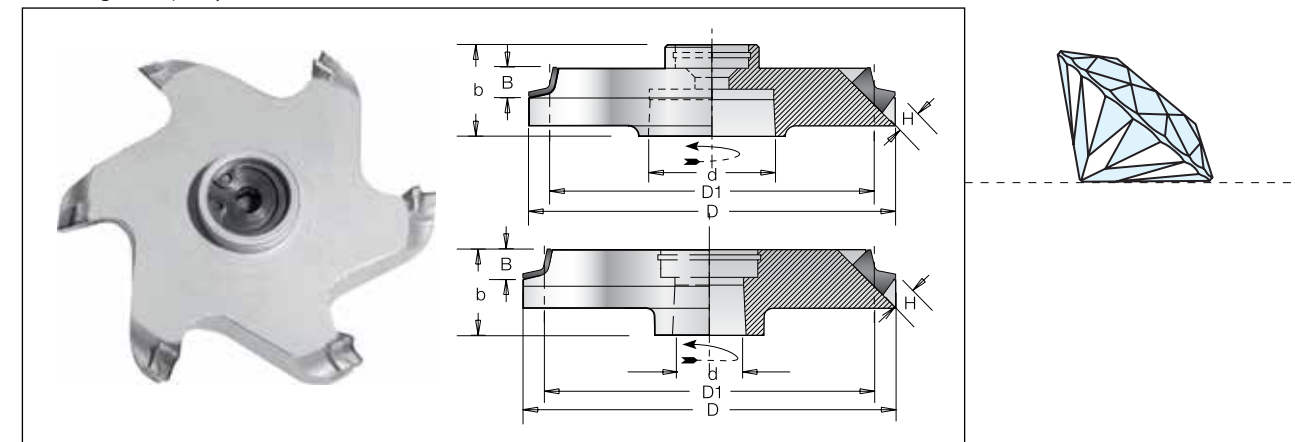
øD	Code No.		B	Z	H	ød
	RH	LH				
70	3810.074.08	3810.174.08	8	4	3	HSK25
	3810.076.08	3810.176.08	8	6	3	HSK25
	3810.074.15	3810.174.15	15	4	3	HSK25
73	3810.076.15	3810.176.15	15	6	3	HSK25
	3810.074.06	3810.174.06	6	4	3	HSK25
	3810.076.06	3810.176.06	6	6	3	HSK25

## PCD - Radius Trimming Cutters

NEW

**Properties:** Radius trimming cutters for making radius edges. Diamond height H=3.0mm. Counter feed machining.

**Application:** Suitable for chipboard panels laminated, coated, veneered, MDF. Optimized unloading for faster chip removal. Excellent finishing due to HSK holders for a perfect fit with the drive shaft, achieving best quality.



øD	Code No.		B	R	Z	H	ød
	RH	LH					
78	3910.078.20	3910.178.20	23	2	4	3	HSK25
	3920.078.20	3920.178.20	23	2	6	3	HSK25
79	3910.079.20	3910.179.20	23	2	4	3	HSK25
	3920.079.20	3920.179.20	23	2	6	3	HSK25
70	3910.070.20	3910.170.20	17.5	2	4	3	HSK25
	3920.070.20	3920.170.20	17.5	2	6	3	HSK25
70	3910.070.30	3910.170.30	17.5	3	4	3	HSK25
	3920.070.30	3920.170.30	17.5	3	6	3	HSK25

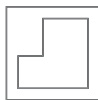
Cutters

Cutters



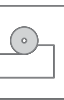
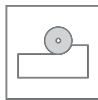
Grooving

Grooving



Rebating

Rebating



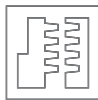
Planing

Planing



Profiling

Profiling



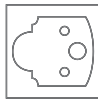
Jointing

Jointing



Door Frame & Panel

Door Frame & Panel



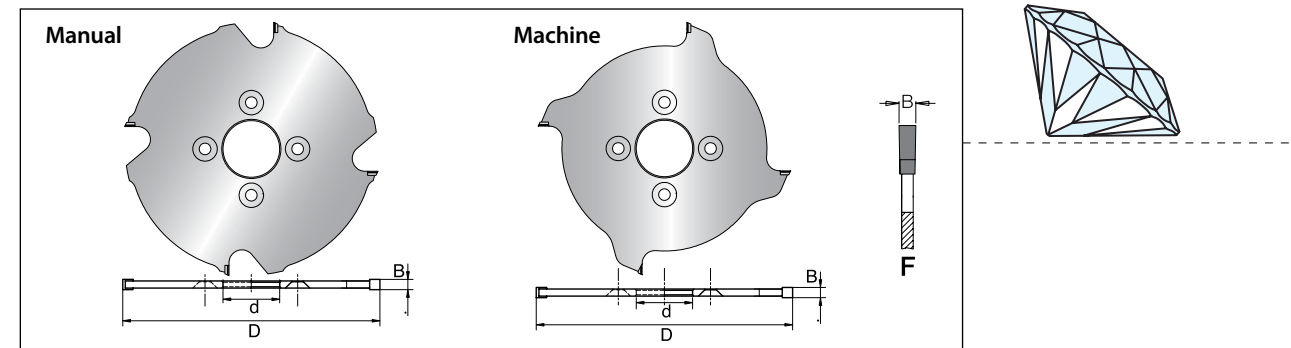
Multi Profile

Multi Profile

## PCD - Biscuit Grooving Cutter for Lamello Machines

**NEW**

**Properties:** Grooving cutter to produce biscuit grooves. Diamond height of H=4.0mm.  
**Application:** Suitable for portable biscuit grooving machines such as Lamello or Top 20.



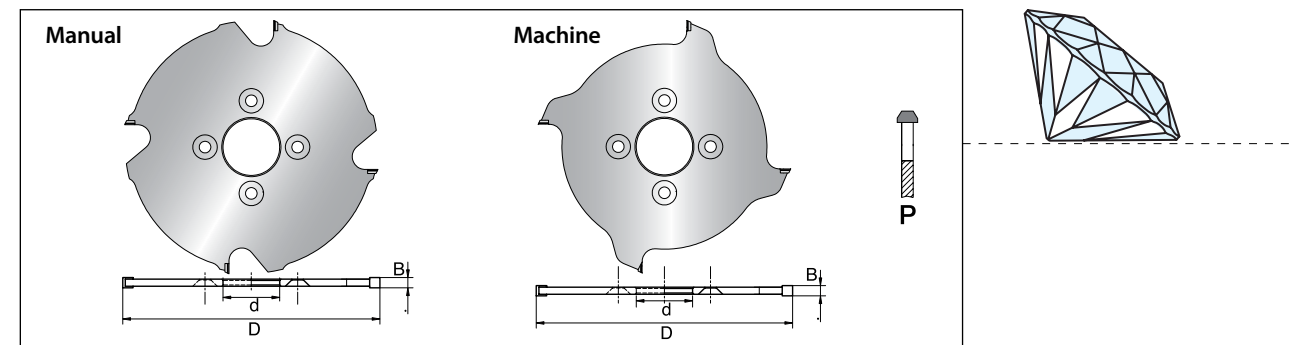
øD	Code No	B	Z	From	H	ød
100	3810.100.22 ■	3.97	3	F	4	22+4
	3810.101.22 ■	3.97	4	F	4	22+4
	3810.102.22 ■	3.97	6	F	4	22+4

■ Available upon request

## PCD - Profile Grooving Cutter for Lamello Profile Connectors

**NEW**

**Properties:** Profile grooving cutter to produce profile grooves. Diamond height H=3.0mm.  
**Application:** Suitable for portable profile grooving machines such as Lamello P System and CNC machines.

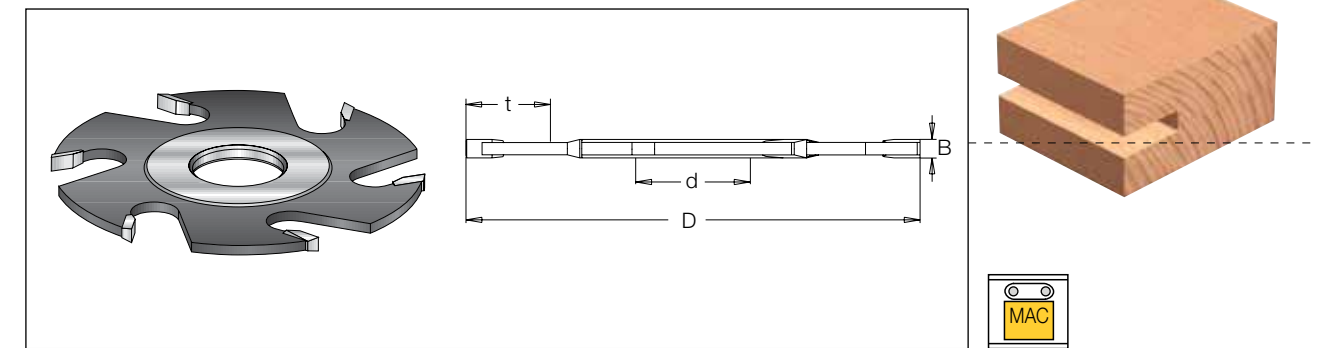


øD	Code No	B	Z	From	H	ød
100,4	MAN 3810.107.22 ■	7	3	P	3	22
100,4	MAN 3810.117.22 ■	7	6	P	3	22
100,4	CNC 3810.107.30 ■	7	3	P	3	30
100,4	CNC 3810.117.30 ■	7	6	P	3	30

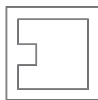
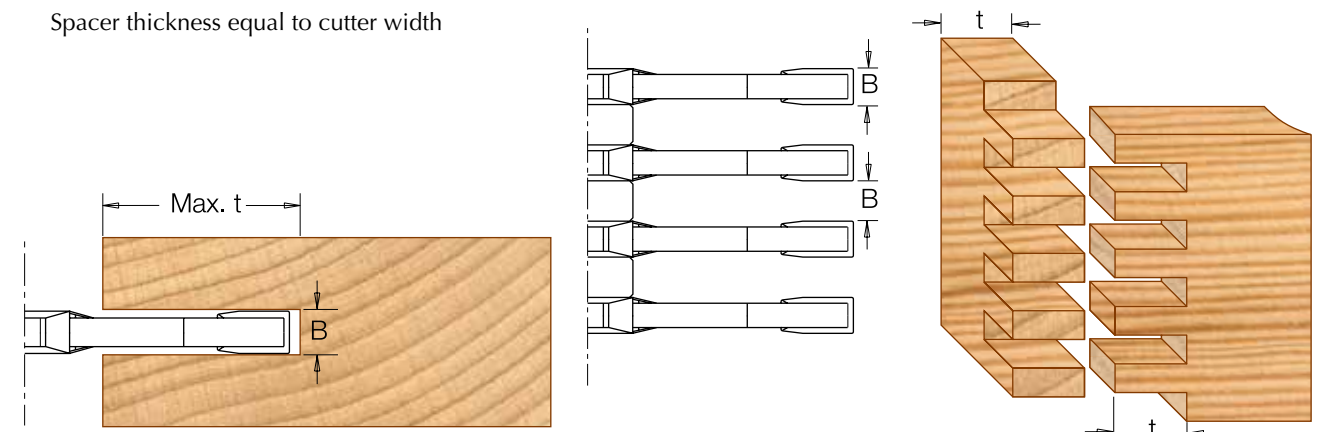
■ Available upon request

## Grooving Cutter 3 - 20mm

Hard wearing steel tool body complete with six tungsten carbide knives. Suitable for producing grooves and slots in softwood, hardwood and man-made boards (with or without coating) on a spindle moulder.  
 Can be used with spacer rings for comb jointing.

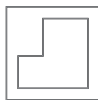


øD	B	Code No.	Z	ød	ød Max.	Max. t	n
125	3	7070011 ■	6	30	40	32	6,100 - 10,500
	5	7070071 ■	6	30	40	32	6,100 - 10,500
	6	7070101 ■	6	30	40	32	6,100 - 10,500
	8	7070131 ■	6	30	40	32	6,100 - 10,500
	10	7070161 ■	6	30	40	32	6,100 - 10,500
	12	7070191 ■	6	30	40	32	6,100 - 10,500
	14	7070221 ■	6	30	40	32	6,100 - 10,500
150	4	7070311 ■	6	30	40	45	5,200 - 9,000
	5	7070341 ■	6	30	40	45	5,200 - 9,000
	6	7070371 ■	6	30	40	45	5,200 - 9,000
	8	7070401 ■	6	30	40	45	5,200 - 9,000
	10	7070431 ■	6	30	40	45	5,200 - 9,000
	12	7070461 ■	6	30	40	45	5,200 - 9,000
	14	7070491 ■	6	30	40	45	5,200 - 9,000
180	5	7070551 ■	8	30	40	60	4,300 - 7,500



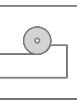
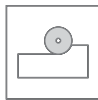
Grooving

Grooving



Rebating

Rebating



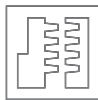
Planing

Planing



Profiling

Profiling



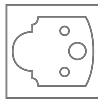
Jointing

Jointing



Door Frame & Panel

Door Frame & Panel



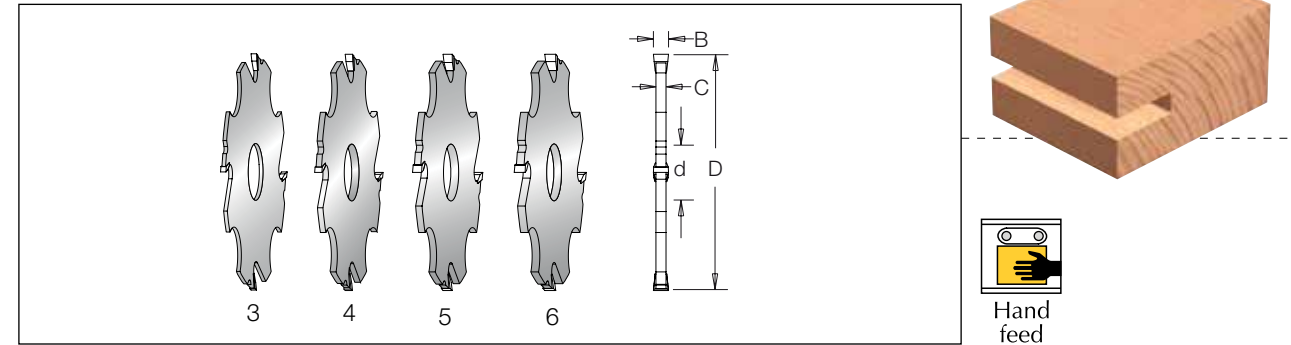
Multi Profile

Multi Profile

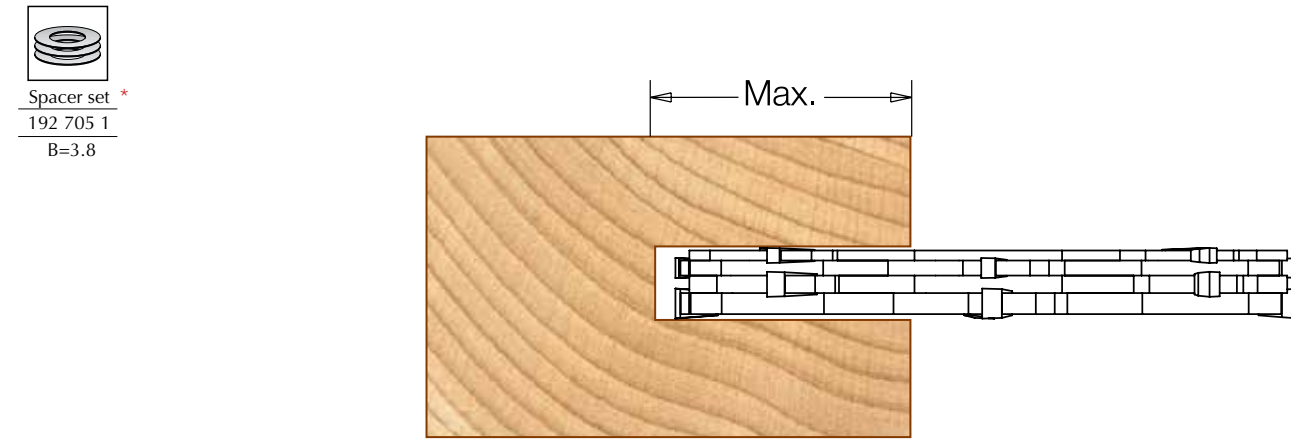


### Adjustable Brazed Grooving Cutter Set 3-18 mm

Combination of four Cutters made of hard wearing steel tool body complete with four tungsten carbide Tips. Suitable for producing different grooves, slots and rebating in softwood, hardwood and man-made boards (with or without coating) on a spindle moulder. Can be adjusted with 0.1 mm spacers rings for required width.



øD	B	C	Code No.	Z	ød	ød Max.	Max. t	n
125	3	2	7120901	4	30	50	32	6,100 - 10,500
	4	3	7120911	4	30	50	32	6,100 - 10,500
	5	3.5	7120921	4	30	50	32	6,100 - 10,500
	6	4.2	7120931	4	30	50	32	6,100 - 10,500
Set	3-18		7120941*	4	30	50	32	6,100 - 10,500

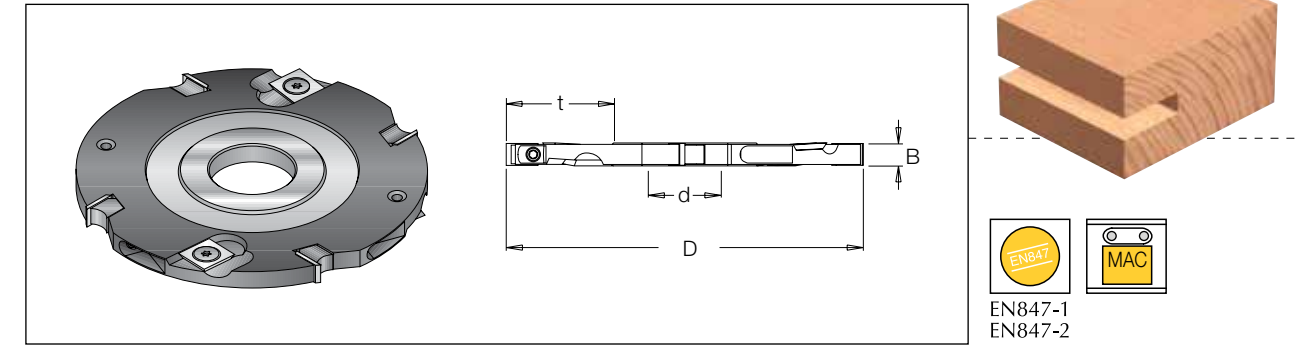


### Assembly Table for Desired Width (Kerf)

Kerf	Cutter	Spacer	Cutter	Spacer	Cutter	Spacer	Cutter
3	3						
4	4						
5	5						
6	6						
7	4	0.9	3				
8	5	1.2	3				
9	5	1.2	4				
10	6	1.3	4				
11	6	1.6	5				
12	5	1.2	4	0.9	3		
13	6	1.3	4	1	3		
14	6	1.6	5	1.2	3		
15	6	1.6	5	1.2	4		
16	6	1.1	5	0.2	4	0.6	3
17	6	1.1	5	1.2	4	0.6	3
18	6	1.6	5	1.2	4	1	3

### Grooving Cutter with Scorers 4 - 12mm

Hard wearing steel body complete with disposable tungsten carbide knives and scorers for improved finish. Suitable for producing grooves and slots in softwood, hardwood and man-made boards (with or without coating) on a spindle moulder. Can be used with spacer rings for comb jointing.



øD	B	Code No.	Z	ød	ød Max.	Max. t	n
125	4	7210011	4+4	30		35	6,100 - 10,500
	5	7210021	4+4	30		35	6,100 - 10,500
	6	7210031	4+4	30		35	6,100 - 10,500
	8	7210101	4+4	30		35	6,100 - 10,500
	10	7210111	4+4	30		35	6,100 - 10,500
	12	7210121	4+4	30		35	6,100 - 10,500
150	4	7210041	4+4	30	40	45	5,200 - 8,900
	5	7210051	4+4	30	40	45	5,200 - 8,900
	6	7210061	4+4	30	40	45	5,200 - 8,900
	8	7210131	4+4	30	40	45	5,200 - 8,900
180	10	7210141	4+4	30	40	45	5,200 - 8,900
	12	7210151	4+4	30	40	45	5,200 - 8,900
	4	7210071	8+8	30	50	55	4,200 - 7,200
	5	7210081	8+8	30	50	55	4,200 - 7,200
	6	7210091	8+8	30	50	55	4,200 - 7,200
	8	7210161	4+8	30	50	55	4,200 - 7,200
	10	7210171	4+8	30	50	55	4,200 - 7,200
	12	7210181	4+8	30	50	55	4,200 - 7,200

Spare parts:


	T.C. Blade	T.C. Blade	T.C. Blade Nut	T.C. Blade Nut	Torx screw	Torx key
B = 4mm	#300 850 1 18x18x2	#300 850 2 14x14x1.2	#192 350 0 M4x0.5x11.1	#192 360 0 M4x0.5x9.9	#193 028 0 M4x3.2	#194 110 0 T9
B = 5mm	#300 850 4 18x18x2.5	#300 850 2 14x14x1.2	#192 350 0 M4x0.5x11.1	#192 360 0 M4x0.5x9.9	#193 030 0 M4x4	#194 110 0 T9
B = 6mm	#300 850 5 18x18x2.95	#300 850 2 14x14x1.2	#192 350 0 M4x0.5x11.1	#192 360 0 M4x0.5x9.9	#193 031 0 M4x5.3	#194 110 0 T9

Spare parts:

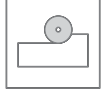
	T.C. Blade	Wedge	T.C. Blade	Torx screw	Allen screw	Torx key	Allen key
B = 8mm	#310 751 2 7.5x12x1.5	#199 031 0 L=6.5	#300 850 3 14x14x2	#193 370 0 M5x6.1	#193 060 0 M5x16	#194 106 0 T20	#194 008 0 S2.5
B = 10mm	#300 750 7 9.6x12x1.5	#199 023 0 L=8.5	#300 850 3 14x14x2	#193 370 0 M5x6.1	#193 060 0 M5x16	#194 106 0 T20	#194 008 0 S2.5
B = 12mm	#300 750 9 11.6x12x1.5	#199 032 0 L=10.5	#300 850 3 14x14x2	#193 370 0 M5x6.1	#193 060 0 M5x16	#194 116 0 T20	#194 008 0 S2.5



Grooving



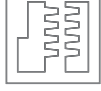
Rebating



Planing



Profiling



Jointing



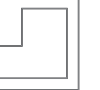
Door Frame & Panel



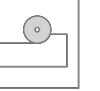
Multi Profile



Grooving



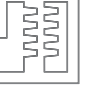
Rebating



Planing



Profiling



Jointing



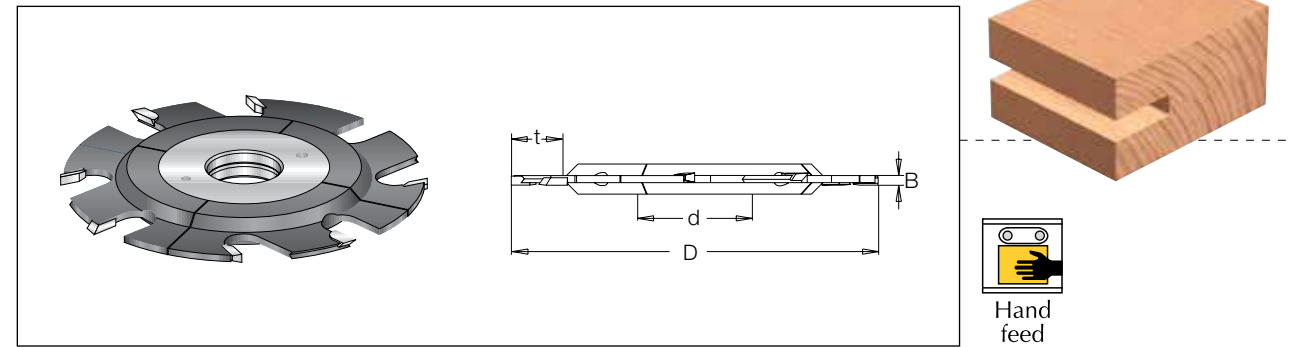
Door Frame & Panel



Multi Profile

### Adjustable Brazen Grooving Cutter - with Scorers 1.8 - 50mm

Hard wearing steel body complete with tungsten carbide knives and scorers for improved finish. Suitable for producing various thickness grooves and slots in softwood, hardwood and man-made boards (with or without coating) on a spindle moulder. Cutting width can be adjusted in 0.1mm steps by using supplied spacer rings



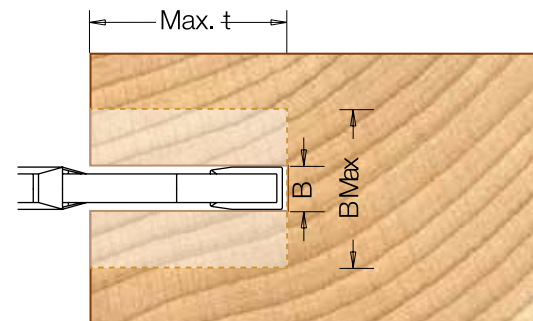
øD	B	Code No.	Z	ød	ød Max.	Max. t	n
120	1.8-3.4	7971601	4+4	30	40	16	6,500-11,500
	7.5-15	7972001	6+4	30	40	16	6,500-11,500
140	1.8-3.4	7976501	4+4	30	50	27	5,500-9,500
	3.0-5.8	7971301	4+4	30	50	27	5,500-9,500
150	4.0-7.5	7971401	4+4	30	50	35	5,100-9,000
	5.0-9.5	7971501	4+4	30	50	32	5,100-9,000
	6.7-13.0	7971041	4+4	30	50	30	5,100-9,000
	7.5-14	7971701	4+4	30	50	35	5,100-9,000
	12.7-25.0	7971071	4+4	30	505	30	5,100-9,000
250	25.0-49.5	7971101	4+4	30	50	27	5,100-9,000
	5.20-10	7976201	8+8	30	50	50	3,000-5,500
	7.2-14	7976301	8+8	30	50	50	3,000-5,500
	10.2-20.2	7976401	8+8	30	50	50	3,000-5,500

⚠ Adjusting cutting widths, with spacers in increments of 0.1mm.

Spare parts:

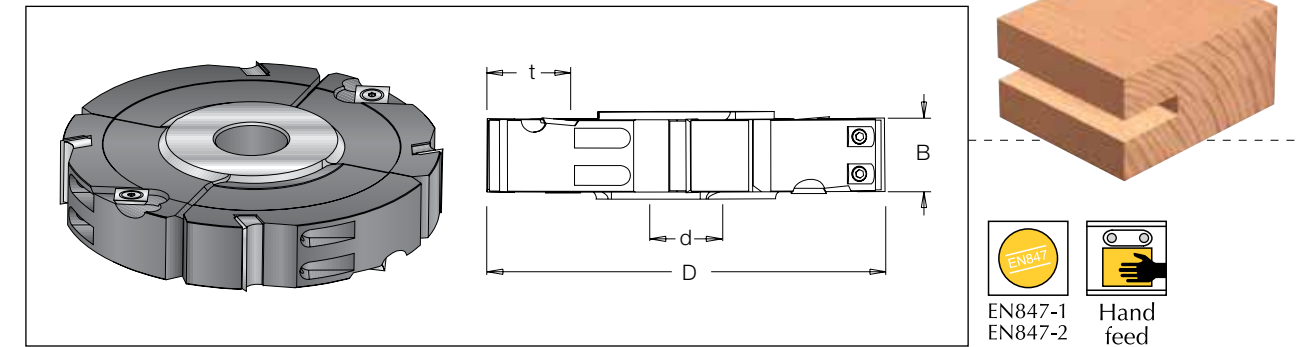


D=120, B=1.8-3.4	#1926610 B=2.0	D=150, B=7.5-14.0	#1926620 B=7
D=120, B=7.5-15	#1921820 B=8.0	D=150, B=12.7-25.0	#7973071 B=13
D=140, B=3.0-5.8	#1926880 B=3.0	D=150, B=25.0-49.5	#7973101 B=26.1
D=140, B=1.8-3.4	#1926610 B=2.0	D=250, B=5.2-10	#7976051 B=7
D=150, B=4.0-7.5	#1926900 B=3.5	D=250, B=7.2-14	#7976051 B=7
D=150, B=5.0-9.5	#1926890 B=4.5	D=250, B=10.2-20.2	#7976061 B=11
D=150, B=6.7-13.0	#7973041 B=7.1		



### Adjustable Grooving and Rebating Cutter with Scorers 4 - 100mm

Hard wearing steel body complete with disposable tungsten carbide knives and scorers for improved finish. Suitable for producing various thickness grooves and rebates in softwood, hardwood and man-made boards (with or without coating) on a spindle moulder. Cutting width can be adjusted in 0.1mm steps by using supplied spacer rings.



øD	B	Code No.	Z	ød	ød Max.	Max. t	n
160	4.0-7.5	7220011	8+4	30	50	30	5,000 - 8,900
	8.0-15.0	7220021	4+4	30	50	30	5,000 - 8,900
	12.5-24.0	7220031	4+4	30	50	30	5,000 - 8,900
	20.6-40	7220071	4+4	30	50	40	5,000 - 8,900
180	30.6-60	7220321	4+4	30	50	40	Max 5,400
	50.6-100	7220331	4+4	30	50	40	Max 5,000
	4.0-7.5	7220101	8+4	30	50	40	4,500 - 6,600
200	8.0-15.0	7220041	4+4	30	50	40	4,500 - 5,500
	12.5-24.0	7220051	4+4	30	50	40	4,500 - 5,000
200	20.6-40	7220271	4+4	30	50	50	Max 4,000

⚠ Adjusting cutting widths, with spacers in increments of 0.1mm.

Spare parts:

B= 4-7.5mm	T.C. Blade #300 850 1 18x18x2	T.C. Blade #300 850 2 14x14x1.2	Spacer set #192 690 0 B= 3.5	T.C. Blade Nut #192 360 0 M4x0.5x9.9	T.C. Blade Nut #192 350 0 M4x0.5x11.1	Torx screw #193 028 0 M4x3.2	Torx key 1941100 T9	
B= 8-15mm	T.C. Blade #310 751 2 7.5x12x1.5	Wedge #199 031 0 L=6.5	T.C. Blade #300 850 3 14x14x2	Spacer set #192 691 0 B =7	Torx screw #193 370 0 M5x6.3	Allen screw #193 060 0 M5x16	Torx key #194 106 0 T20	Allen key #194 008 0 S2.5
B= 12.5-24mm	T.C. Blade #300 750 9 11.6x12x1.5	Wedge #199 032 0 L=10.5	T.C. Blade #300 850 3 14x14x2	Spacer set #192 692 0 B =11.5	Torx screw #193 370 0 M5x6.1	Allen screw #193 060 0 M5x16	Torx key #194 106 0 T20	Allen key #194 008 0 S2.5
B= 20.6-40mm	T.C. Blade #310 122 0 20x12x1.5	Wedge #199 033 0 L=19	T.C. Blade #300 850 3 14x14x2	Spacer set #192 693 0 B=20	Torx screw #193 370 0 M5x6.1	Allen screw #193 026 5 M6x16	Torx key #194 106 0 T20	Allen key #194 003 5 S3
B= 30.6-60mm	T.C. Blade #310 123 0 30x12x1.5	Wedge #199 051 0 L=28	T.C. Blade #300 850 3 14x14x2	Spacer set #192 698 0 B=30	Torx screw #193 370 0 M5x6.1	Allen screw #193 026 5 M6x16	Torx key #194 106 0 T20	Allen key #194 003 5 S3
B= 50.6-100mm	T.C. Blade #310 125 0 50x12x1.5	Wedge #199 048 0 L=48	T.C. Blade #300 850 3 14x14x2	Spacer set #192 699 0 B=50	Torx screw #193 370 0 M5x6.1	Allen screw #193 026 5 M6x16	Torx key #194 106 0 T20	Allen key #194 003 5 S3

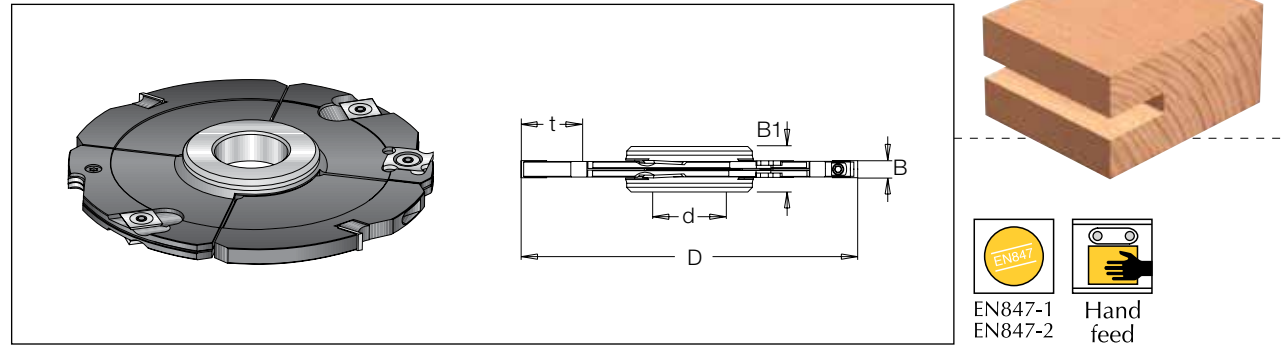


# Cutters

## Grooving

### Adjustable Grooving Cutter with Scorers 4 - 15.5mm

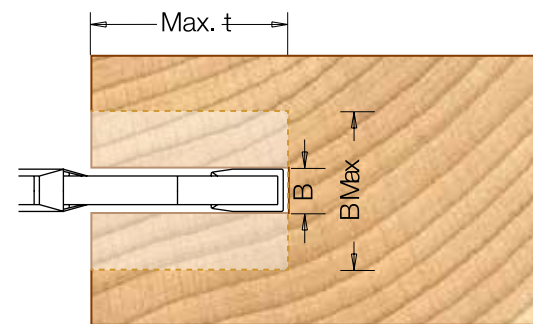
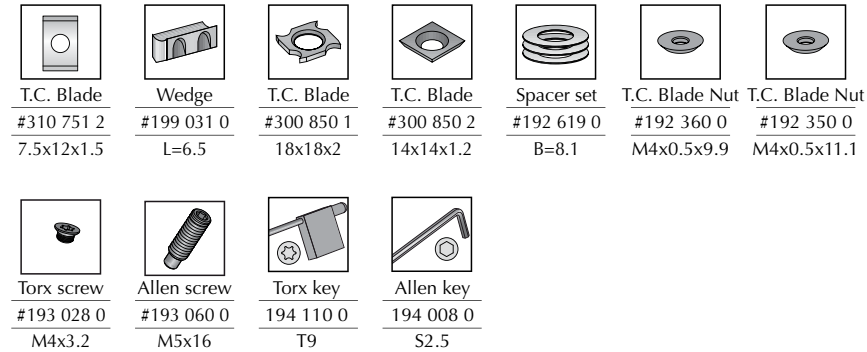
Hard wearing steel body complete with disposable tungsten carbide knives and scorers for improved finish. Suitable for producing various thickness grooves and slots in softwood, hardwood and man made boards (with or without coating) on a spindle moulder. Cutting width can be adjusted in 0.1mm steps by using supplied spacer rings.



øD	B	Code No.	B1	Z	ød	Max. t	n
150	4.0-15.5	7220301	19	2+4+4	30	45	6,100 - 9,000

⚠ Adjusting cutting widths, with spacers in increments of 0.1mm.

#### Spare parts:




# Cutters

## Grooving

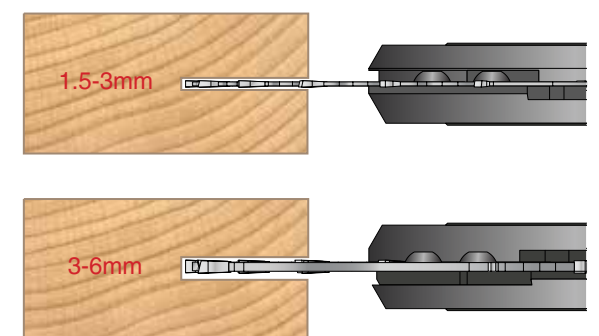
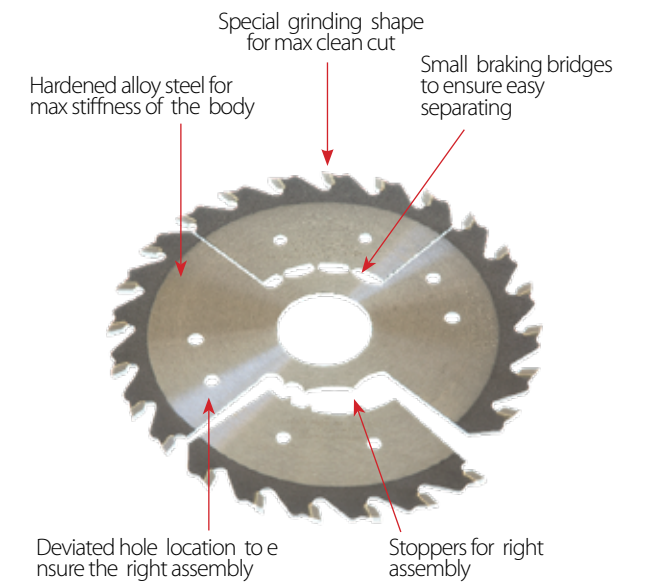
### Adjustable Thin Kerf Grooving Cutter 1.5 - 6mm

Heavy duty adjustable cutter produced precisely as a saw blade and operates as an adjustable cutter. One body designed to support a working thickness range of 1.5-3mm & 3-6mm.



Description	Part No:	D	B	d	Remarks
Full set	7124411		1.5-6		7124401+7122178+7122208
Set includes saw + body	7122181		3-6	30	7124401+7122208
Set includes saw + body	7123141		1.5-3	30	7124401+7122178
Body (Top + Bottom)	7124401	110		30	Include Set spacers
Saw 1.5-3	7122178	160	1.5		
Saw 3-6	7122208	160	3		

**PATENTED**



Cutters

Cutters



Grooving



Rebating



Planing



Profiling



Jointing



Door Frame & Panel



Multi Profile



Grooving



Rebating



Planing



Profiling



Jointing



Door Frame & Panel



Multi Profile

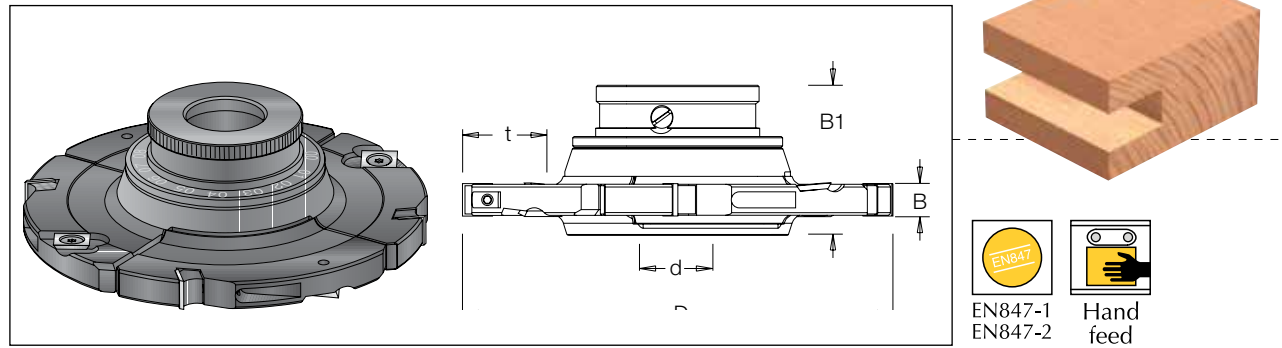


# Cutters

## Grooving

### Adjustable Grooving Cutter with Scorers (with ring nut) 4 - 24mm

Hard wearing steel body complete with disposable tungsten carbide knives and scorers for improved finish. Suitable for producing various thickness grooves and slots in softwood, hardwood and man-made boards (with or without coating) on a spindle moulder. Cutting width can be adjusted in 0.1mm steps by special threaded bush and scale without removing the cutter from the spindle.

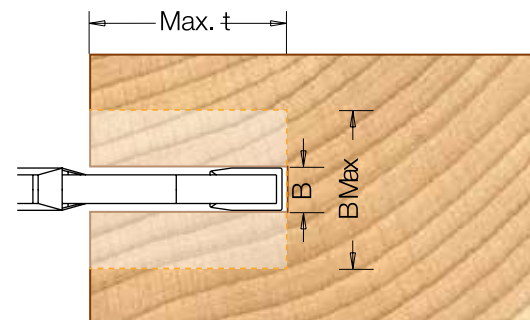


øD	B	Code No.	B1	Z	ød	Max. t	n
160	4.0-7.5	7220161	52.8	8+4	30	30	5,000 - 8,900
	8.0-15.0	7220081	49.3	4+4	30	30	5,000 - 6,900
	12.5-24.0	7220091	55.6	4+4	30	30	5,000 - 6,000
180	4.0-7.5	7220171	49.3	8+4	30	40	4,500 - 6,600
	8.0-15.0	7220111	49.3	4+4	30	40	4,500 - 5,500
	12.5-24.0	7220121	55.7	4+4	30	40	4,500 - 5,000

⚠ For producing various grooving widths through continuous adjustment in a resolution scale of 0.1mm.

#### Spare parts:

B = 4-7.5mm	T.C. Blade	T.C. Blade	T.C. Blade Nut	T.C. Blade Nut	Torx screw	Torx key		
	#300 850 1	#300 850 2	#192 360 0	#192 350 0	#193 028 0	#194 110 0		
	18x18x2	14x14x1.2	M4x0.5x9.9	M4x0.5x11.1	M4x3.2	T9		
B = 8-15mm	T.C. Blade	Wedge	T.C. Blade	Torx screw	Allen screw	Allen screw	Torx key	Allen key
	#310 751 2	#199 031 0	#300 850 3	#193 370 0	#193 060 0	#193 367 0	#194 106 0	#194 008 0
	7.5x12x1.5	L=6.5	14x14x2	M5x6.1	M5x16	M5x6	T20	S2.5
B = 12.5-24mm	T.C. Blade	Wedge	T.C. Blade	Torx screw	Allen screw	Allen screw	Torx key	Allen key
	#300 750 9	#199 032 0	#300 850 3	#193 370 0	#193 060 0	#193 367 0	#194 106 0	#194 008 0
	11.6x12x1.5	L=10.5	14x14x2	M5x6.1	M5x16	M5x6	T20	S2.5

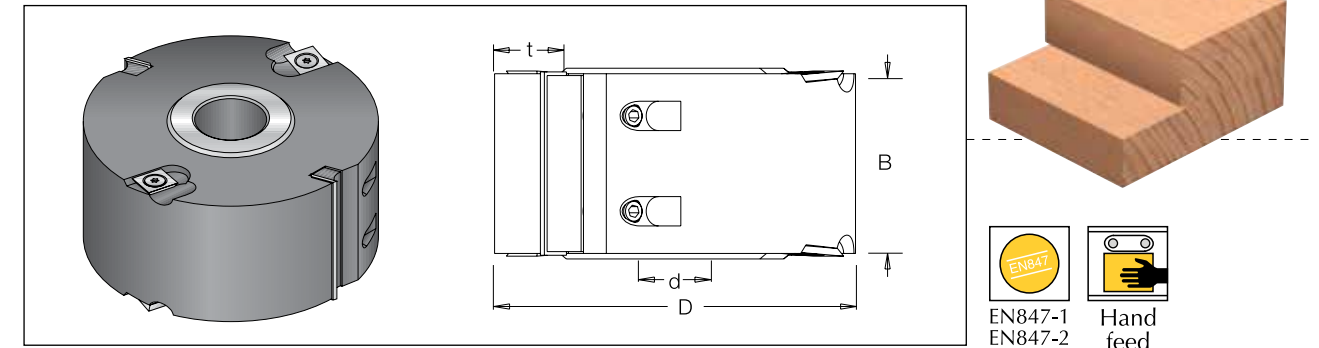


# Cutters

## Rebating

### Rebating Cutter

Hard wearing steel tool body complete with four alternately sheared tungsten carbide knives for machining large surface areas. Suitable for producing wide grooves and rebates in softwood, hardwood and man-made boards (with or without coating) on a spindle moulder.

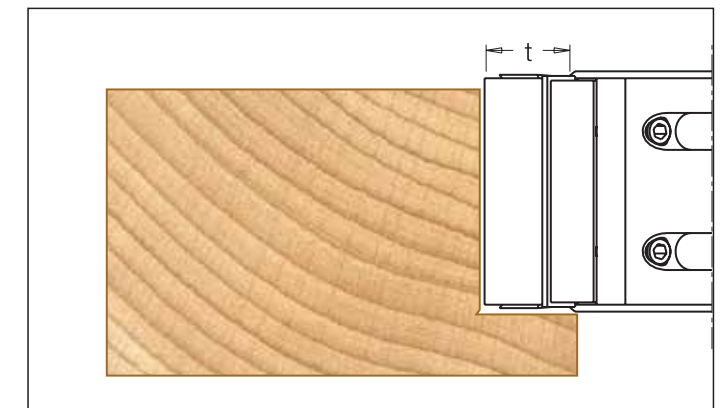


øD	B	Code No.	Z	ød	ød Max.	t	n
85	50	7331041	2+4	30		8	9,000 - 15,000
90	40	7332011*	2+4	30		15	8,500 - 12,000
100	30	7331051	2+4	30		20	7,600 - 12,900
	50	7331061	2+4	30		20	7,600 - 12,900
125	30	7331101	2+4	30	50	30	6,100 - 10,000
	50	7331021	2+4	30	50	30	6,100 - 10,000
	50	7333021*	2+4	30	50	30	6,100 - 10,000
	60	7331031	2+4	30	50	30	6,100 - 10,000

⚠ \*Aluminum

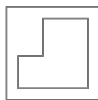
#### Spare parts:

B = 30mm	T.C. Blade	Wedge	T.C. Blade	Torx screw	Allen screw	Torx key	Allen key
	#310 123 0	#199 051 0	#300 850 3	#193 370 0	#193 026 5	#194 106 0	#194 003 5
	30x12x1.5	L=28	14x14x2	M5x6.1	M6x16	T20	S3
B = 40mm	T.C. Blade	Wedge	T.C. Blade	Torx screw	Allen screw	Torx key	Allen key
	#300 052 8	#199 046 0	#300 850 3	#193 370 0	#193 065 0	#194 106 0	#194 003 5
	40x12x1.5	L=38	14x14x2	M5x6.1	M6x10	T20	S3
B = 50mm	T.C. Blade	Wedge	T.C. Blade	Torx screw	Allen screw	Torx key	Allen key
	#310 125 0	#199 048 0	#300 850 3	#193 370 0	#193 026 5	#194 106 0	#194 003 5
	50x12x1.5	L=48	14x14x2	M5x6.1	M6x16	T20	S3
B = 60mm	T.C. Blade	Wedge	T.C. Blade	Torx screw	Allen screw	Torx key	Allen key
	#300 053 1	#199 033 7	#300 850 3	#193 370 0	#193 026 5	#194 106 0	#194 003 5
	60x12x1.5	L=58	14x14x2	M5x6.1	M6x16	T20	S3



Cutters

Cutters

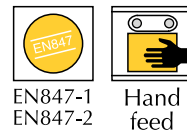
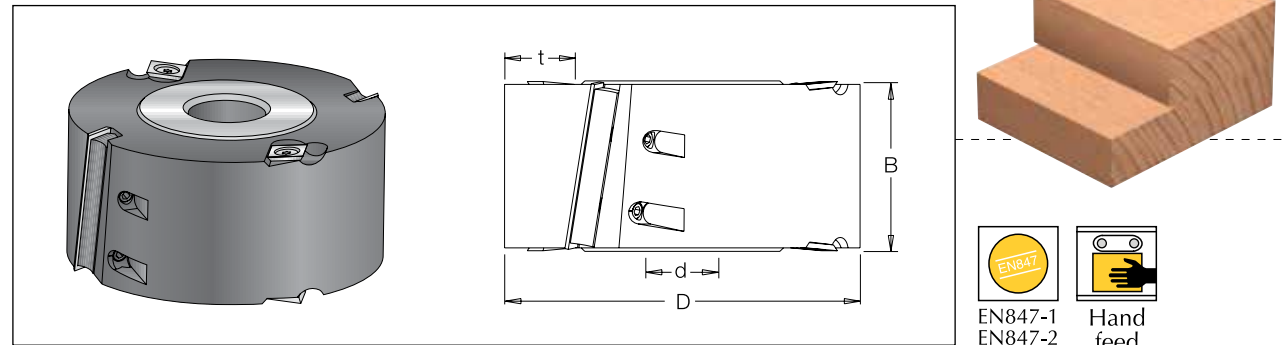


# Cutters

## Rebating

### Rebating Cutter

Cutterhead bodies available in hard wearing aluminium or steel, complete with  $\pm 10^\circ$  shear angle disposable tungsten carbide knives and scorers. Shear angle reduces tear out and improve quality of cut. Suitable for producing various thickness rebates in softwood, hardwood and man-made boards (with or without coating) on a spindle moulder.

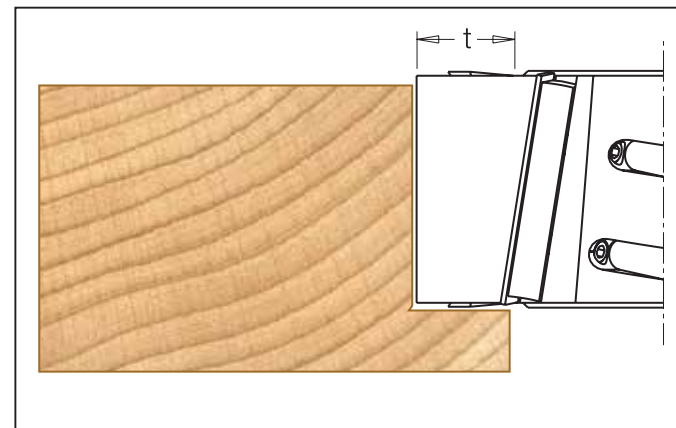


øD	B	Code No.	Z	ød	ød Max.	t	n
125	30	7330011	4+4	30	50	27	6,100 - 10,300
	50	7330041*	2+4	30	50	27	6,100 - 10,300
	50	7330021	4+4	30	50	27	6,100 - 10,300
	60	7330051*	2+4	30	50	27	6,100 - 10,300
150	60	7330061*	2+4	30	50	40	5,200 - 8,600

⚠  $\pm 10^\circ$  Face shear angles.  
\* Aluminum

#### Spare parts:

	T.C. Blade	Wedge	T.C. Blade	Torx screw	Allen screw	Torx key	Allen key
<b>B= 30mm</b>	#310 123 0 30x12x1.5	#199 027 5 L=26	#300 850 3 14x14x2	#193 370 0 M5x6.3	#193 026 5 M6x16	#194 106 0 T20	#194 003 5 S3
<b>B= 50mm</b>	#310 125 0 50x12x1.5	#199 045 0 L=46	#300 850 3 14x14x2	#193 370 0 M5x6.3	#193 065 0 M6x10	#194 106 0 T20	#194 003 5 S3
<b>B= 60mm</b>	#300 053 1 60x12x1.5	#199 033 6 L=56	#300 850 3 14x14x2	#193 370 0 M5x6.3	#193 026 5 M6x16	#194 106 0 T20	#194 003 5 S3

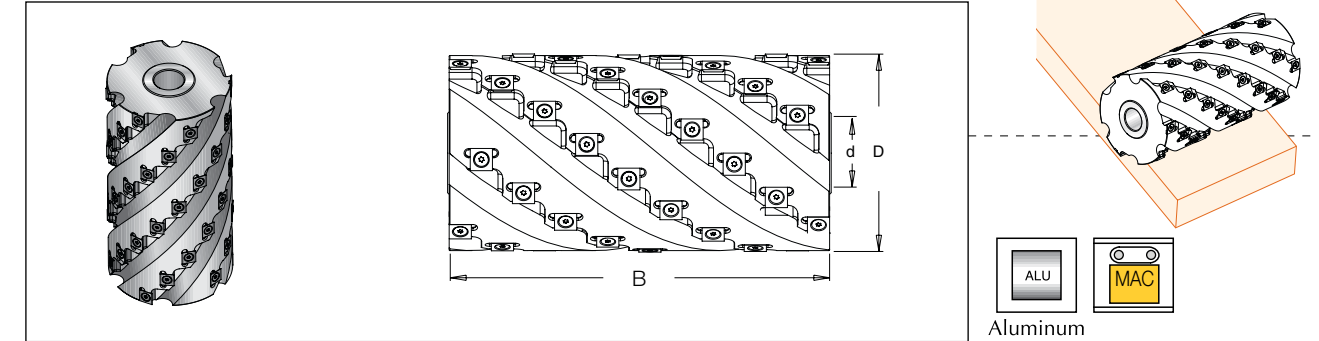


# Cutters

## Planing

### Roughing Cutter Planer Head with TC Disposable 14x14x2 Blades.

Hard wearing aluminum body complete with spiral positioned disposable TC Knives arranged in six flutes. Suitable to remove large volumes of all types of wood with a high feed rate, by creating small chips. Low noise operation. Can also be ordered with a special dimension.



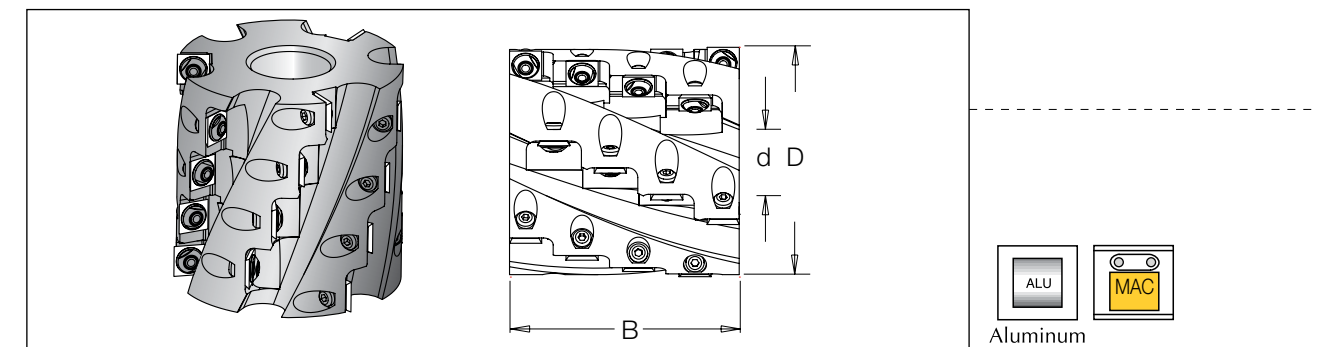
øD	B	Code No.	Flute No.	Z	ød	n
125	80	7336919	6	18	40	9,000
	100	7336929	6	24	40	9,000
	130	7336939	6	30	40	9,000
	190	7336949	6	45	40	9,000
	210	7336959	6	48	40	9,000
	240	7336969	6	54	40	9,000
60-200	80-250	Customer design	4-6		30-40	

#### Spare parts:

T.C. Blade	Torx screw	Torx key
#300 850 3 14x14x2	#193 372 0 M5x8.8	#1941070 T20

### Roughing Cutter Planer Head with TC Disposable 14X14x2 Blades Extended Chip Clearance

Hard wearing aluminum body complete with spiral positioned disposable TC Knives arranged in several flutes. Suitable to remove large volumes of all types of wood with a high feed rate, by creating small chips. Low noise operation. All the thread parts made from alloy steel and can be replaced, can also be ordered with a special dimension.



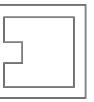
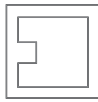
øD	B	Code No.	Flute No.	Z	ød	n
100	100	7120728	6	24	35	9000
	120	7120848	6	30	35	9000
90-200	80-250	Customer design	4-6		30-50	

#### Spar parts

T.C. Blade	Allen screw	Nut	Key	Allen key
#300 850 3 14x14x2	#193 078 5 M5x10	#199 940 0 M5	#194 810 0	#194 003 5 S3

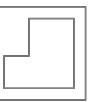
Cutters

Cutters



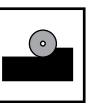
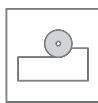
Grooving

Grooving



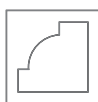
Rebating

Rebating



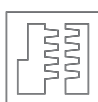
Planing

Planing



Profiling

Profiling



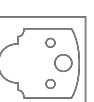
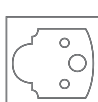
Jointing

Jointing



Door Frame & Panel

Door Frame & Panel

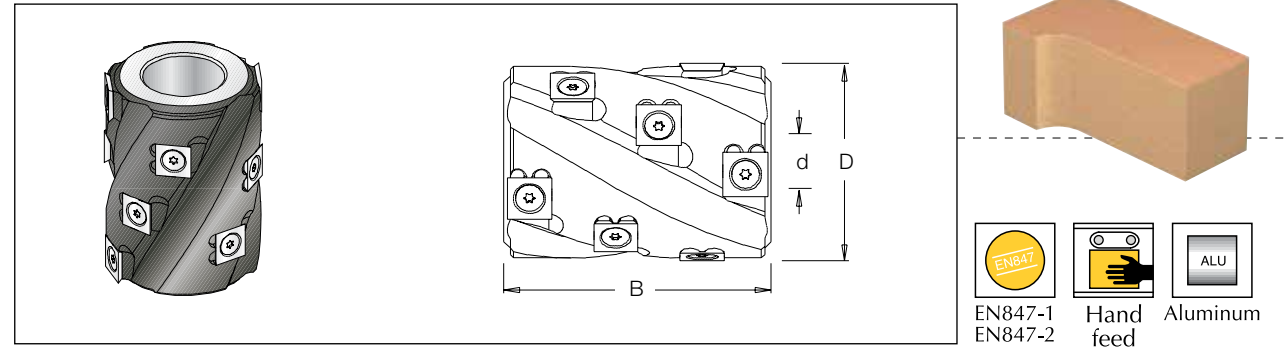


Multi Profile

Multi Profile

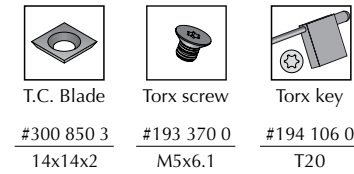
### Disposable Insert Planing Cutter Blocks

Hard wearing aluminium body complete with spiral positioned disposable tungsten carbide knives. Suitable for planing and jointing in softwood, hardwood and man-made boards on a spindle moulder. Can be used with a bearing guide and ring fence for planing and routing curved work pieces with a template.

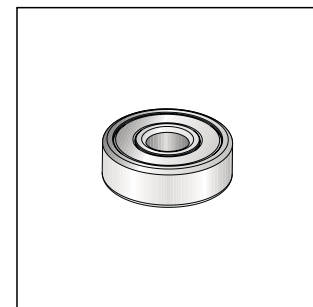


øD	B	Code No.	Z	ød	n
62	82	7336511	3x4	30	7,000-12,000

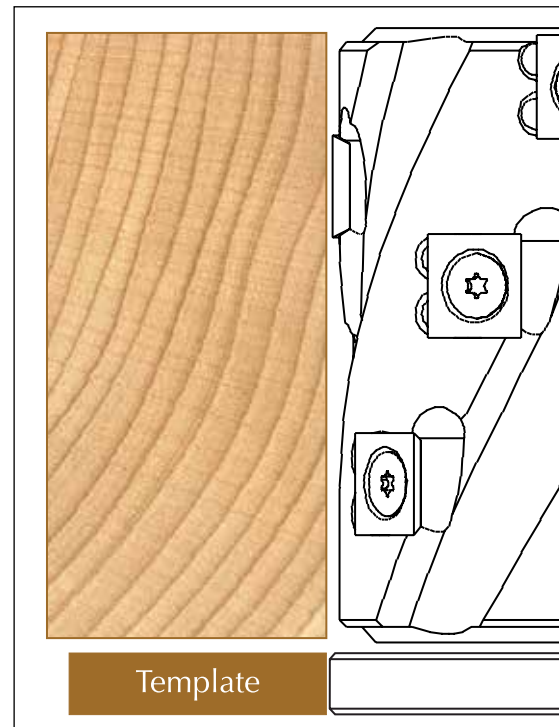
Spare parts:



### Ball Bearing

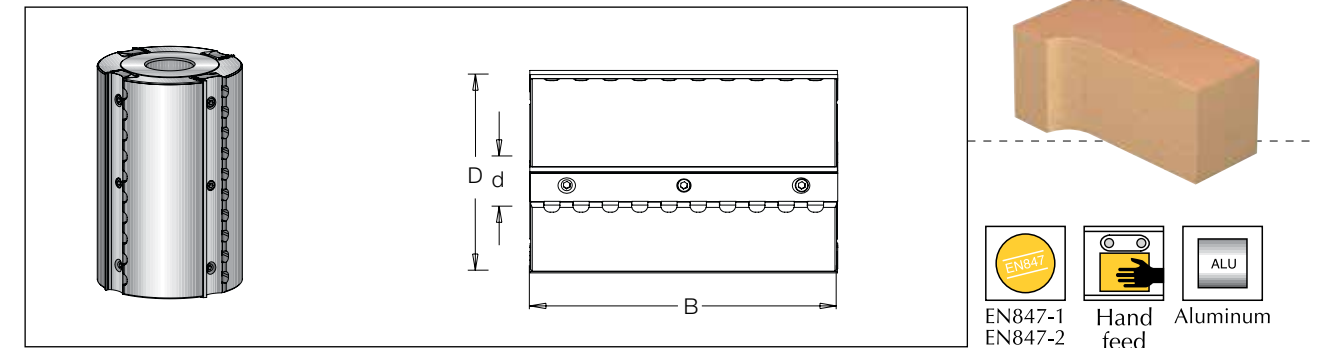


øD	B	Code No.	ød
62	16	1910261	30



### Finish Cutter Planer Head with HSS/TC Disposable Blades

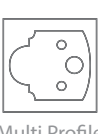
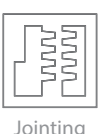
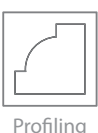
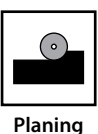

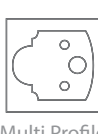
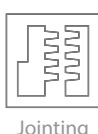
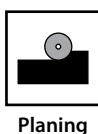
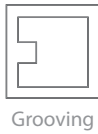
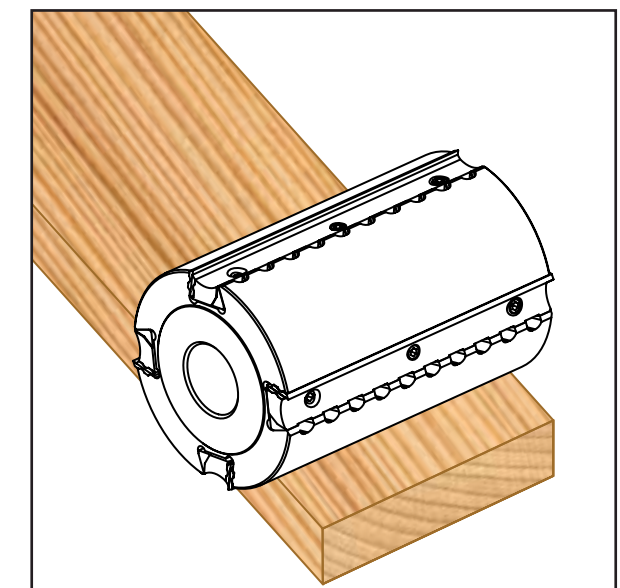

Hard wearing aluminum body complete with four disposable HSS/ TC Knives and quick changing knife option. Large gullet for the high feed operation and a special wedge with a HSS chip flow edge to maintain the life-time of the locking wedge. Can also round/chamfer corners with four special TC holders assembled on the cutter instead of two knives.



øD	B	Code No.	Z	Knife Type	ød	ød Max.	n
125	80	7336419	4	HSS	40	50	9000
	100	7336429	4	HSS	40	50	9000
	130	7336439	4	HSS	40	50	9000
	190	7336449	4	HSS	40	50	9000
	210	7336459	4	HSS	40	50	9000
	230	7336479	4	HSS	40	50	9000
	240	7336469	4	HSS	40	50	9000

Spare parts:

	T.C. Blade	HSS Blade	Wedge	Allen screw	Allen key
B=80	#310 711 1 80x14x2.5	#310 761 1 80x14x2.5	#199 841 0 L=80	#193 026 6 M8x12	#194 003 6 S4
B=100	#310 711 2 100x14x2.5	#310 761 2 100x14x2.5	#199 842 0 L=100		
B=130	#310 711 3 130x14x2.5	#310 761 3 130x14x2.5	#199 843 0 L=130		
B=190	#310 711 4 190x14x2.5	#310 761 4 190x14x2.5	#199 844 0 L=190		
B=210	#310 711 5 210x14x2.5	#310 761 5 210x14x2.5	#199 845 0 L=210		
B=230	#310 711 7 230x14x2.5	#310 761 7 230x14x2.5	#199 847 0 L=230		
B=240	#310 711 6 240x14x2.5	#310 761 6 240x14x2.5	#199 846 0 L=240		

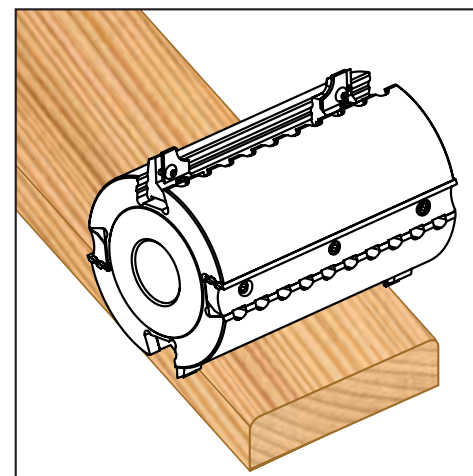
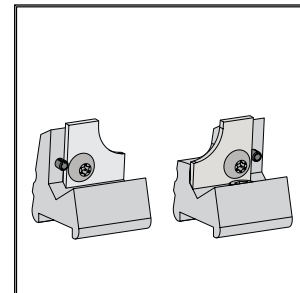




### Additional Options for Finish Cutter Planer Head

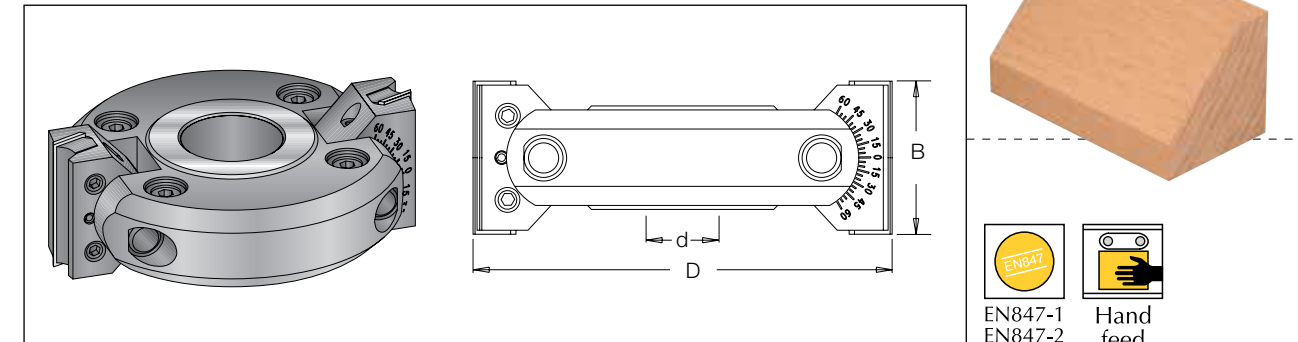
Round/chamfer TC holder made from alloy steel can be assembled on the cutter instead of the two knives. Final adjusting of the holder.

	Round/Chamfer tip Left holder	Round/Chamfer tip Right holder	T.C. Blade Left	T.C. Blade Right	Torx screw	Torx key
R = 3	#199 851 0 25x25x30	#199 850 0 25x25x30	#310 712 0L 20x20xR3	#310 712 0 20x20xR3	#193 395 0 M4x6	#194 101 5 T15
R = 4			#310 712 1L 20x20xR4	#310 712 1 20x20xR4		
R = 5			#310 712 2L 20x20xR5	#310 712 2 20x20xR5		
R = 6			#310 712 3L 20x20xR6	#310 712 3 20x20xR6		
R = 8			#310 712 4L 20x20xR8	#310 712 4 20x20xR8		
R = 10			#310 712 5L 20x20xR10	#310 712 5 20x20xR10		
a = 45°			#310 712 6L 20x20xa45°	#310 712 6 20x20xa45°		



### Adjustable Beveling Cutter

Cutterhead bodies available in hard wearing aluminium or steel, complete with disposable tungsten carbide knives. Suitable for producing chamfer cuts at various angles in softwood, hardwood and man-made boards on a spindle moulder. Cutting angle can be adjusted in 7.5° steps by using notched scale. Fine adjustment of 1° is also possible.


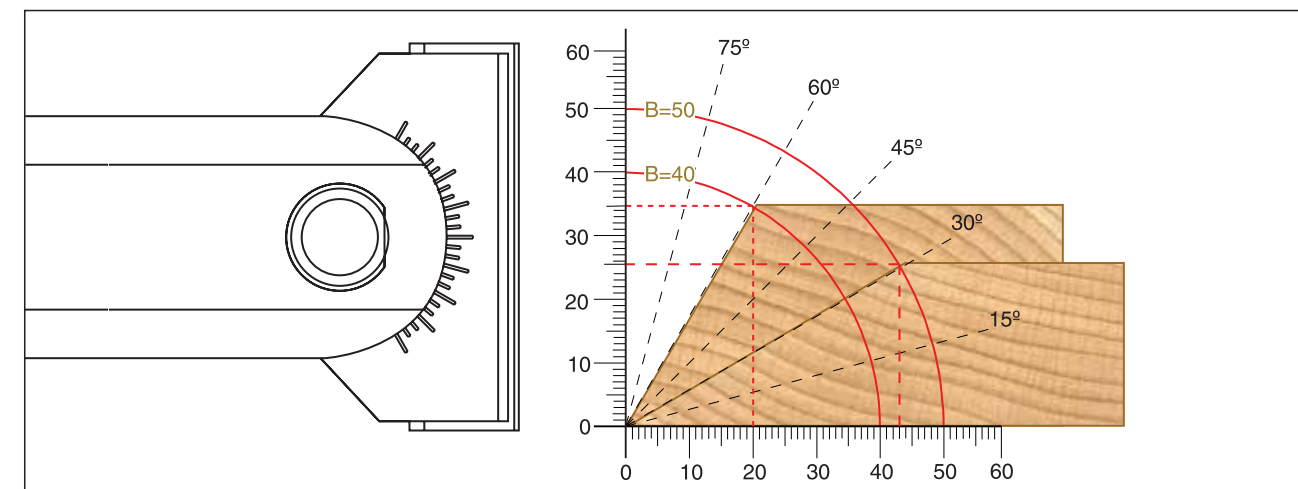


øD	B	Code No.	a	ød	ød Max.	n
110	40	7340141	-45.0° → +45.0°	30		7,000 - 9,000
120	40	7340151*	-45.0° → +45.0°	30		6,000 - 8,500
130	50	7340161	-67.5° → +67.5°	30		5,000 - 8,500
150	50	7340171	-90.0° → +90.0°	30	40	5,100 - 7,400
160	50	7340261	-90.0° → +90.0°	30	40	4,800 - 6,000

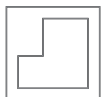
\* Aluminum  
Fast tuning angle of 7.5° step  
Fine tuning angle of 1°

Spare parts:

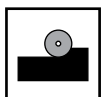
	T.C. Blade	Wedge	Allen screw	Locking wedge	Allen key
B= 40mm	#300 052 8 40x12x1.5	#199 082 0 L=38	#193 049 4 M6x8	#199 403 1	#194 003 5 S3
B= 50mm	#310 125 0 50x12x1.5	#199 083 0 L=48	#193 049 4 M6x8	#199 4031	#194 003 5 S3



Grooving



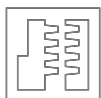
Rebating



Planing



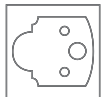
Profiling



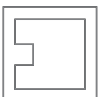
Jointing



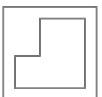
Door Frame & Panel



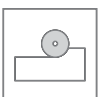
Multi Profile



Grooving



Rebating



Planing



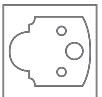
Profiling



Jointing



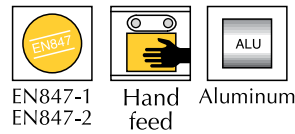
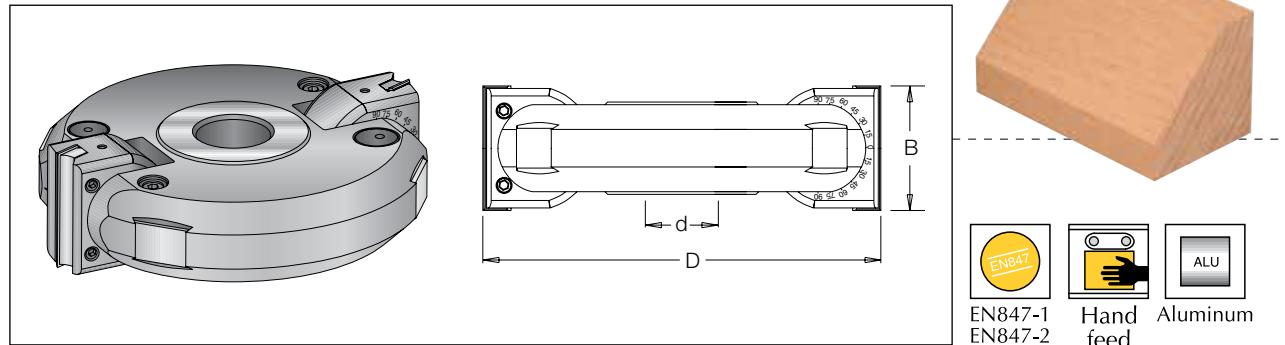
Door Frame & Panel



Multi Profile

### Adjustable Beveling Cutter

Cutterhead bodies available in hard wearing aluminium complete with disposable tungsten carbide knives. Suitable for producing chamfer cuts at various angles in softwood, hardwood and man-made boards on a spindle moulder. Fine adjustment of the cutting angle in 1° steps is possible by using the special geared mechanism.



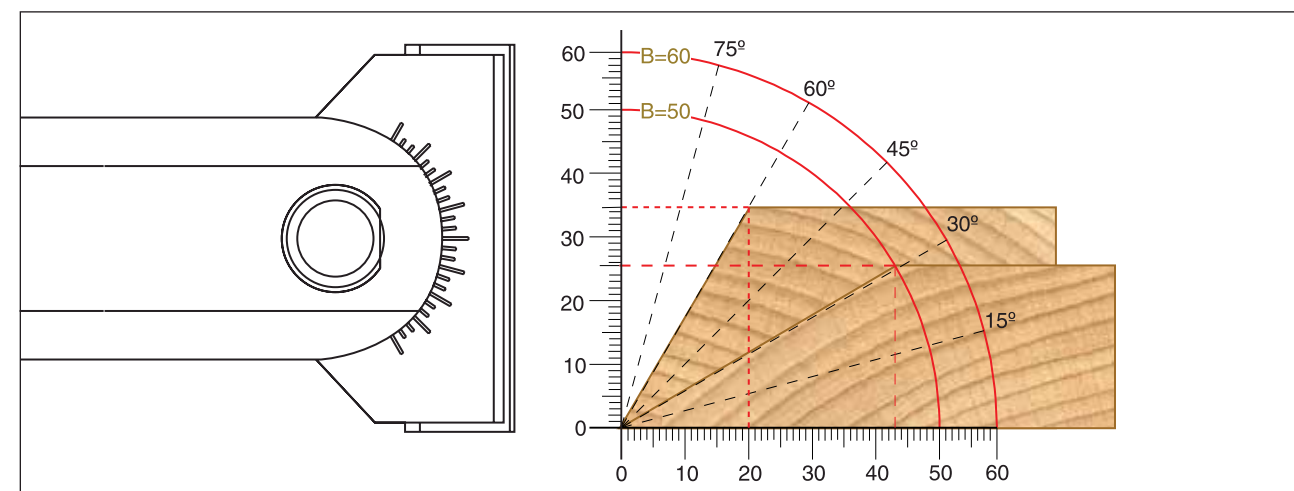
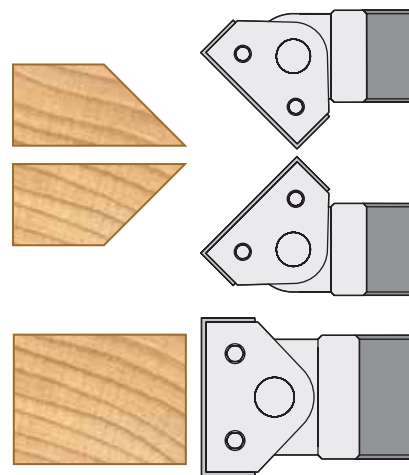
øD	B	Code No.	a	ød	ød Max.	n
160	50	7340301	-90° → +90°	30	40	4,800 - 6,000
170	60	7340351	-90° → +90°	30	40	4,500 - 6,000

⚠ A special mechanism to enable fine tuning angle of 5°.

Spare parts:

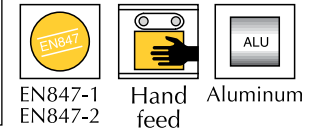
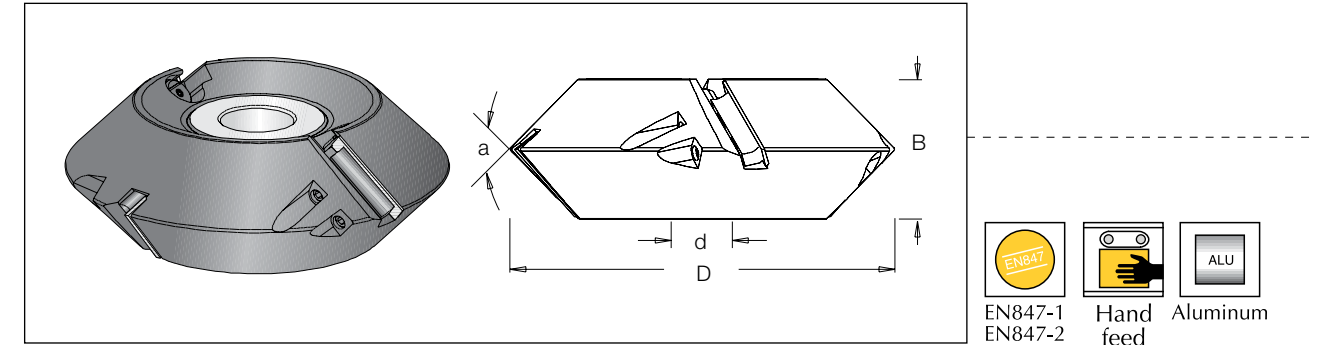


	T.C. Blade	Wedge	Allen screw	Locking wedge	Allen key
B= 50mm	#310 125 0 50x12x1.5	#199 080 0 L=48	#193 065 0 M6x10	#199 402 0	#194 003 5 S3
B= 60mm	#300 053 1 60x12x1.5	#199 081 0 L=58	#193 065 0 M6x10	#199 402 0	#194 003 5 S3



### Folding, Jointing, Rebating and Chamfering Cutter

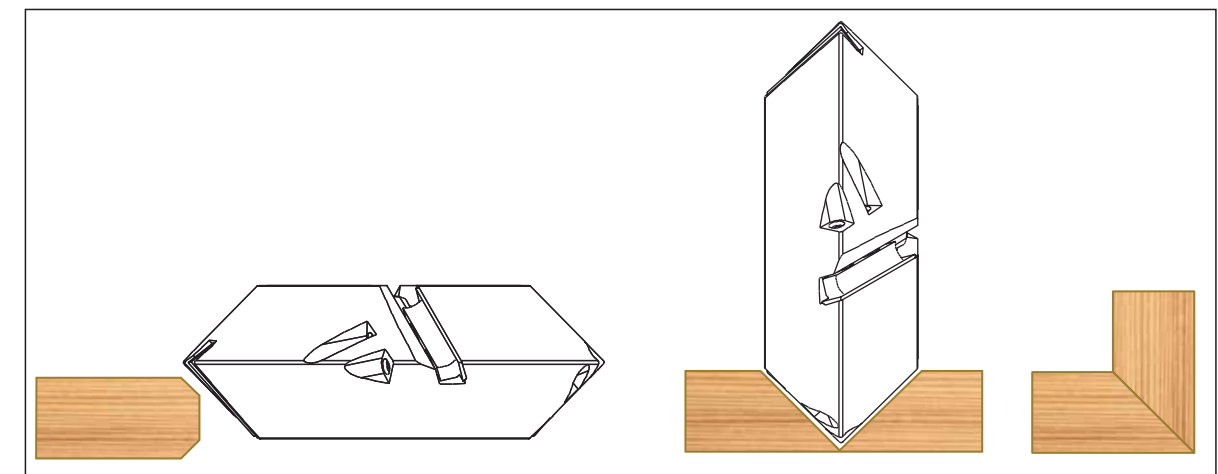
Hard wearing aluminum body, complete with 2 + 2 down shears. Disposable straight knives, creating V shape. Suitable for rebating, chamfering, table legs jointing and V shape slots in soft wood, hardwood and laminate particleboards.



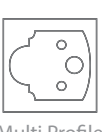
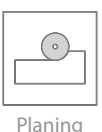

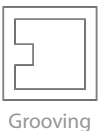
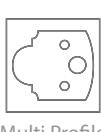
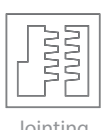
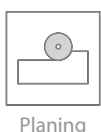

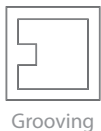
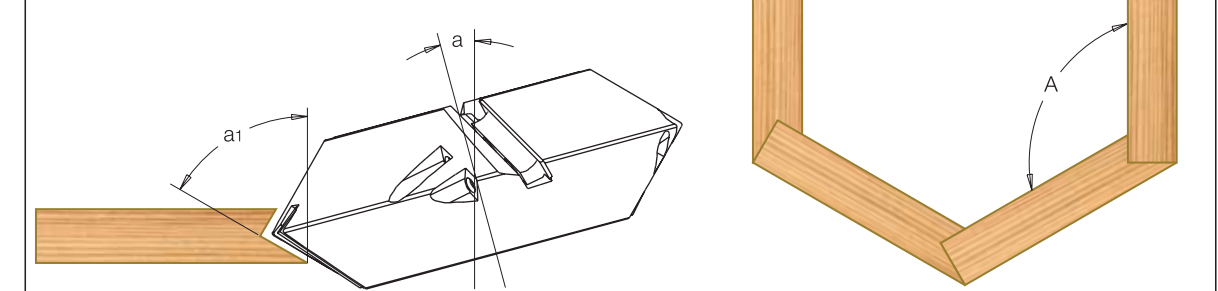
øD	a	B	Code No.	Z	ød	ød Max.	n
160	90°	56	7335101	4	30	50	5,000 - 8,000

Spare parts:

T.C. Blade	Wedge	Allen screw	Allen screw	Allen key	Allen key
#300 052 8 40x12x1.5	#199 040 2 L=32	#193 026 5 M6x16	#193 071 0 M4x16	#194 003 5 S3	#194 020 0 S2

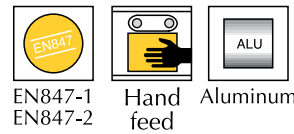
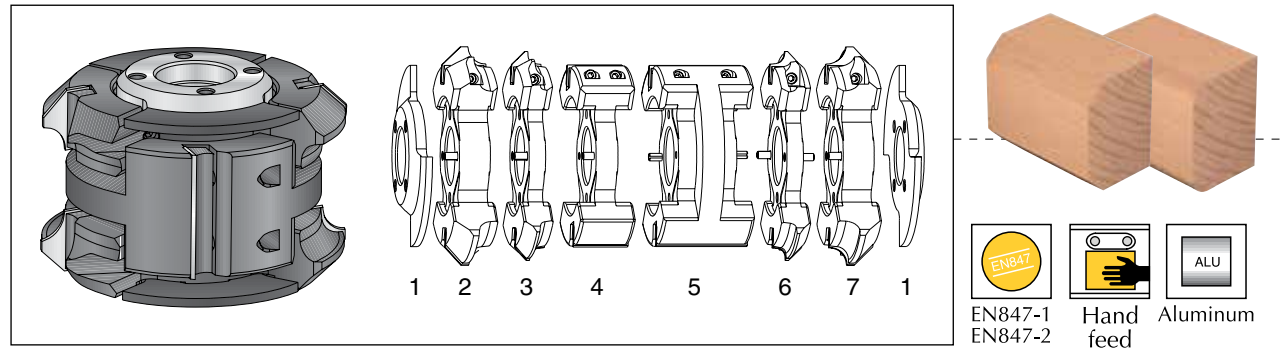


Number of edge	A	a	a1
5	108	9	54
6	120	15	60
8	135	22.5	67.5
10	144	27	72
12	150	30	75



### Adjustable Rounding & Chamfering Cutter Set

Hard wearing aluminium body complete with disposable tungsten carbide knives. Four types of set suitable for rounding over or chamfering softwood, hardwood and man-made boards on a spindle moulder. Cutting width dependant on set ordered, but it is possible to machine timber from 19 – 70mm wide. Cutting width can be adjusted by using supplied spacer rings.

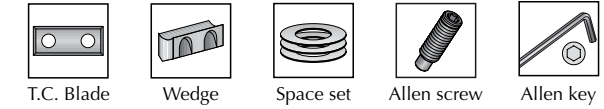


	øD	R	Code No.	Z	B	Cutter	ød	ød Max.	n
Set A1	113	2-5	7520021	■	19-30 +2xR	1,3,4,6,1	30	40	7600-10000
Straight cutter	100		7320031	■	30	4	30	40	
Left cutter	113	2-5	7520121	■	2	3	30	40	
Right cutter	113	2-5	7520221	■	2	6	30	40	
Covering plate	98		7520201	■	9	1	30	40	
Set A2	113	2-5	7520031	■	39-50 +2xR	1,3,5,6,1	30	40	7600-10000
Straight cutter	100		7320041	■	50	5	30	40	
Left cutter	113	2-5	7520121	■	16	3	30	40	
Right cutter	113	2-5	7520221	■	16	6	30	40	
Covering plate	98		7520201	■	9	1	30	40	
Set B1	118	6-10	7520041	■	25-30 +2xR	1,2,4,7,1	30	40	7600-10000
Straight cutter	100		7320031	■	30	4	30	40	
Left cutter	118	6-10	7520141	■	24	2	30	40	
Right cutter	118	6-10	7520241	■	24	6	30	40	
Covering plate	98		7520201	■	9	1	30	40	
Set B2	118	6-10	7520051	■	45-50 +2xR	1,2,5,7,1	30	40	7600-10000
Straight cutter	100		7320041	■	2	5	30	40	
Left cutter	118	6-10	7520141	■	2	2	30	40	
Right cutter	118	6-10	7520241	■	2	7	30	40	
Covering plate	98		7520201	■	9	1	30	40	

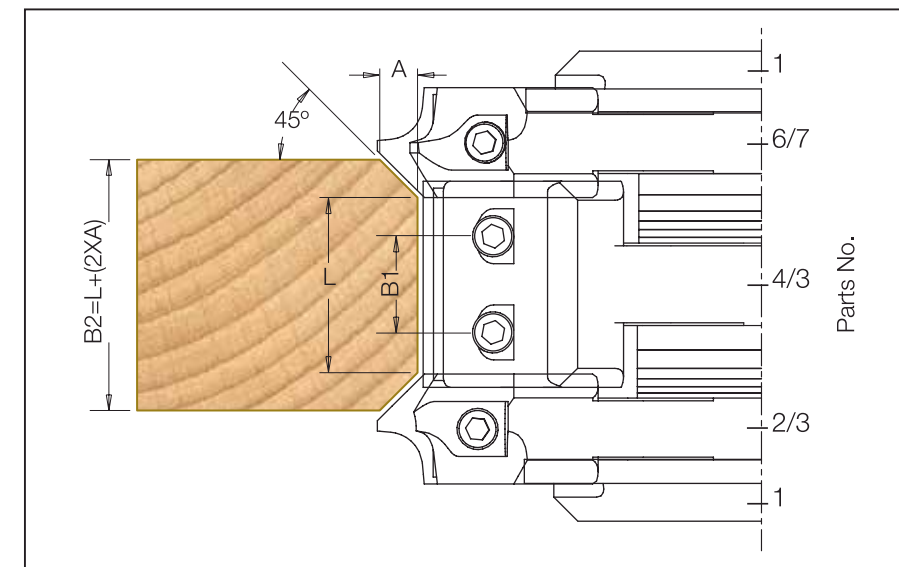
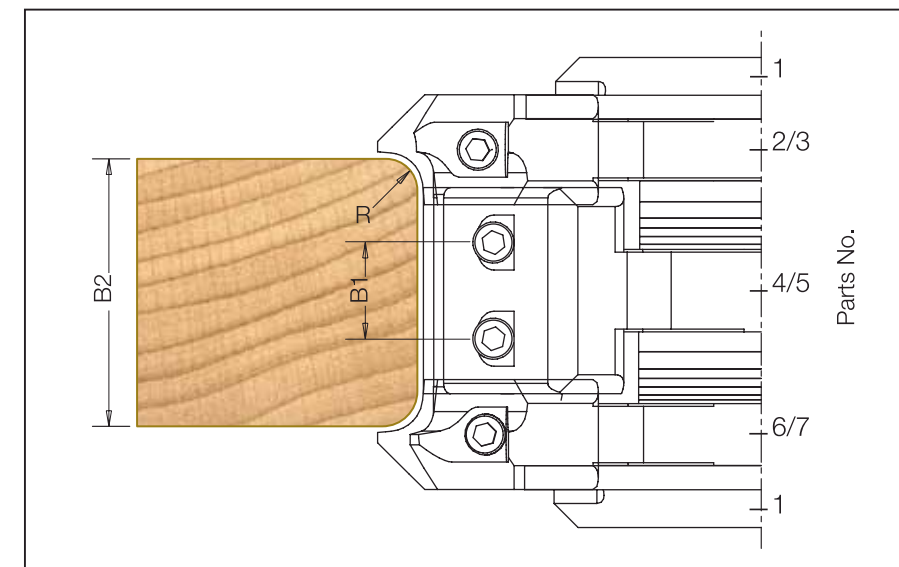
	R	Right	Left	Wedge	L
T.C. Blades	2	3009502 ■	3009502L ■	1990650	14
T.C. Blades	3	3009503 ■	3009503L ■	1990650	14
T.C. Blades	4	3009504 ■	3009504L ■	1990650	14
T.C. Blades	5	3009505 ■	3009505L ■	1990650	14
T.C. Blades	6	3009506 ■	3009506L ■	1990660	22
T.C. Blades	7	3009507 ■	3009507L ■	1990660	22
T.C. Blades	8	3009508 ■	3009508L ■	1990660	22
T.C. Blades	9	3009509 ■	3009509L ■	1990660	22
T.C. Blades	10	3009510 ■	3009510L ■	1990660	22

### Adjustable Rounding & Chamfering Cutter Set

#### Spare parts:



<b>B= 30</b>	#310 123 0 30x12x1.5	#199 067 0 L=28	#192 790 1 D=60 B=25	#193 026 5 M6x16	#1940035 S3
<b>B= 50</b>	#310 125 0 50x12x1.5	#199 068 0 L=48	#192 790 1 D=60 B=25	#193 026 5 M6x16	#1940035 S3



Scale 1:1



Grooving



Rebating



Planing



Profiling



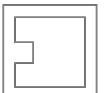
Joining



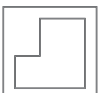
Door Frame & Panel



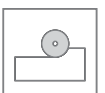
Multi Profile



Grooving



Rebating



Planing



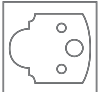
Profiling



Joining



Door Frame & Panel

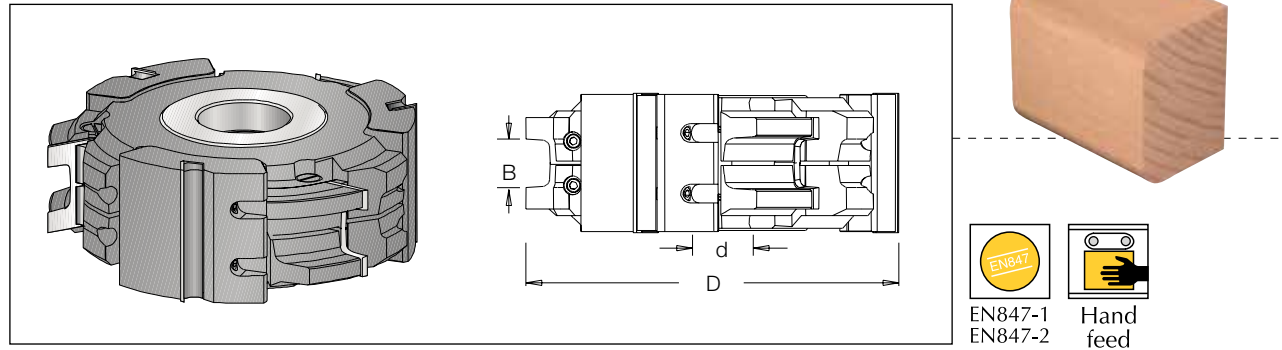


Multi Profile



### Adjustable Rounding & Rebating Cutter

Hard wearing steel body, two assembly options; two parts and three parts. Suitable for rounding and oversize in a radius between 1 - 10mm. Two part assembly option for wood thickness between 6 - 20mm and three part assembly option for wood thickness 20 - 60mm. Suitable for soft and hard wood and all kinds of particle board.

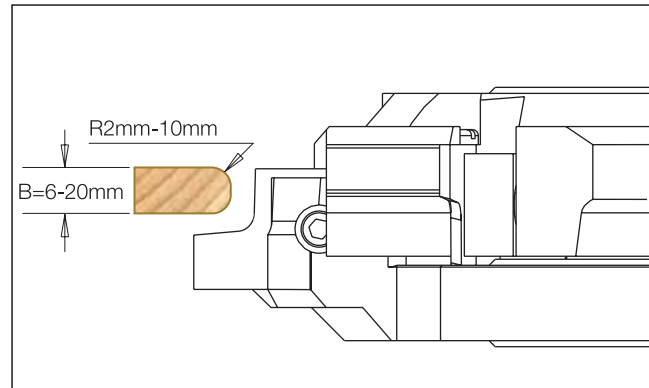


	øD	B	Code No.	Z	ød	ød Max.	
Config. 1	170	6.0-20	7520331	3+3	30	50	4,500 - 7,500
Config. 2	170	20-60	7520301	3+3+3	30	50	4,500 - 7,500
Top Cutter Body			7520321	3	30	50	
Straight Cutter Body			7320061	3	30	50	
Bottom Cutter Body			7520311	3	30	50	

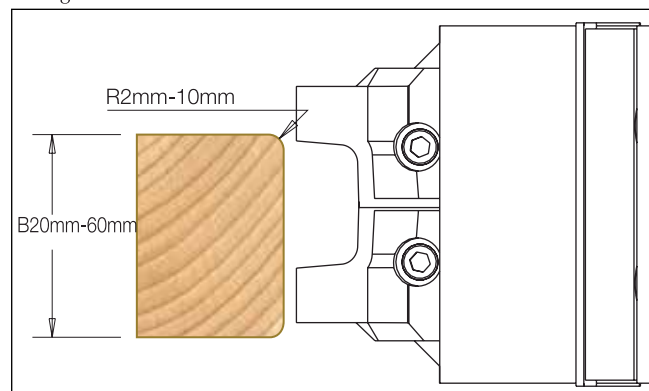
#### Spare parts:

	T.C. Blade R	T.C. Blade L	T.C. Blade	Wedge	Wedge	Spacer set	Allen screw	Allen key
<b>T.C. Blade R= 1</b>	#310 890 1 20x25x2	#310 890 1L 20x25x2	#300 053 1 60x12x1.5	#199 032 7 L=17	#199 033 7 L=58	192 693 0 B=39	#193 026 5 M6x16	#194 003 5 S3
<b>T.C. Blade R= 2</b>	#310 890 2 20x25x2	#310 890 2L 20x25x2						
<b>T.C. Blade R= 3</b>	#310 890 3 20x25x2	#310 890 3L 20x25x2						
<b>T.C. Blade R= 4</b>	#310 890 4 20x25x2	#310 890 4L 20x25x2						
<b>T.C. Blade R= 5</b>	#310 890 5 20x25x2	#310 890 5L 20x25x2						
<b>T.C. Blade R= 6</b>	#310 890 6 20x25x2	#310 890 6L 20x25x2						
<b>T.C. Blade R= 7</b>	#310 890 7 20x25x2	#310 890 7L 20x25x2						
<b>T.C. Blade R= 8</b>	#310 890 8 20x25x2	#310 890 8L 20x25x2						
<b>T.C. Blade R= 9</b>	#310 890 9 20x25x2	#310 890 9L 20x25x2						
<b>T.C. Blade R= 10</b>	#310 891 0 20x25x2	#310 891 0L 20x25x2						
<b>T.C. Blade a°= 45°</b>	#310 891 1 20x25x2	#310 891 1L 20x25x2						

Config. 1- Two Parts



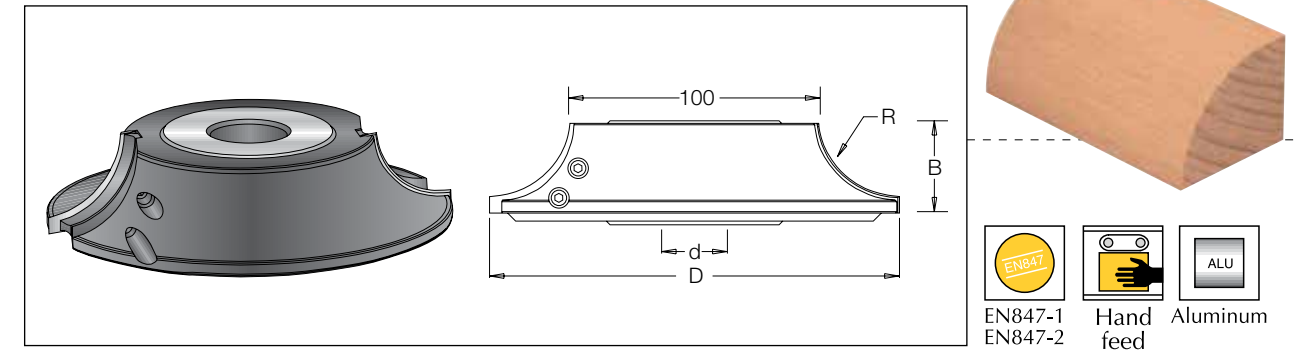
Config. 2 - Three Parts



1:1

### Rounding - Over Cutter

Hard wearing aluminium body complete with disposable tungsten carbide knives. Suitable for rounding over softwood, hardwood and man-made boards on a spindle moulder. Can be used with 100mm diameter bearing for shaping work.

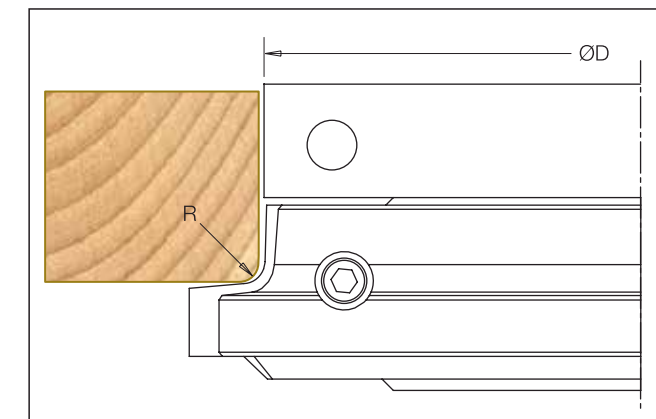


øD	R	Code No.	z	B	ød	ød Max.	n
120	3	7524231	2	20	30	50	6,400 - 10,000
	4	7524241	2	20	30	50	6,400 - 10,000
	5	7524251	2	20	30	50	6,400 - 10,000
	6	7524261	2	20	30	50	6,400 - 10,000
	8	7524281	2	20	30	50	6,400 - 10,000
	10	7524301	2	20	30	50	6,400 - 10,000
	3-10	7524101 Set	2	20	30	50	6,400 - 10,000
130	15	7524351	2	20	30	50	5,400 - 9,000
140	20	7524401	2	25	30	50	5,400 - 9,000
150	25	7524451	2	30	30	50	5,400 - 9,000
160	30	7524501	2	35	30	50	5,400 - 9,000

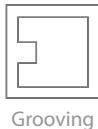
⚠ Can be used with ball bearing ø100 code No. 1915401.

#### Spare parts:

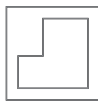
	T.C. Blade	Wedge	Allen screw	Allen key
<b>R = 3</b>	#310 890 3 R=3	#199 032 7 L=17	#193 026 5 M6x16	#194 003 5 S3
<b>R = 4</b>	#310 890 4 R=4	#199 032 7 L=17	#193 026 5 M6x16	#194 003 5 S3
<b>R = 5</b>	#310 890 5 R=5	#199 032 7 L=17	#193 026 5 M6x16	#194 003 5 S3
<b>R = 6</b>	#310 890 6 R=6	#199 032 7 L=17	#193 026 5 M6x16	#194 003 5 S3
<b>R = 8</b>	#310 890 8 R=8	#199 032 7 L=17	#193 026 5 M6x16	#194 003 5 S3
<b>R = 10</b>	#310 891 0 R=10	#199 032 7 L=17	#193 026 5 M6x16	#194 003 5 S3
<b>R = 15</b>	#310 891 5 R=15	#199 032 7 L=17	#193 026 5 M6x16	#194 003 5 S3
<b>R = 20</b>	#310 892 0 R=20	#199 097 0 L=24	#193 026 5 M6x16	#194 003 5 S3
<b>R = 25</b>	#310 892 5 R=25	#199 098 0 L=29	#193 026 5 M6x16	#194 003 5 S3
<b>R = 30</b>	#310 893 0 R=30	#199 099 0 L=34	#193 026 5 M6x16	#194 003 5 S3



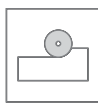
1:1



Grooving



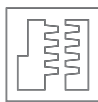
Rebating



Planing



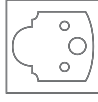
Profiling



Jointing



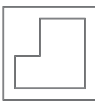
Door Frame & Panel



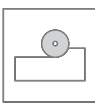
Multi Profile



Grooving



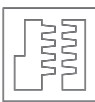
Rebating



Planing



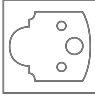
Profiling



Jointing



Door Frame & Panel



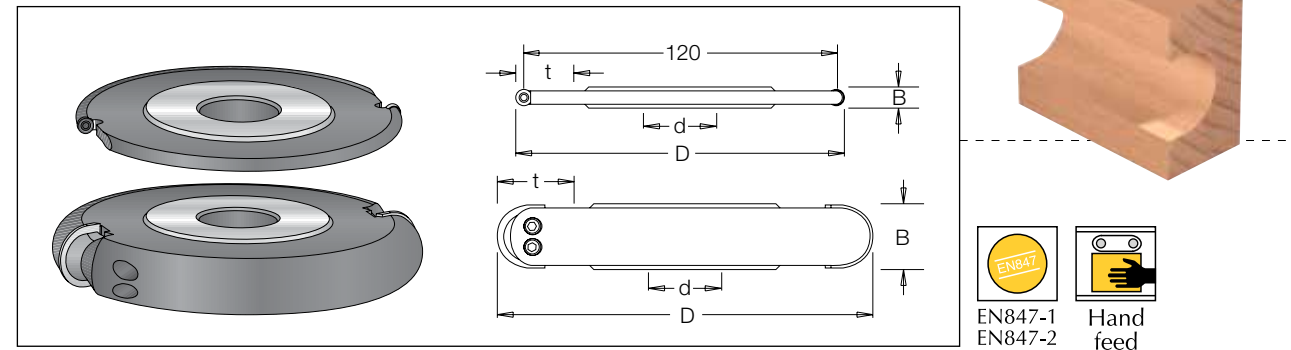
Multi Profile

# Cutters

## Profiling

### Convex Profile Cutter

Cutterhead bodies in hard wearing aluminium or steel, complete with disposable tungsten carbide knives. Suitable for producing various radii coves or rule joints in softwood, hardwood and man-made boards on a spindle moulder. All cutterheads can be used with a 120mm bearing for cutting uniform depth profiles.

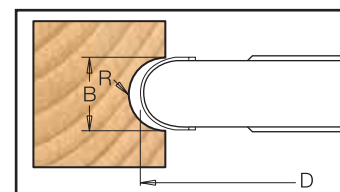


øD	B	R	Code No.	Z	ød	ød Max.	Max. t	n
126	6	3	7210301	2	30	50	28	4,500 - 10,600
128	8	4	7210311	2	30	50	29	4,500 - 10,600
130	10	5	7210321	2	30	50	30	4,500 - 10,600
132	12	6	7210331*	2	30	50	31	5,700 - 10,100
136	16	8	7210341*	2	30	50	33	5,600 - 8,400
140	20	10	7210351*	2	30	50	35	5,400 - 9,500
144	24	12	7210361*	2	30	50	37	5,300 - 9,200
150	30	15	7210371*	2	30	50	40	5,000 - 8,900

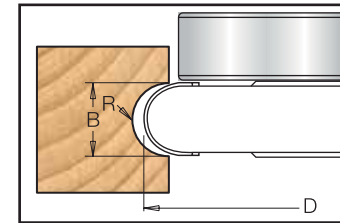
⚠ Aluminum

#### Spare parts:

	T.C. Blade	T.C. Blade	Wedge	Torx screw	Torx key	Allen screw	Allen key
<b>R = 3</b>	#300 040 0 R=3	#193 420 0 M2.5x6.5	#194 111 0 T7				
<b>R = 4</b>	#300 040 2 R=4	#193 425 0 M3x8	#194 110 0 T9				
<b>R = 5</b>	#300 040 3 R=5	#193 430 0 M3.5x12	#194 101 5 T15				
<b>R = 6</b>	#300 650 6 R=6	#199 050 1 L=9	#193 026 5 M6x16	#194 003 5 S3			
<b>R = 8</b>	#300 650 8 R=8	#199 050 2 L=11	#193 026 5 M6x16	#194 003 5 S3			
<b>R = 10</b>	#300 651 0 R=10	#199 050 3 L=17	#193 026 5 M6x16	#194 003 5 S3			
<b>R = 12</b>	#300 651 2 R=12	#199 050 4 L=18.3	#193 026 5 M6x16	#194 003 5 S3			
<b>R = 15</b>	#300 651 5 R=15	#199 050 5 L=24	#193 026 5 M6x16	#194 003 5 S3			



#### Option with Bearing



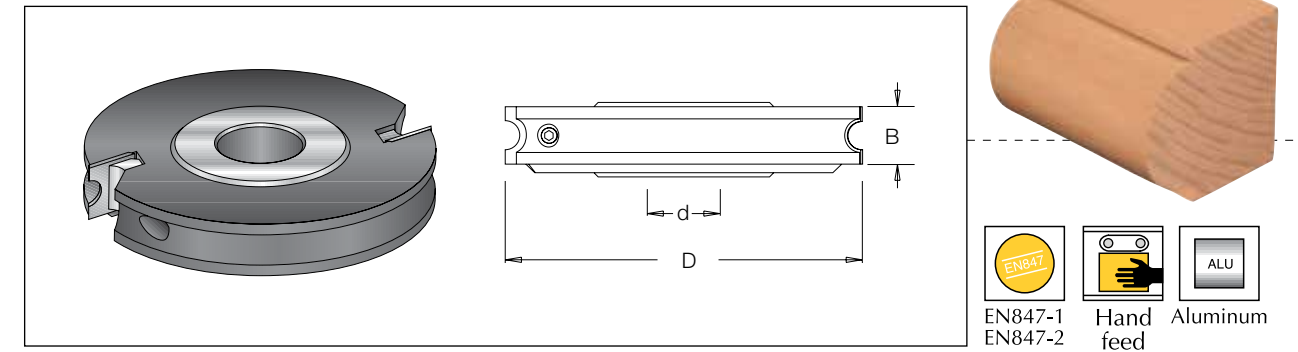
Bearing	#192 5420 ø120x15xø55
---------	--------------------------

# Cutters

## Profiling

### Concave Profile Cutter

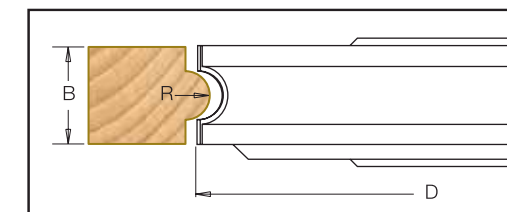
Cutterhead body in hard wearing aluminium complete with disposable tungsten carbide knives. Suitable for producing various radii beads in softwood, hardwood and man-made boards on a spindle moulder.



øD	B	R	Code No.	Z	ød	ød Max.	n
125	15	3	7526031	2	30	50	6,000 - 10,000
	15	4	7526041	2	30	50	6,000 - 10,000
	20	5	7526051	2	30	50	6,000 - 10,000
	20	6	7526061	2	30	50	6,000 - 10,000
	30	8	7526081	2	30	50	6,000 - 10,000
	30	10	7526101	2	30	50	6,000 - 10,000
	30	12	7526121	2	30	50	6,000 - 10,000
	30	15	7526151	2	30	50	6,000 - 10,000
135	50	20	7526201	2	30	50	5,500 - 9,000

#### Spare parts:

	T.C. Blade	Wedge	Allen screw	Allen Key
<b>R = 3</b>	#312 400 3 R3	#199 032 6 L=14	#193 026 5 M6x16	#194 003 5 S3
<b>R = 4</b>	#312 400 4 R4	#199 032 6 L=14	#193 026 5 M6x16	#194 003 5 S3
<b>R = 5</b>	#312 400 5 R5	#199 032 7 L=17	#193 026 5 M6x16	#194 003 5 S3
<b>R = 6</b>	#312 400 6 R6	#199 032 7 L=17	#193 026 5 M6x16	#194 003 5 S3
<b>R = 8</b>	#312 400 8 R8	#199 046 5 L=24	#193 026 5 M6x16	#194 003 5 S3
<b>R = 10</b>	#312 401 0 R10	#199 046 5 L=24	#193 026 5 M6x16	#194 003 5 S3
<b>R = 12</b>	#312 401 2 R12	#199 046 6 L=24	#193 026 5 M6x16	#194 003 5 S3
<b>R = 15</b>	#312 401 5 R15	#199 046 1 L=38	#193 026 5 M6x16	#194 003 5 S3
<b>R = 20</b>	#312 402 0 R20	#199 045 0 L=46	#193 026 5 M6x16	#194 003 5 S3



1:1

Cutters

Cutters

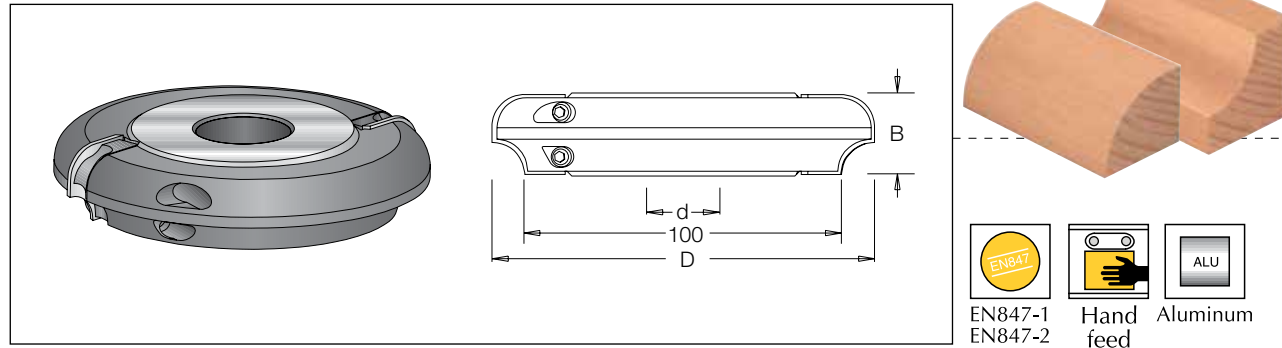


# Cutters

## Profiling

### Corner Round / Cove Cutter

Cutterhead body in hard wearing aluminium, complete with disposable tungsten carbide knives. Suitable for rounding over and producing matching cove joints in softwood, hardwood and man-made boards on a spindle moulder. All cutterheads can be used with a 100mm bearing for cutting uniform depth profiles.

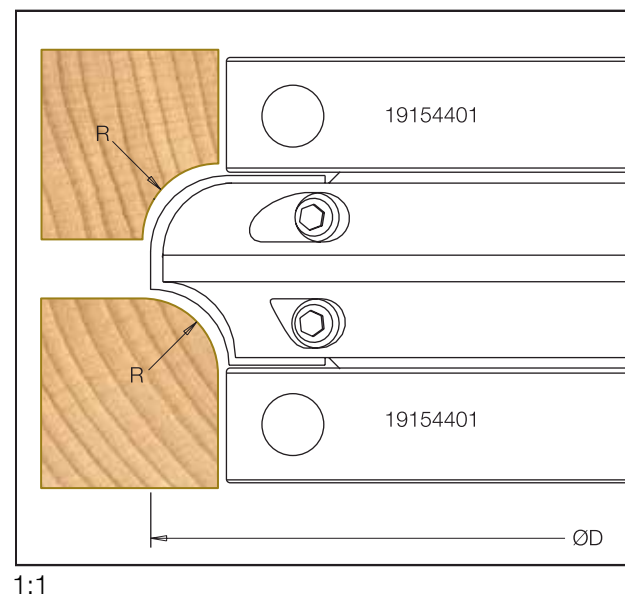


øD	R	Code No.	Z	B	ød	ød Max.	n
106	3	7511031	2	20	30	50	7,300 - 10,100
110	5	7511051	2	20	30	50	7,000 - 9,900
112	6	7511061	2	20	30	50	6,900 - 9,700
116	8	7511081	2	20	30	50	6,600 - 9,500
120	10	7511101	2	25	30	50	6,400 - 10,000
124	12	7511121	2	30	30	50	6,200 - 9,800
130	15	7511151	2	35	30	50	5,900 - 9,500
140	20	7511201	2	50	30	50	5,500 - 9,000
150	25	7511251	2	60	30	50	5,100 - 6,000
153	30*	7511301	2	60	30	50	4,900 - 5,800

⚠ Can be used with ball bearing ø100 code No. 191 540 1.  
\* The radius is not Complete.

#### Spare parts:

	T.C. Blade	Wedge	Allen screw	Allen key
<b>R = 3</b>	#310 894 4 R3	#199 091 0 L=18	#193 026 5 M6x16	#194 003 5 S3
<b>R = 5</b>	#310 894 6 R5	#199 091 0 L=18	#193 026 5 M6x16	#194 003 5 S3
<b>R = 6</b>	#310 894 7 R6	#199 091 0 L=18	#193 026 5 M6x16	#194 003 5 S3
<b>R = 8</b>	#310 894 9 R8	#199 091 0 L=18	#193 026 5 M6x16	#194 003 5 S3
<b>R = 10</b>	#310 895 0 R10	#199 092 0 L=23	#193 026 5 M6x16	#194 003 5 S3
<b>R = 12</b>	#310 895 2 R12	#199 092 5 L=28	#193 026 5 M6x16	#194 003 5 S3
<b>R = 15</b>	#310 895 3 R15	#199 093 0 L=33	#193 026 5 M6x16	#194 003 5 S3
<b>R = 20</b>	#310 895 4 R20	#199 094 0 L=48	#193 026 5 M6x16	#194 003 5 S3
<b>R = 25</b>	#310 895 5 R25	#199 095 0 L=58	#193 026 5 M6x16	#194 003 5 S3
<b>R = 30</b>	#310 895 6 R30	#199 096 0 L=58	#193 026 5 M6x16	#194 003 5 S3



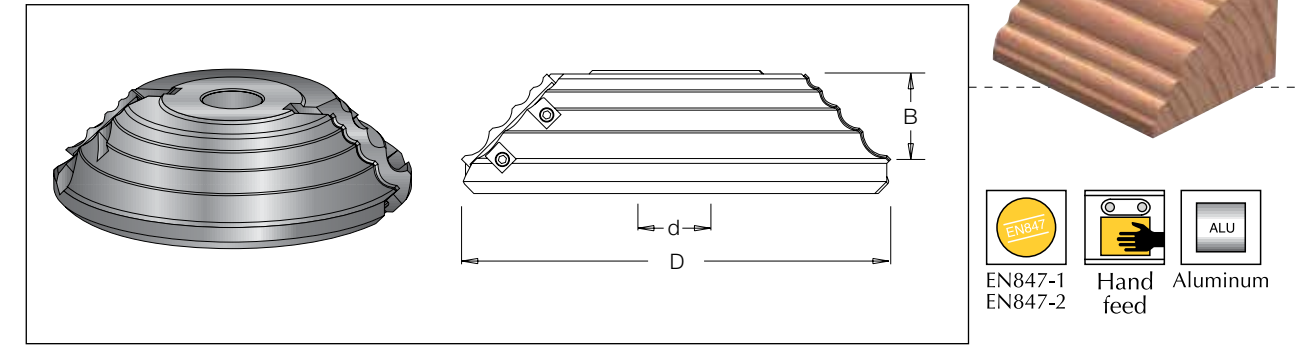
1:1

# Cutters

## Profiling

### Multi Round Over Cutter

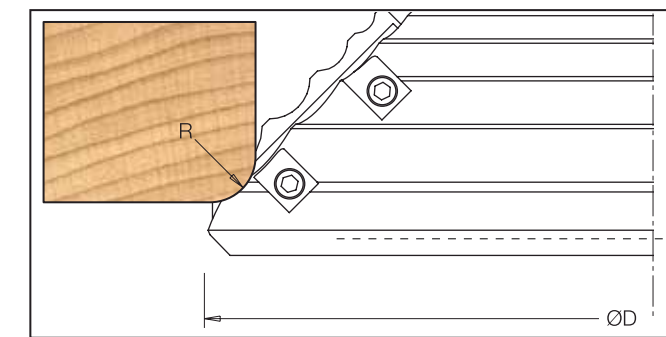
Cutterhead body in hard wearing aluminium, complete with disposable tungsten carbide knives. Suitable for rounding over the edge of softwood, hardwood and man-made boards on a spindle moulder. Either raising or lowering the cutterhead on the machine selects different radii.



øD	B	Code No.	R	Z	ød	ød Max.	n
140	18	7521091	2,3,5	2	30	50	5,400 - 8,800
180	35	7521101	4,6,8,10	2	30	50	4,500 - 7,500

#### Spare parts:

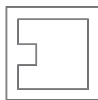
	T.C. Blade	Wedge	Allen screw	Allen key
<b>R = 2, 3, 5</b>	#310 855 0 R=2, 3, 5	#199 048 6 L=24	#193 026 5 M6x16	#194 003 5 S3
<b>R = 4, 6, 8, 10</b>	#310 854 9 R=4, 6, 8, 10	#199 048 5 L=48	#193 026 5 M6x16	#194 003 5 S3



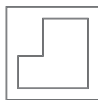
Scale 1:1

Cutters

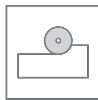
Cutters



Grooving



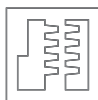
Rebating



Planing



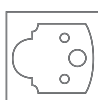
Profiling



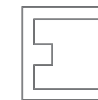
Jointing



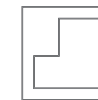
Door Frame & Panel



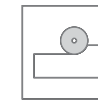
Multi Profile



Grooving



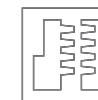
Rebating



Planing



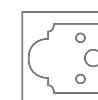
Profiling



Jointing



Door Frame & Panel

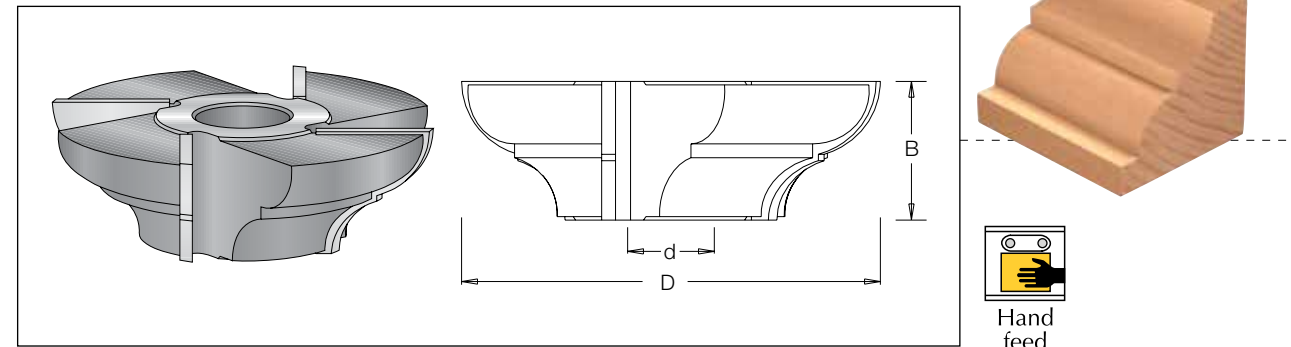


Multi Profile

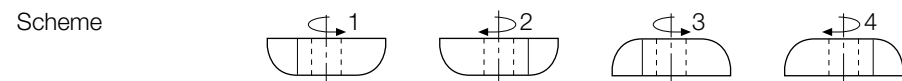


### Custom Made Profile Cutters - Order Instructions

Hard wearing steel body, red paint coated. Complete with tungsten carbide brazed knives. Profiles according to customer demands, mainly suitable for soft and hardwood.



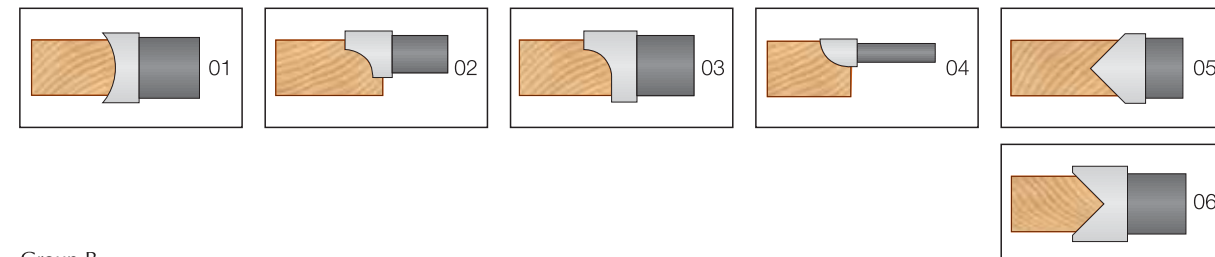
Diameter	80	100	125	150	180	200							
Teeth	2,3,4	2,3,4	2,3,4,6	2,3,4,6	2,3,4,6	2,3,4,6							
Width (mm)	15	20	25	30	35	40	45	50	60	70	80	90	100



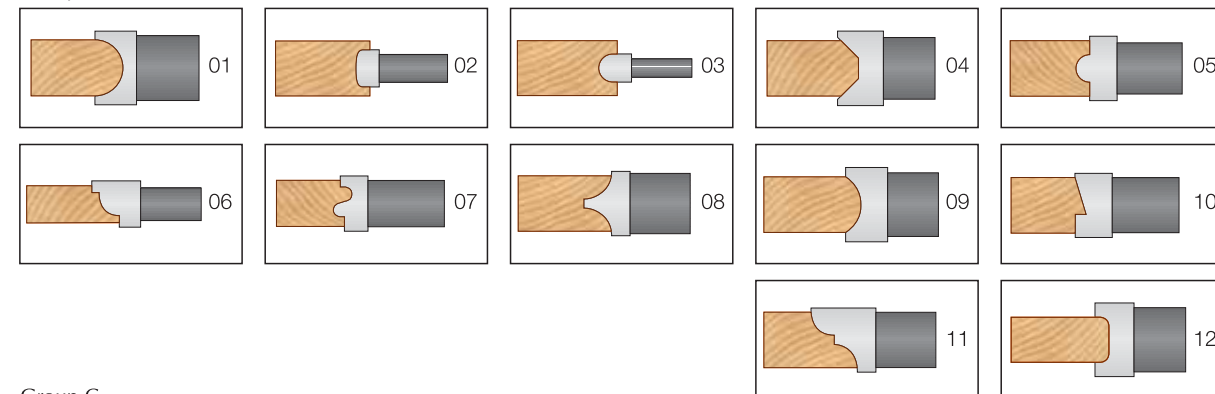
**⚠** Profile Cutters are made to order. The division of three main groups as an indication only.

When ordering please state:  
 1. Group  
 2. Profile number in the group  
 3. Diameter  
 4. Number of teeth  
 5. Cutting width  
 6. Scheme.  
 Standard bore 30mm, others on order.

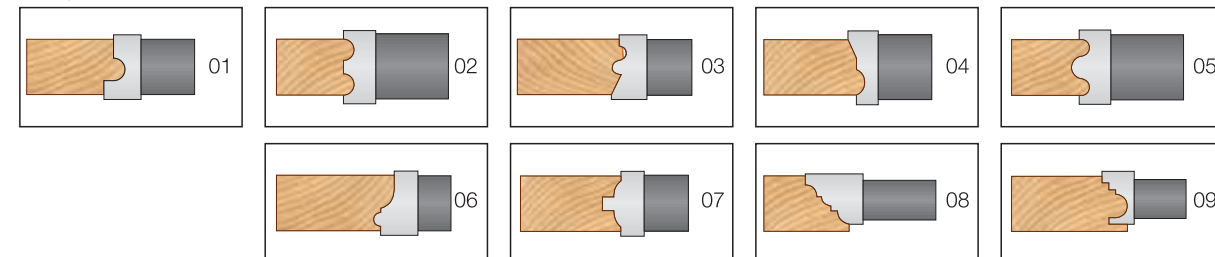
#### Group A



#### Group B

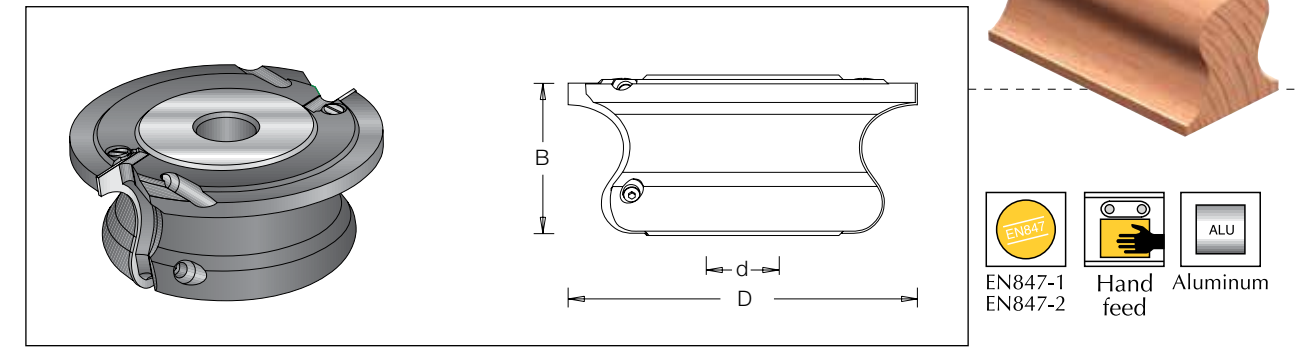


#### Group C



### Handrail Cutter

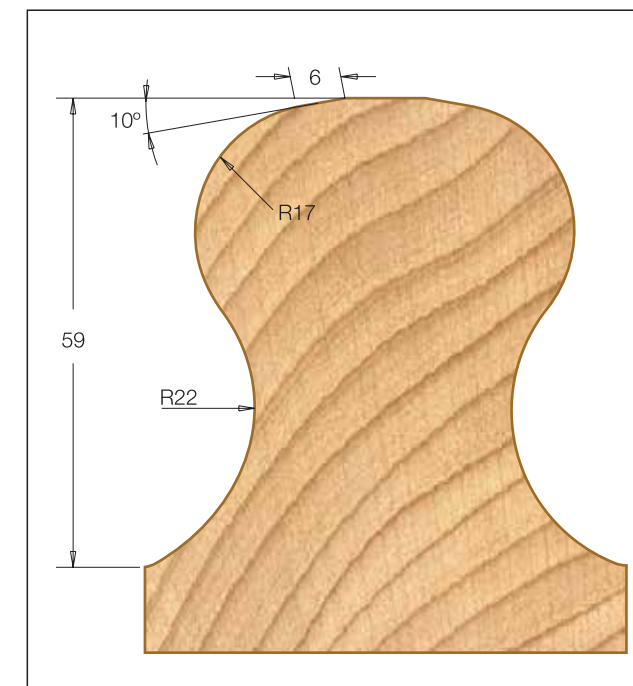
Cutterhead bodies in hard wearing aluminium, complete with disposable tungsten carbide knives. Suitable for producing two different handrail profiles for stairs and banisters in solid softwood or hardwood on a spindle moulder.



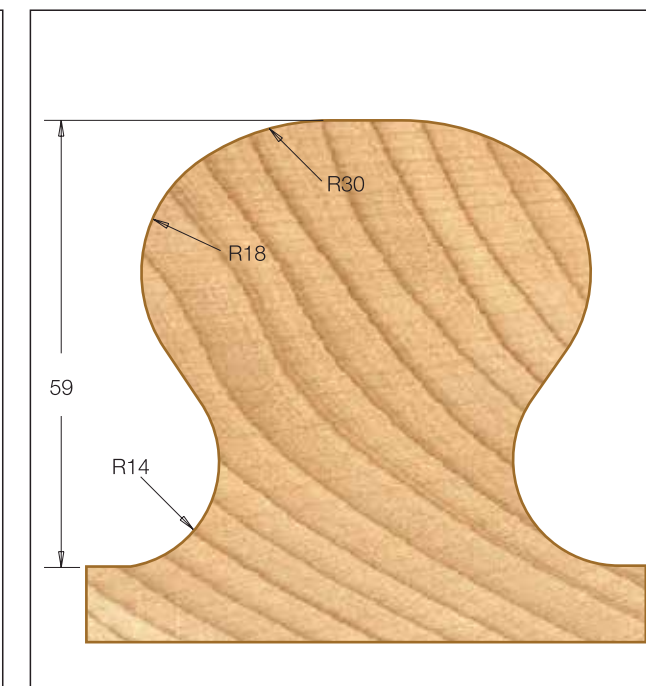
øD	B	Code No.	Profile	Z	ød	ød Max.	n
130	70	7525101	A	2	30	40	5,800 - 7,700
160	70	7525151	B	2	30	50	4,700 - 7,200

#### Spare parts:

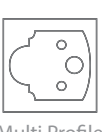
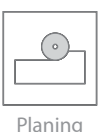

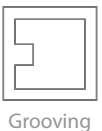
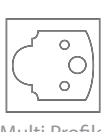
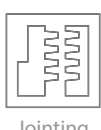
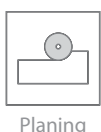
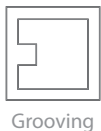
	T.C. Blade	Wedge	Allen screw	Allen key
<b>Profile A</b>	#310 887 0 69.5x33.5x2	#199 085 0 L=63	#193 026 7 M8x16	#194 003 6 S4
<b>Profile B</b>	#310 887 1 70x34x2	#199 086 0 L=65	#193 026 7 M8x16	#194 003 6 S4



Scale 1:1 Profile A



Profile B

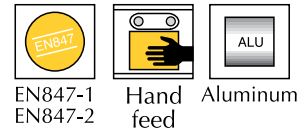
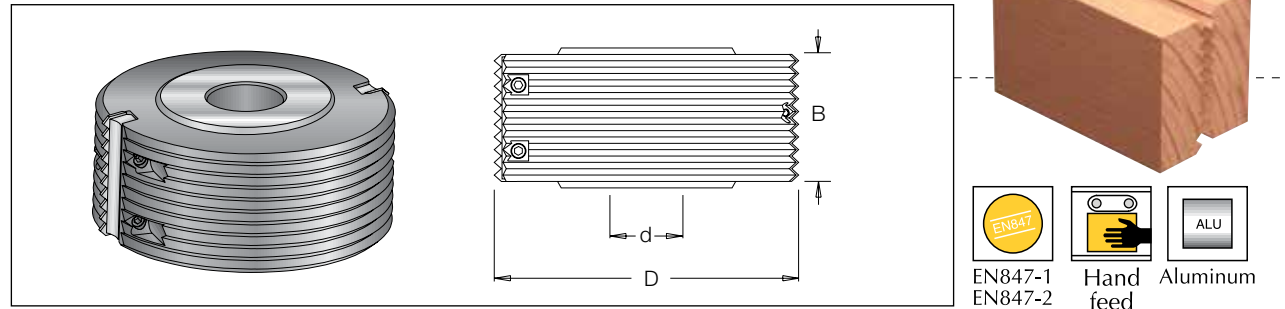


# Cutters

Joining

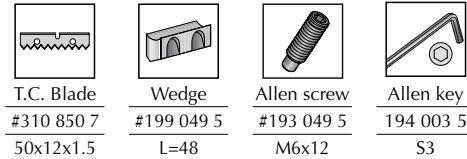
## Glue Joint Cutter

Cutterhead bodies in hard wearing aluminium, complete with disposable tungsten carbide knives. Suitable for producing glue joints in softwood, hardwood and man-made boards on a spindle moulder.

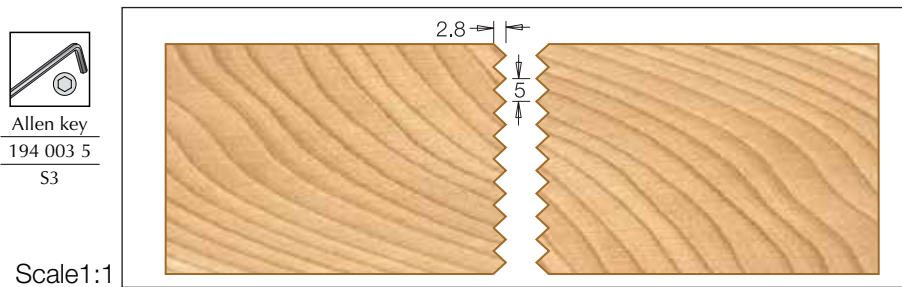


øD	B	Code No.	Z	ød	ød Max.	n
90	50	7410001	2	30	50	8,500 - 12,000
120	50	7410011	2	30	50	6,100 - 10,000

### Spare parts:

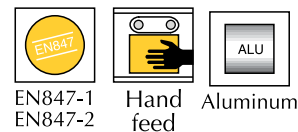
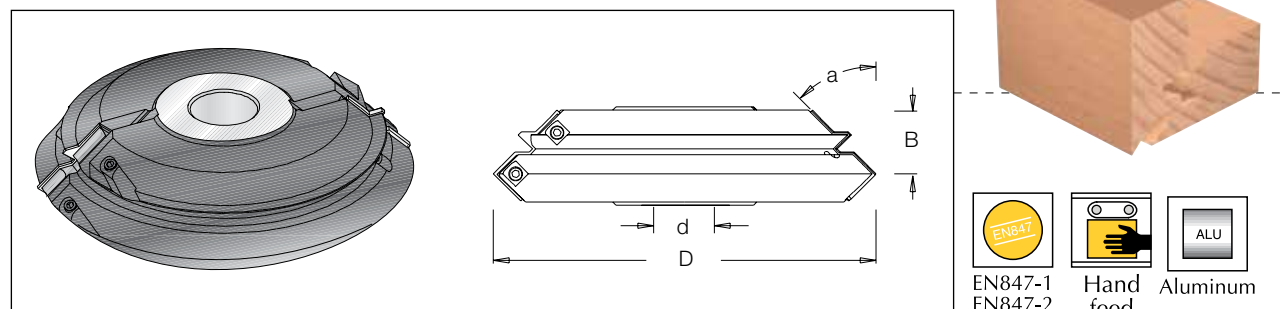


T.C. Blade	Wedge	Allen screw	Allen key
#310 850 7 50x12x1.5	#199 049 5 L=48	#193 049 5 M6x12	#194 003 5 S3



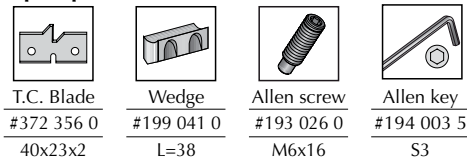
## Disposable Insert 45° Mitre Lock Cutter

Hard wearing aluminium body complete with two disposable tungsten carbide knives. Suitable for producing 45° mitre lock joints in softwood, hardwood and man-made boards on a spindle moulder. Can also be used for jointing horizontal pieces of timber.




øD	B	a	Code No.	Z	ød	ød Max.	n
170	28	45°	7410031	2	30	50	4,500 - 7,900

### Spare parts:



T.C. Blade	Wedge	Allen screw	Allen key
#372 356 0 40x23x2	#199 041 0 L=38	#193 026 0 M6x16	#194 003 5 S3

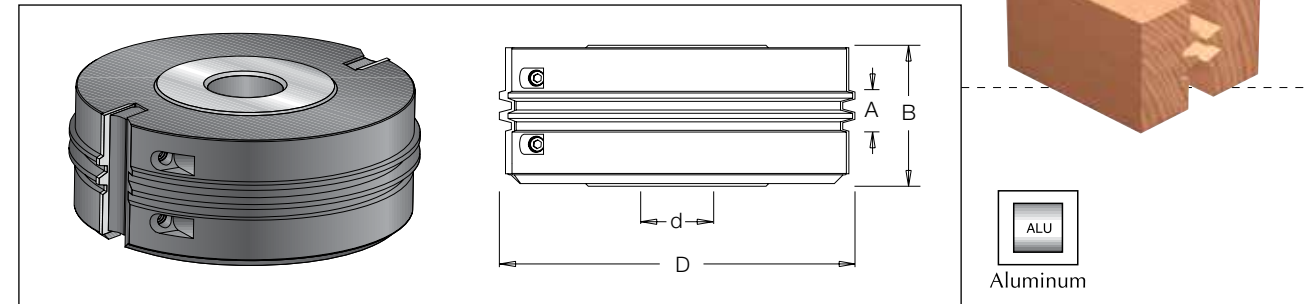


# Cutters

Joining

## Glue Joint Cutter

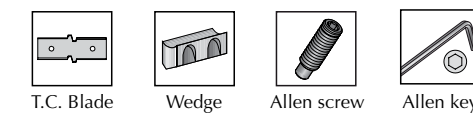
Cutterhead bodies in hard wearing steel and aluminium complete with disposable tungsten carbide knives. Suitable for producing 'finger style' reversible glue joints in softwood, hardwood and man-made boards on a spindle moulder.



øD	B	Code No.	Z	Profile	A	ød	ød Max.	n
120	60	7410041*	2	1	8	30	50	6,500 - 9,500
140	50	7410061	2	2	16	30	50	5,400 - 8,800
	60	7410051	2	3	24	30	50	5,400 - 8,800

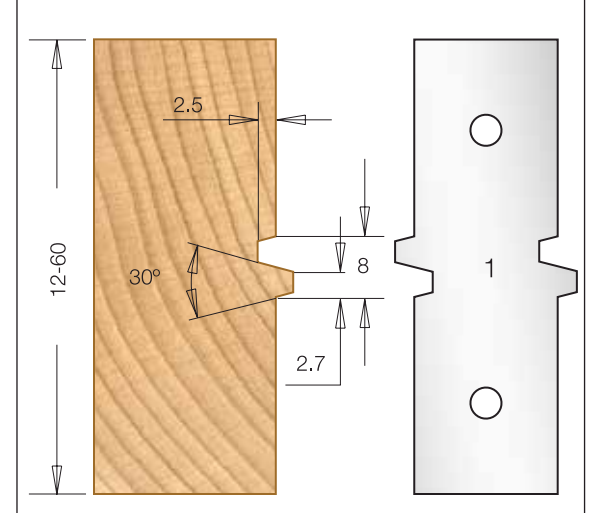
\* Aluminum

### Spare parts:

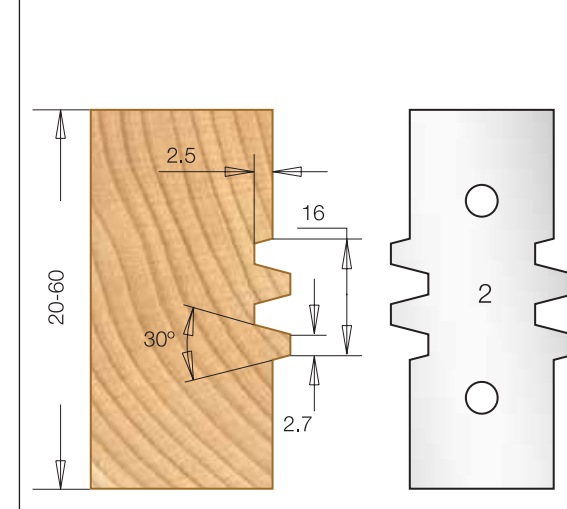


T.C. Blade	Wedge	Allen screw	Allen key
#310 855 1 60x24x2	#199 037 2 L=58	#193 026 5 M6x16	#194 003 5 S3
<b>1 Teeth</b>			
#310 855 2 50x24x2	#199 037 3 L=48	#193 026 5 M6x16	#194 003 5 S3
<b>2 Teeth</b>			
#310 850 1 60x24x2	#199 037 2 L=58	#193 026 5 M6x16	#194 003 5 S3
<b>3 Teeth</b>			

### Profile 1

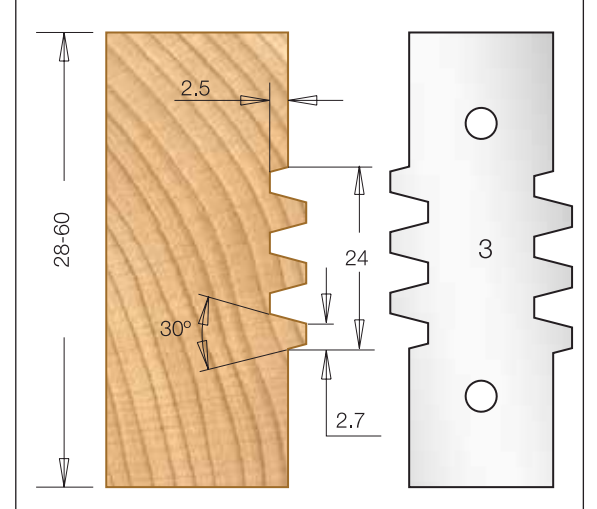


### Profile 2



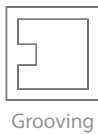
Scale 1:1

### Profile 3



Cutters

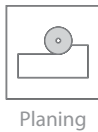
Cutters



Grooving



Rebating



Planing



Profiling



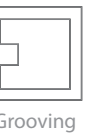
Jointing



Door Frame & Panel



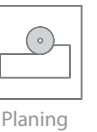
Multi Profile



Grooving



Rebating



Planing



Profiling



Jointing



Door Frame & Panel



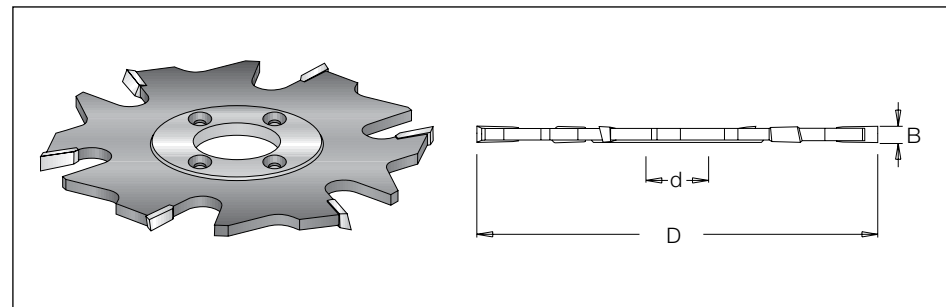
Multi Profile

# Cutters

Joining

## Biscuit Jointer Cutter

Hard wearing steel tool body complete with six tungsten carbide tips (two positive and four negative angle). Suitable for producing grooves and slots in softwood, hardwood and man-made boards for biscuit jointing. For use with most biscuit jointing machines.

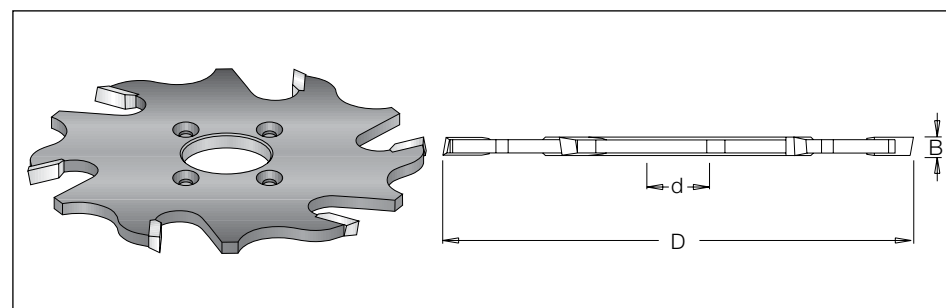


øD	B	Code No.	Z	ød	n
100	4	7072004 ■	6	22	7,600 - 13,400

⚠ Cutter for joining Lamello. The width of the cutter is suited to the original Lamello joint plates. The size of the Lamello joint plates determine the depth of the penetration.  
2 Teeth positive angle.  
4 Teeth negative angle.

## Biscuit Jointer Cutter

Hard wearing steel tool body complete with six positive tungsten carbide tips. Suitable for producing grooves and slots in softwood, hardwood and man-made boards for biscuit jointing. For use with most biscuit jointing machines.



øD	B	Code No.	Z	ød	n
100	4	7072024 ■	6	22	7,600 - 13,400

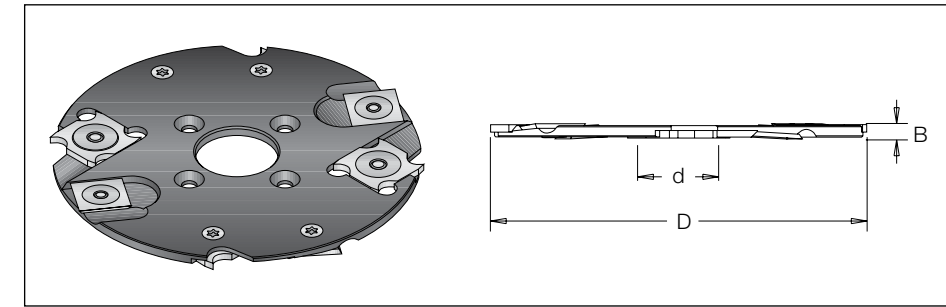
⚠ Cutter for joining Lamello. The width of the cutter is suited to the original Lamello joint plates. The size of the Lamello joint plates determine the depth of the penetration.  
All teeth positive angle.

# Cutters

Joining

## Biscuit Jointer Cutter

Hard wearing steel body complete with disposable tungsten carbide knives and scorers. Suitable for producing grooves and slots in softwood, hardwood and man-made boards for biscuit jointing. For use with most biscuit jointing machines.



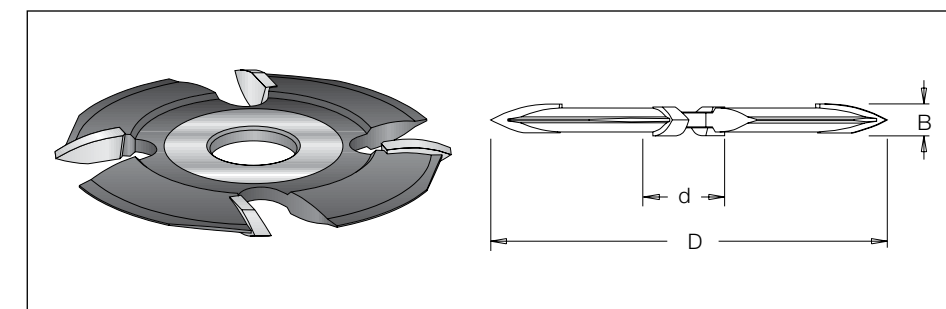
øD	B	Code No.	Z	ød	n
100	4	7210204	4+4	22	7,600 - 13,400

Spare parts:

T.C. Blade	T.C. Blade	T.C.Blade Nut	T.C.Blade Nut	Torx screw	Torx key
#300 850 1	#300 850 2	#192 350 0	#192 360 0	#193 028 0	194 110 0
18x18x2	14x14x1.2	M4x0.5x11.1	M4x0.5x9.9	M4x3.2	T9

## Resin Pocket Cutters

Hard wearing steel tool body complete with four tungsten carbide tips. Suitable for producing grooves and slots in softwood and hardwood for hiding ugly resin spots or knots.



øD	B	Code No.	Z	ød	n
100	8	7075204	4	22	7,600 - 13,400
	15	7075254 ■	4	22	7,600 - 13,400

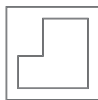
⚠ Cutter for manual feed. Mini-spot cutters designed for cutting out the resin pockets.

Cutters

Cutters



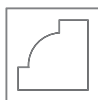
Grooving




Rebating



Planing



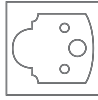
Profiling



Joining



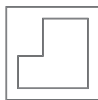
Door Frame & Panel



Multi Profile



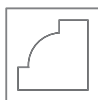
Grooving




Rebating



Planing



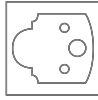
Profiling



Joining



Door Frame & Panel



Multi Profile

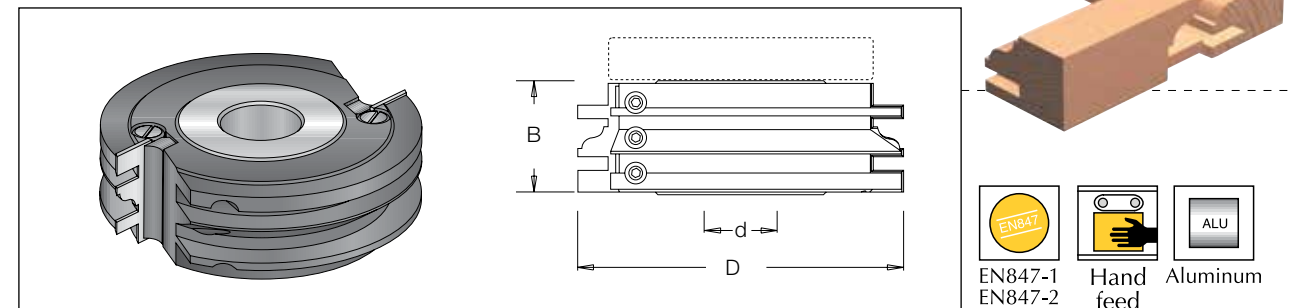


# Cutters

## Door Frame & Panel

### Tongue & Groove Cutter (Max. 27mm)

Cutterhead in hard wearing aluminium, complete with disposable tungsten carbide knives. Suitable for producing various profile / counter profile joints in softwood, hardwood and man-made boards on a spindle moulder. Raising or lowering the cutter on the spindle moulder produces both parts of the joint. Same tool body accepts all four different profiles.



øD	B	Code No.	Profile	Z	ød	ød Max.	n
120	40	7420311	1	2	30	40	5,000 - 8,400
	40	7420321	2	2	30	40	5,000 - 8,400
	40	7420331	3	2	30	40	5,000 - 8,400
	40	7420341	4	2	30	40	5,000 - 8,400

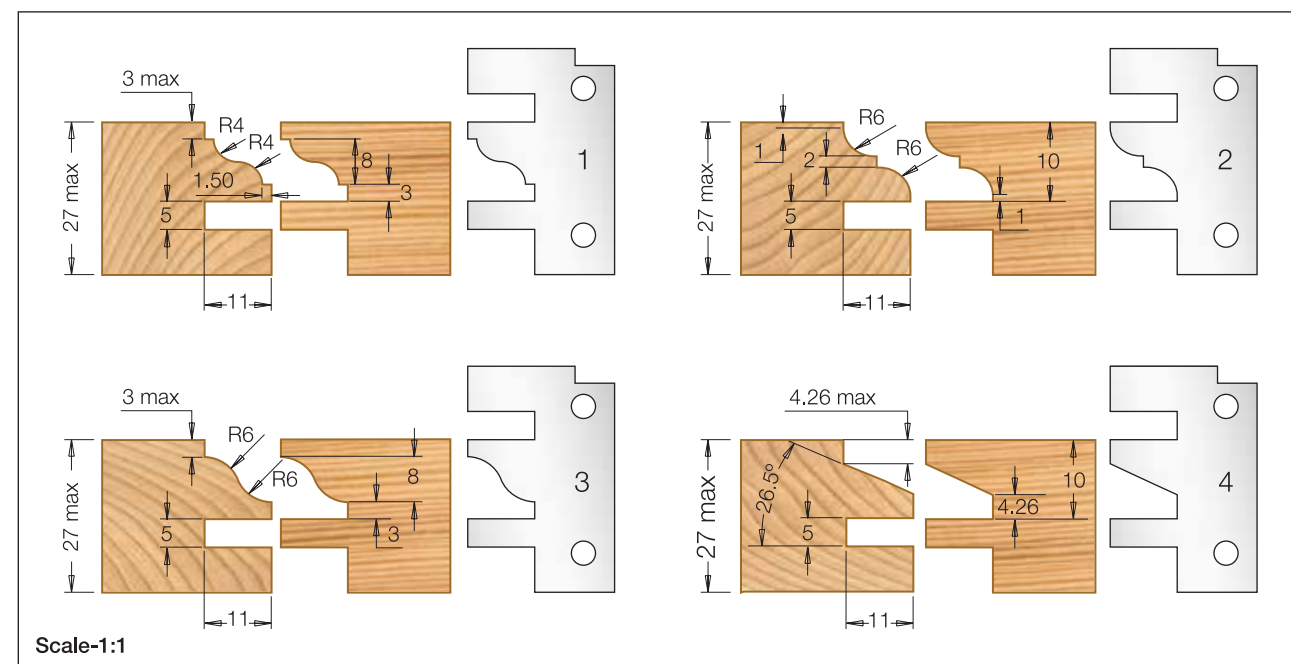
#### Spare parts:

	T.C. Blade	Wedge	Allen screw	Allen key	Ball Bearing
<b>Profile 1</b>	#310 865 6 40x26x2	#199 042 5 L=38	#193 026 5 M6x16	#194 003 5 S3	#191 520 1 98x30x15

<b>Profile 2</b>	#310 866 6 40x26x2	#199 042 5 L=38	#193 026 5 M6x16	#194 003 5 S3
------------------	-----------------------	--------------------	---------------------	------------------

<b>Profile 3</b>	#310 867 5 40x26x2	#199 042 5 L=38	#193 026 5 M6x16	#194 003 5 S3
------------------	-----------------------	--------------------	---------------------	------------------

<b>Profile 4</b>	#310 868 6 40x26x2	#199 042 5 L=38	#193 026 5 M6x16	#194 003 5 S3
------------------	-----------------------	--------------------	---------------------	------------------

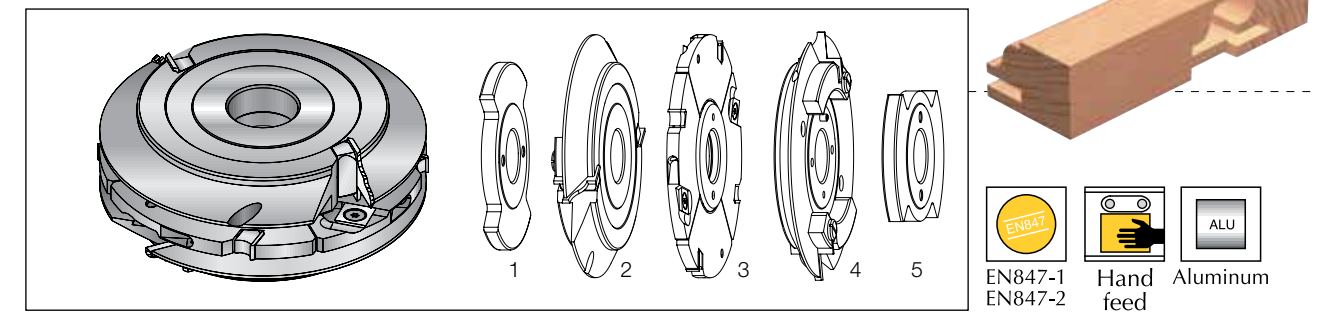


# Cutters

## Door Frame & Panel

### Counter - Profile Cutters Set (22-48mm)

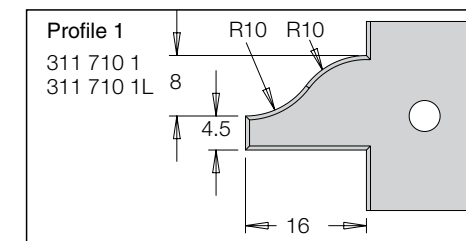
Cutterhead set in hard wearing aluminium, complete with disposable tungsten carbide knives. Suitable for producing various profile /counter profile joints in softwood, hardwood and man-made boards by using combinations of the supplied cutters. Max wood thickness 48 mm.



#### Profile 1

Set No.	øD	Code No.	Cutters in set	B	Frame type	t	n
Set 1	142	7426811	1x2,2,3,4	40-48	1, 2	16	5600-9500

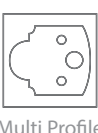
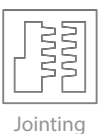
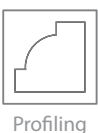
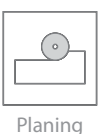
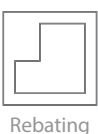
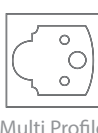
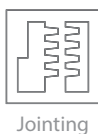
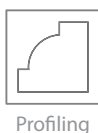
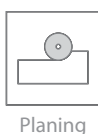
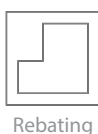
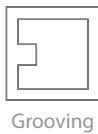
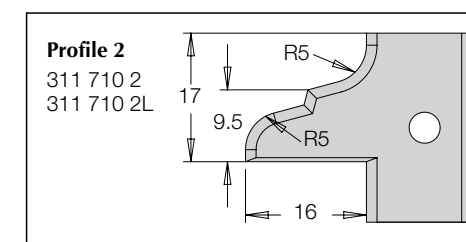
øD	B	Code No.	Cutter No.	Profile	z	ød
108	10	7420841	1			30
142	25	7420821	2	1L	2	30
142	8-15	7420831	3		4+4	30
142	25	7420811	4	1R	2	30



#### Profile 2

Set No.	øD	Code No.	Cutters in set	B	Frame type	t	n
Set 2	142	7426821	1x2,2,3,4	40-48	1, 2	16	5600-9500

øD	B	Code No.	Cutter No.	Profile	z	ød
108	10	7420841	1			30
142	25	7422821	2	2L	2	30
142	8-15	7420831	3		4+4	30
142	25	7422811	4	2R	2	30

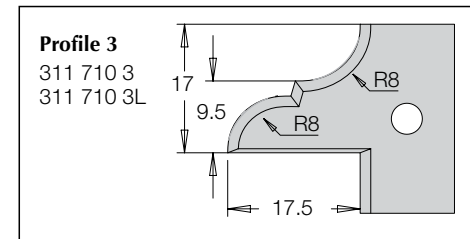


### Counter - Profile Cutters Set

#### Profile 3

Set No.	øD	Code No.	Cutters in set	B	Frame type	t	n
Set 3	142	7426831	1x2,2,3,4	40-48	1, 2	16	5,600-9,500

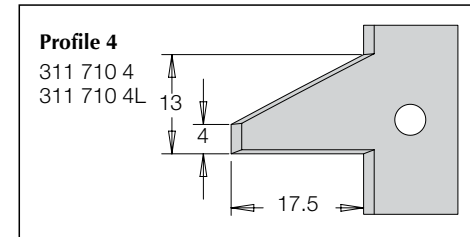
øD	B	Code No.	Cutter No.	Profile	z	ød
108	10	7420841	1			30
142	25	7423821	2	3L	2	30
142	8-15	7420831	3		4+4	30
142	25	7423811	4	3R	2	30



#### Profile 4

Set No.	øD	Code No.	Cutters in set	B	Frame type	t	n
Set 4	142	7426841	1x2,2,3,4	40-48	1, 2	16	5,600-9,500

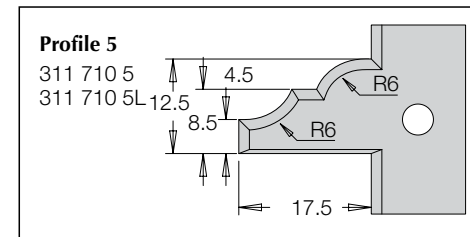
øD	B	Code No.	Cutter No.	Profile	z	ød
108	10	7420841	1			30
142	25	7424821	2	4L	2	30
142	8-15	7420831	3		4+4	30
142	25	7424811	4	4R	2	30



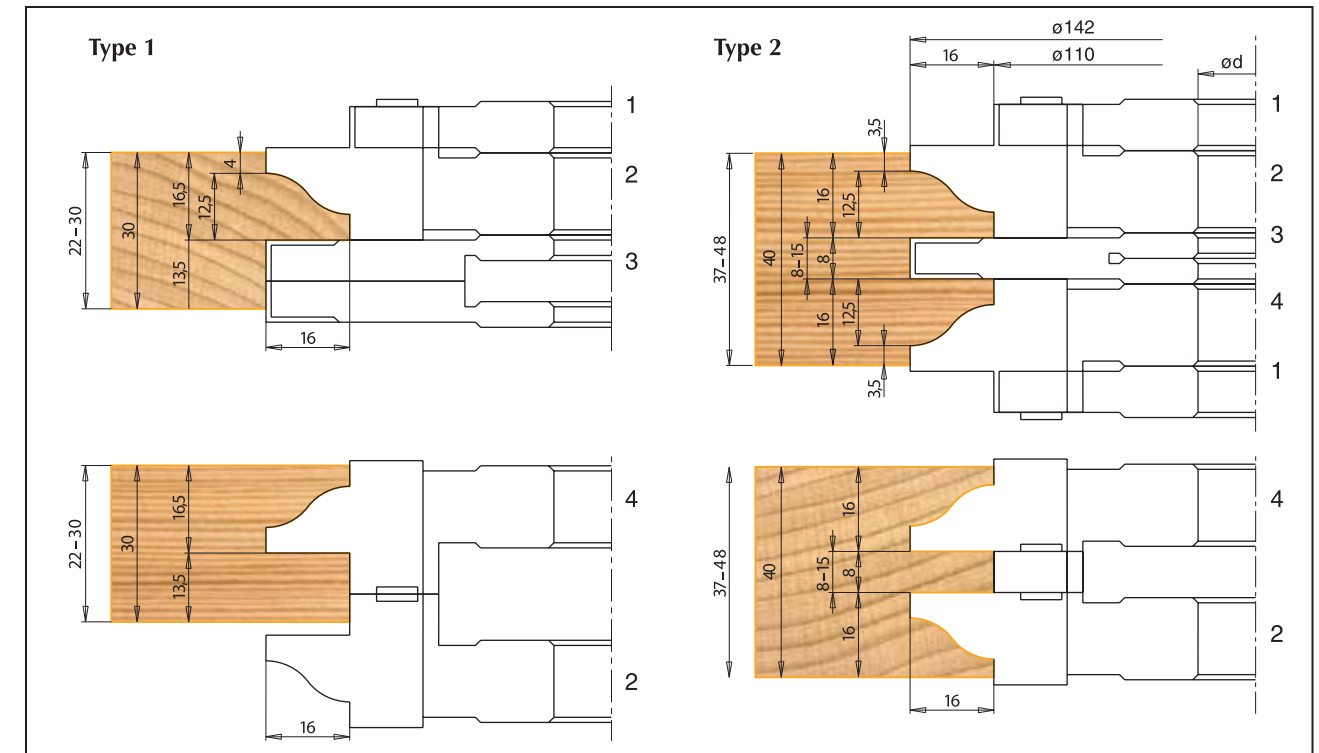
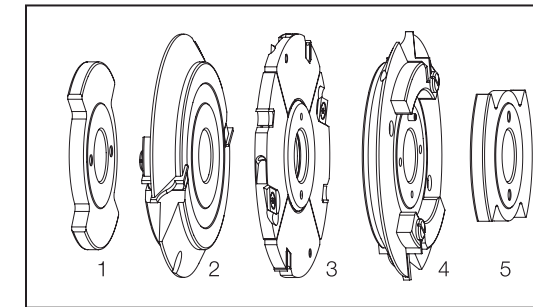
#### Profile 5

Set No.	øD	Code No.	Cutters in set	B	Frame type	t	n
Set 5	142	7426851	1x2,2,3,4	40-48	1, 2	16	5,600-9,500

øD	B	Code No.	Cutter No.	Profile	z	ød
108	10	7420841	1			30
142	25	7425821	2	5L	2	30
142	8-15	7420831	3		4+4	30
142	25	7425811	4	5R	2	30



### Counter - Profile Cutters Set



#### Spare parts:

T.C. Blade Profile 1	T.C. Blade Profile 2	T.C. Blade Profile 3	T.C. Blade Profile 4	T.C. Blade Profile 5	Wedge	Allen screw	Allen screw	Allen key
#311 710 1	#311 710 2	#311 710 3	#311 710 4	#311 710 5	#199 060 4	#193 049 5	#193 073 5	#194 003 5
25x30x2	25x30x2	25x30x2	25x30x2	25x30x2	L=22	M6x12	M4x6	S3
T.C. Blade	Wedge	Allen screw	T.C. Blade	Torx key	Allen key			
#310 751 2	#199 031 0	#193 060 0	#300 850 3	#194 107 0	#194 008 0			
7.5x12x1.5	L=6.5	M5x16	14x14x2	T25	S2.5			
T.C. Blade Profile 1	T.C. Blade Profile 2	T.C. Blade Profile 3	T.C. Blade Profile 4	T.C. Blade Profile 5	Wedge	Allen screw	Allen screw	Allen key
#311 710 1L	#311 710 2L	#311 710 3L	#311 710 4L	#311 710 5L	#199 060 4	#193 049 5	#193 073 5	#194 003 5
25x30x2	25x30x2	25x30x2	25x30x2	25x30x2	L=22	M6x12	M4x6	S3
Spacer	Space set							
#192 796 1	#192 789 1							
60x30x10								



Grooving



Rebating



Planing



Profiling



Joining



Door Frame & Panel



Multi Profile



Grooving



Rebating



Planing



Profiling



Joining



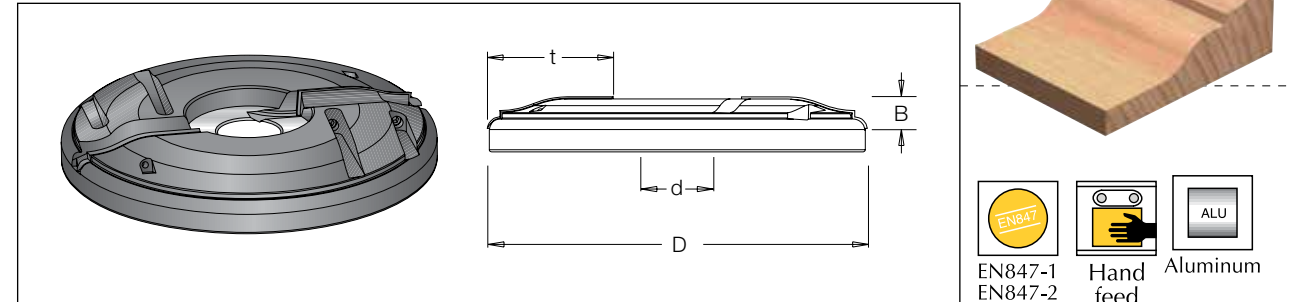
Door Frame & Panel



Multi Profile

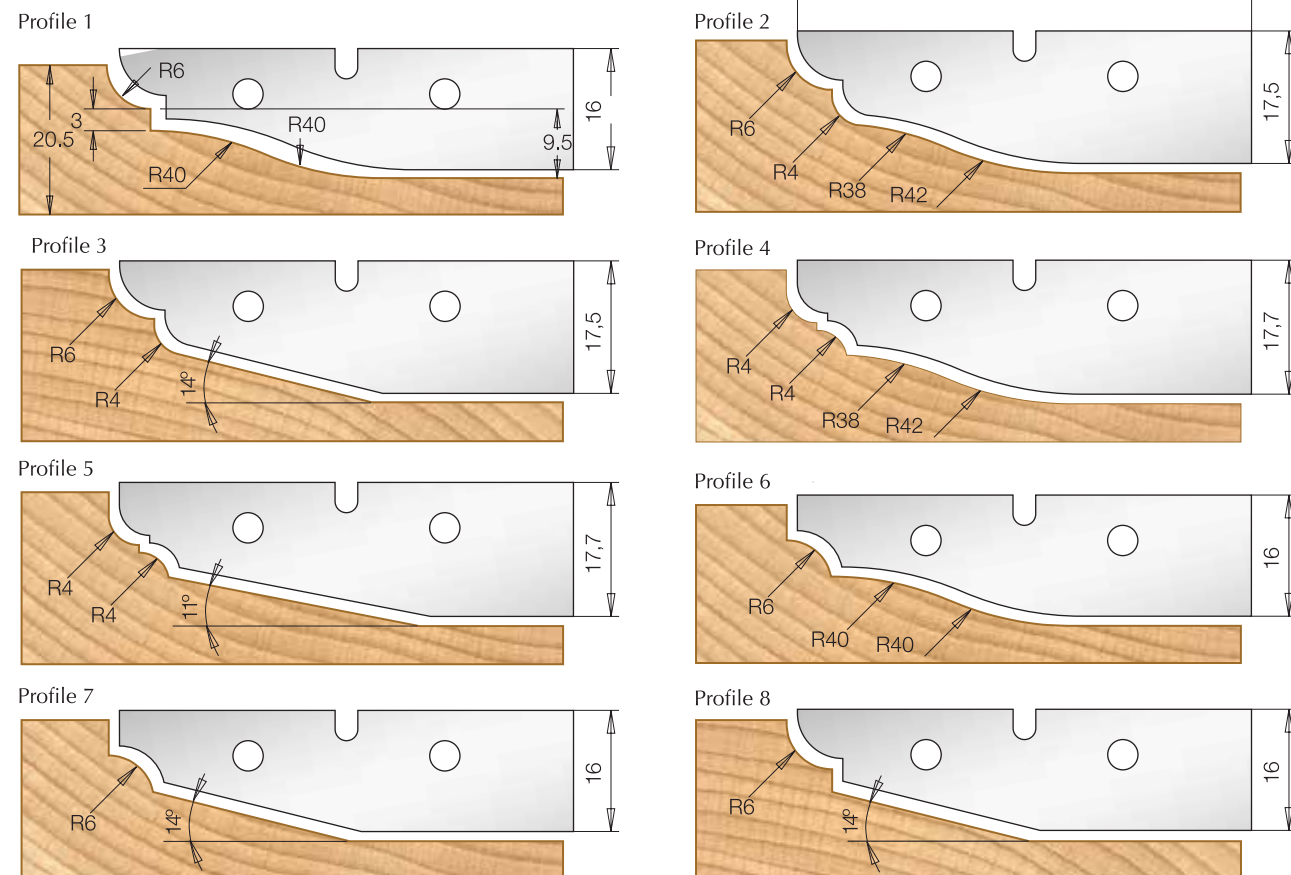
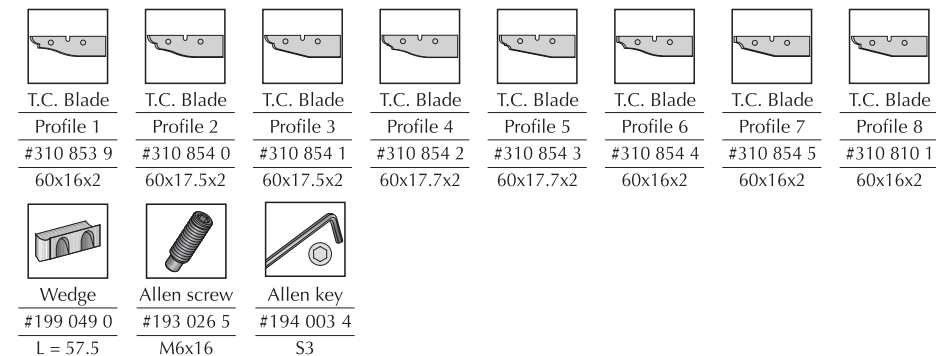
### Raised Panel Cutter

Cutterhead in hard wearing aluminium, complete with disposable tungsten carbide knives. Suitable for producing raised panel profiles in softwood, hardwood and man-made boards on a spindle moulder.



øD	B	Code No.	Z	Max.t	ød	ød Max.	n
180	25	7510081	2	57	30	40	4,500 - 7,500

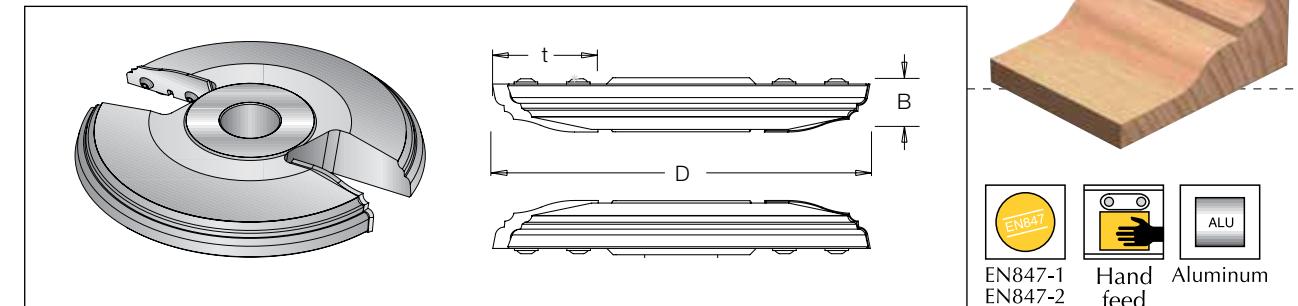
Spare parts:



scale-1:1

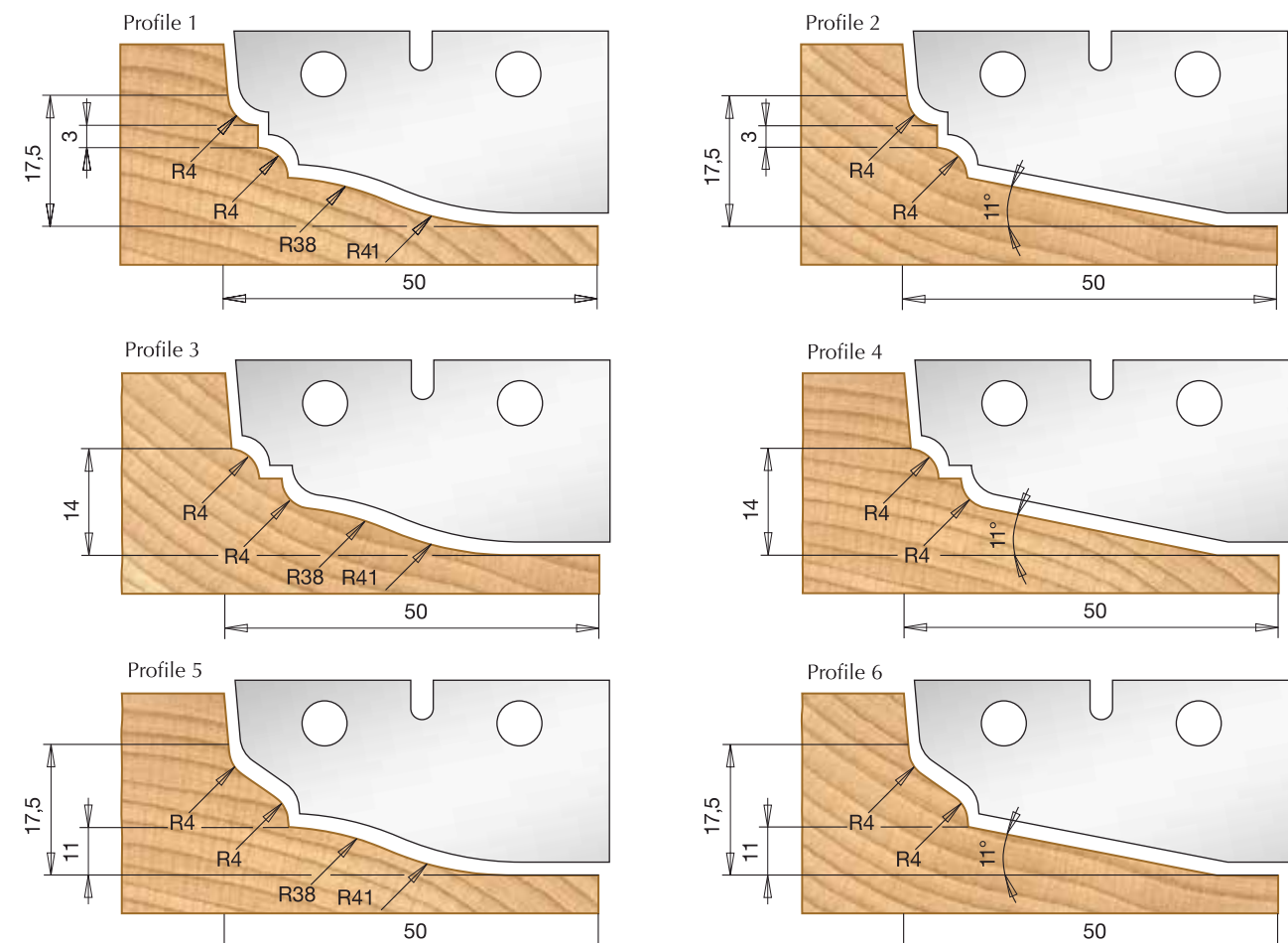
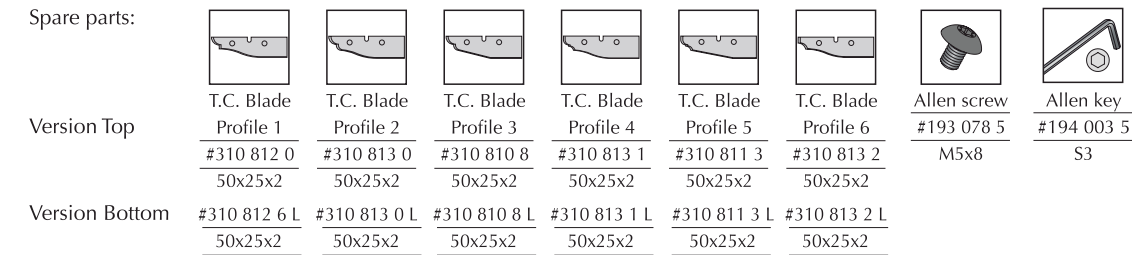
### Raised Panel Cutter

Cutterhead in hard wearing aluminium, complete with disposable tungsten carbide knives. Suitable for producing raised panel profiles in softwood, hardwood and man-made boards on a spindle moulder.

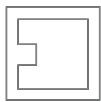


øD	B	Version	Code No.	Z	ød	Max. t	n
180	26	Top	7510401	2	30	50	4,200 - 7,000
180	26	Bottom	7510451	2	30	50	4,200 - 7,000


Spare parts:



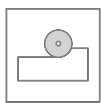
scale-1:1



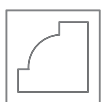
Grooving



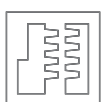
Rebating



Planing



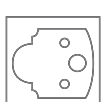
Profiling



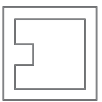
Jointing




Door Frame & Panel



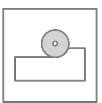
Multi Profile



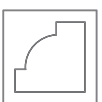
Grooving



Rebating



Planing



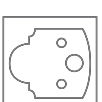
Profiling



Jointing



Door Frame & Panel



Multi Profile

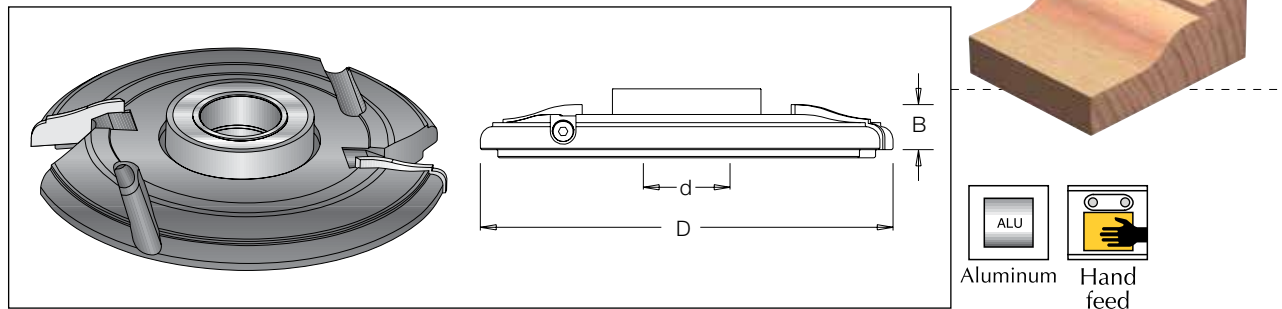


# Cutters

## Door Frame & Panel

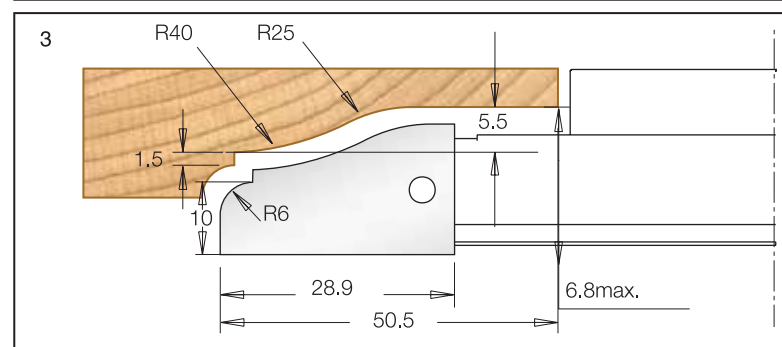
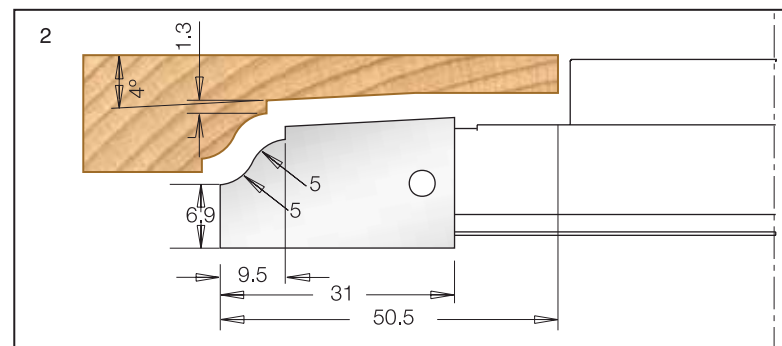
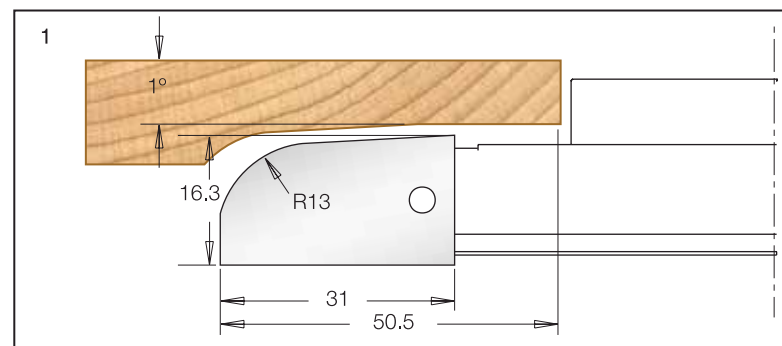
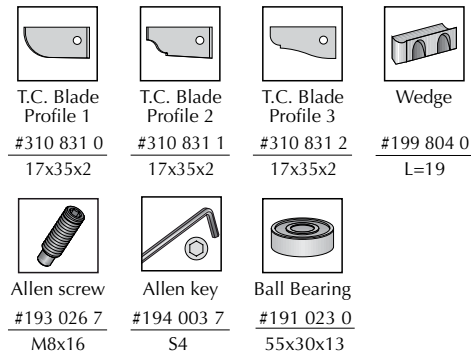
### Raised Panel Cutter

Cutterhead in hard wearing aluminium, complete with disposable tungsten carbide knives. Suitable for producing various panel profiles in softwood, hardwood and man-made boards on a spindle moulder. Same tool body accepts all three different profiles.



øD	B	Code No.	Profile	ød	n
156	17	7420271	1	30	5,000 - 9,000
	17	7420371	2	30	5,000 - 9,000
	17	7420471	3	30	5,000 - 9,000
Set	17	7420071	1+2+3	30	5,000 - 9,000

#### Spare parts:



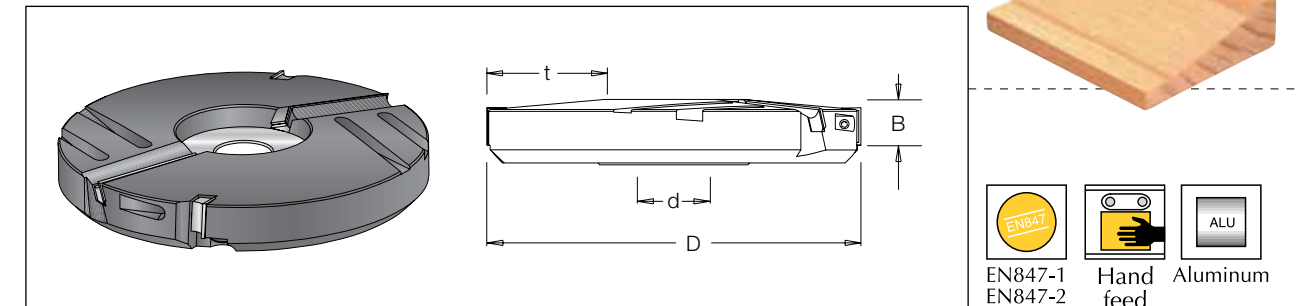
scale-1:1

# Cutters

## Door Frame & Panel

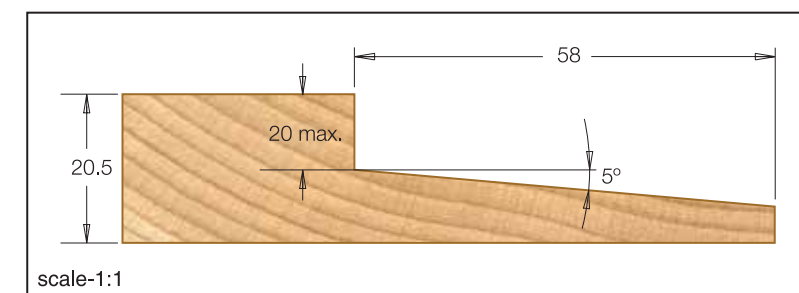
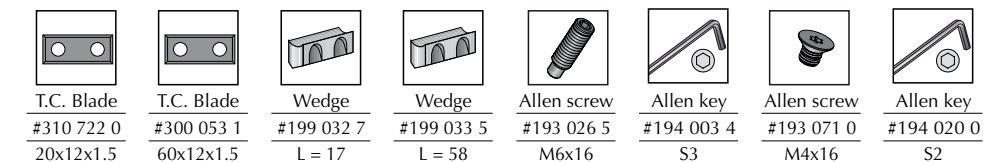
### Raised Panel Cutter

Cutterhead in hard wearing aluminium, complete with two disposable tungsten carbide knives and two scribes. Suitable for producing raised panel profiles in softwood, hardwood and man-made boards on a spindle moulder.



øD	B	Code No.	Z	ød	ød Max.	Max. t	n
200	25	7510101	2+2	30	50	58	3,800 - 6,500


#### Spare parts:



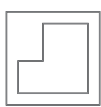
scale-1:1

Cutters

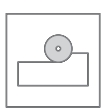
Cutters



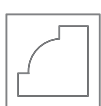
Grooving



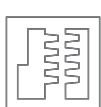
Rebating



Planing



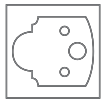
Profiling



Jointing



Door Frame & Panel



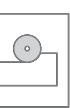
Multi Profile



Grooving



Rebating



Planing



Profiling



Jointing



Door Frame & Panel



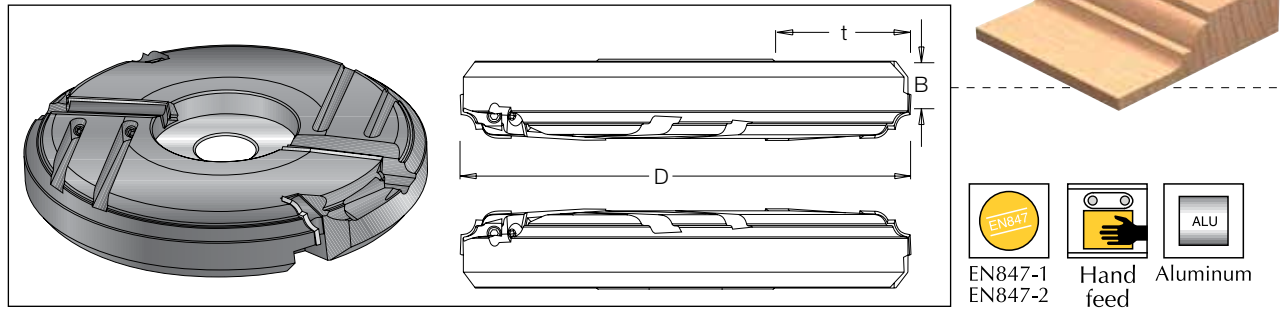
Multi Profile

# Cutters

## Door Frame & Panel

### Raised Panel Cutter

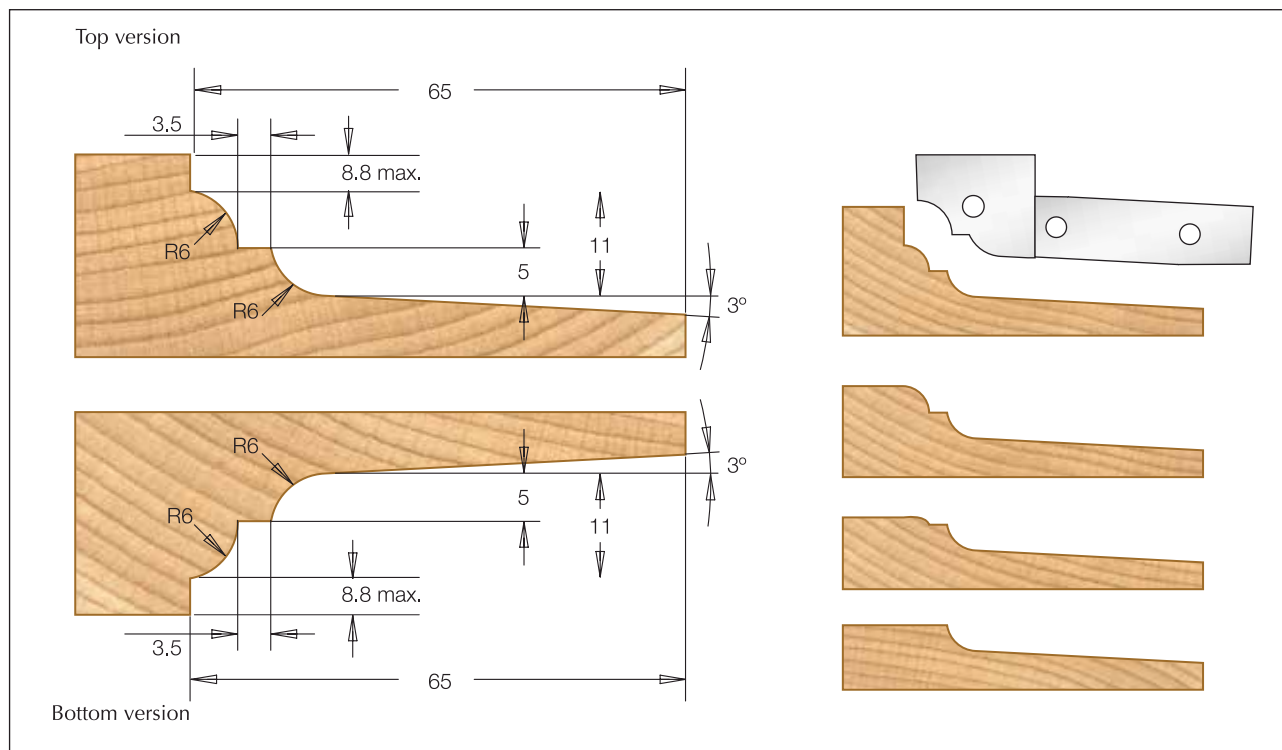
Cutterheads in hard wearing aluminium, complete with two disposable tungsten carbide knives and two scribes. Suitable for producing various raised panel profiles in softwood, hardwood and man-made boards. Raising or lowering the cutterhead on the spindle moulder produces different profiles.



øD	B	Version	Code No.	Z	ød	ød Max.	Max. t	n
200	20	Top	7510021	2+2	30	50	65	3,800 - 6,500
	20	Bottom	7510521	2+2	30	50	65	3,800 - 6,500

#### Spare parts:

	T.C. Blade	T.C. Blade	Wedge	Wedge	Allen screw	Torx screw	Allen key	Allen key
Top version	#310 851 0 20x23x2	#310 851 1 50x12x1.5	#199 039 5 L = 18	#199 040 5 L = 48	#193 026 5 M6x16	#193 072 0 M6x10	#194 020 0 S2	#194 003 4 S3
Bottom version	#310 851 0 L 20x23x2	#310 851 1 L 50x12x1.5	#199 039 6 L = 18	#199 040 6 L = 48	#193 026 5 M6x16	#193 072 0 M6x10	#194 020 0 S2	#194 003 4 S3



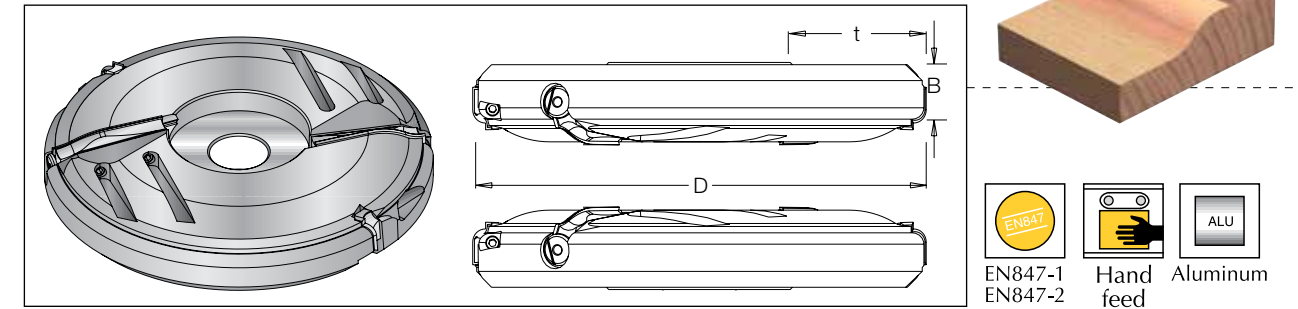
scale-1:1

# Cutters

## Door Frame & Panel

### Raised Panel Cutter

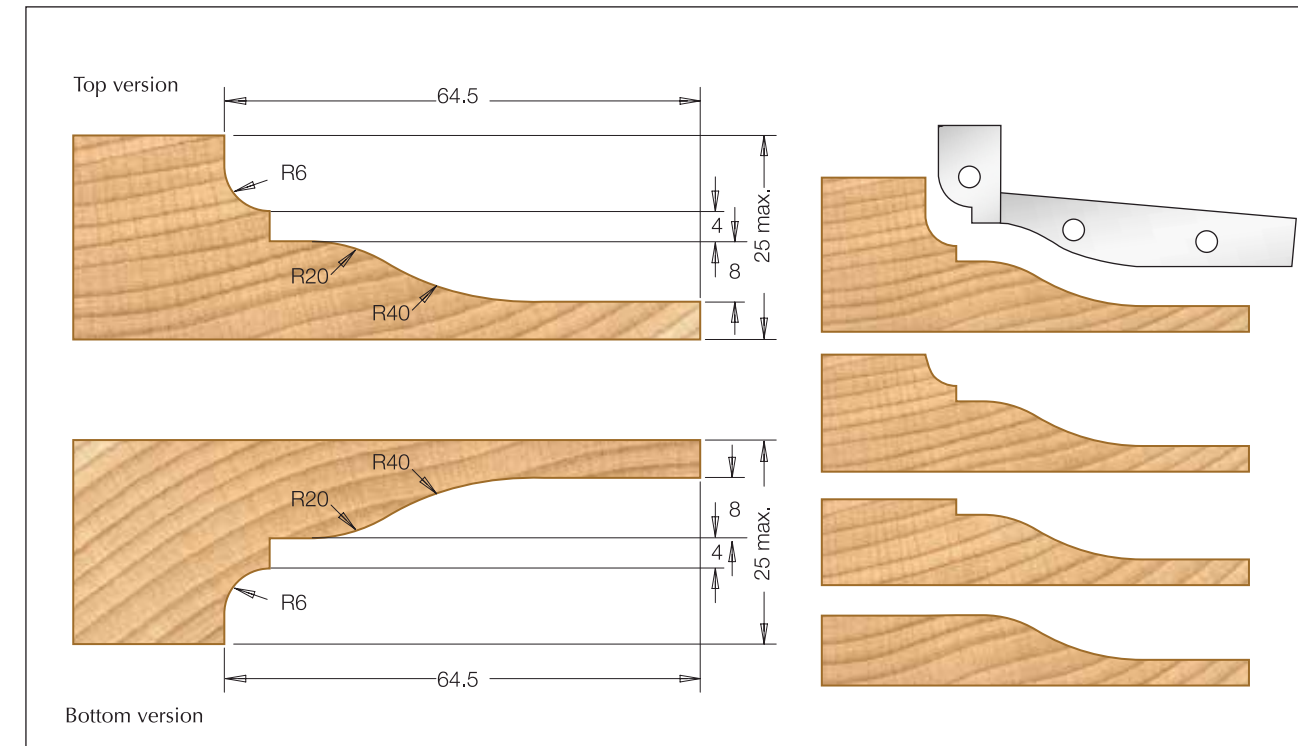
Cutterheads in hard wearing aluminium, complete with two disposable tungsten carbide knives and two scribes. Suitable for producing various raised panel profiles in softwood, hardwood and man-made boards. Raising or lowering the cutterhead on the spindle moulder produces different profiles.



øD	B	Version	Code No.	Z	ød	ød Max.	Max. t	n
200	24	Top	7510011	2+2	30	50	64.5	3,800 - 6,500
	24	Bottom	7510511	2+2	30	50	64.5	3,800 - 6,500

#### Spare parts:


	T.C. Blade	T.C. Blade	Wedge	Wedge	Allen screw	Torx screw	Allen key	Allen key
Top version	#310 850 3 19x12x2	#310 850 9 59x12x1.5	#199 024 0 L = 17	#199 037 0 L = 57	#193 026 5 M6x16	#193 072 0 M6xM4x16	#194 020 0 S2	#194 003 4 S3
Bottom version	#310 850 3 L 19x12x2	#310 850 9 L 59x12x1.5	#199 024 1 L = 17	#199 037 1 L = 57	#193 026 5 M6x16	#193 072 0 M6xM4x16	#194 020 0 S2	#194 003 4 S3




scale-1:1

Cutters

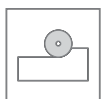
Cutters



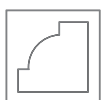
Grooving



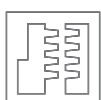
Rebating




Planing



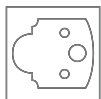
Profiling



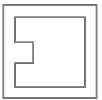
Jointing



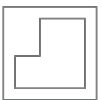
Door Frame & Panel



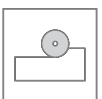
Multi Profile



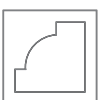
Grooving



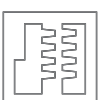
Rebating




Planing



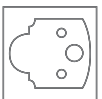
Profiling



Jointing



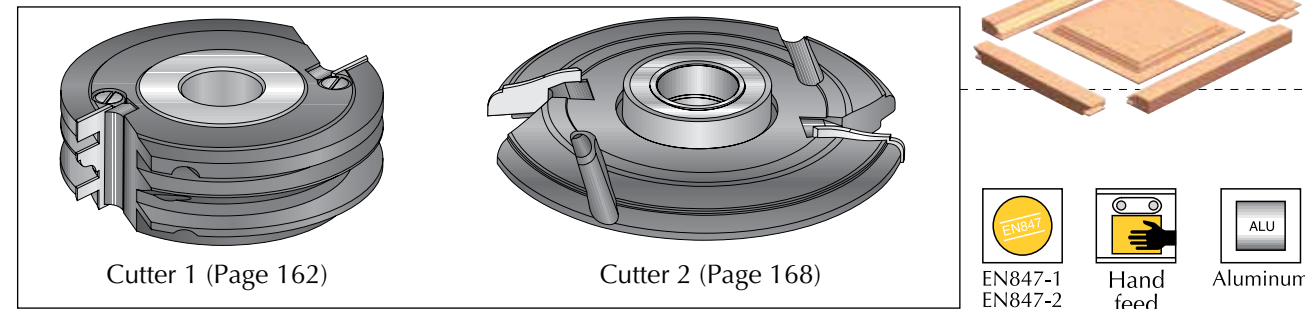
Door Frame & Panel



Multi Profile

### Isis - Combined Set for Raised Panel and Tongue & Groove

Two - piece cutterhead set for producing various rail and stile and raised panel profiles for making complete cabinet doors. Cutterheads have disposable tungsten carbide knives. Full details of separate cutterheads are shown on pages 66 and 67. Please specify profile of each cutter when ordering.

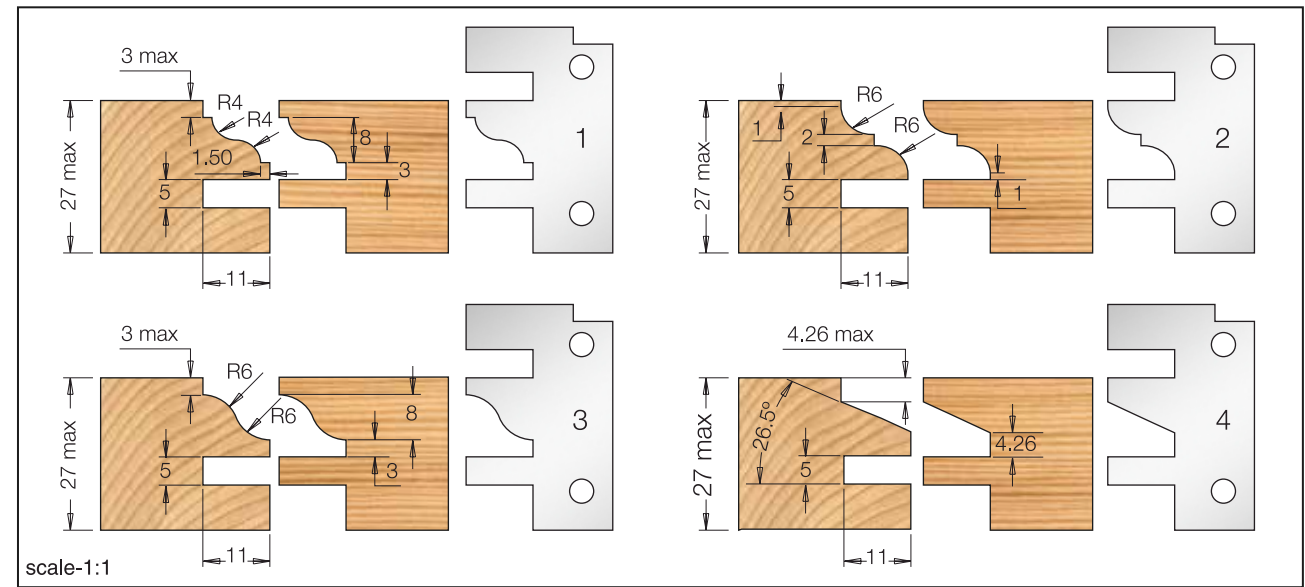


Set	Cutters include	Code No.	Profile type	d	Z
Set 1	1 & 2	7420501	By customer	30	2

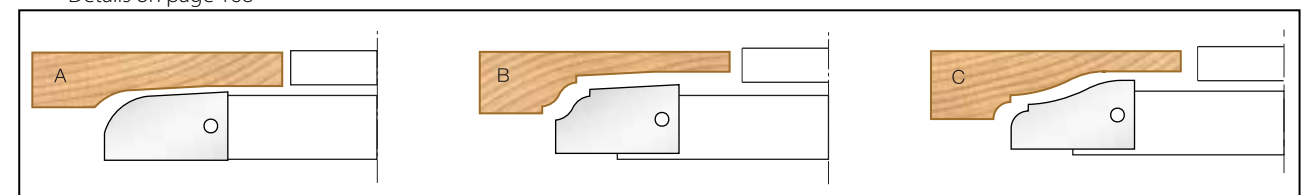
Cutter No.1	øD	Code No.	B	Profile	Teeth	ød	ød Max.	n
	120	7420311	40	1	2	30	40	8,400
	120	7420321	40	2	2	30	40	8,400
	120	7420331	40	3	2	30	40	8,400
	120	7420341	40	4	2	30	40	8,400

⚠ Spare parts:  
Details on page 162



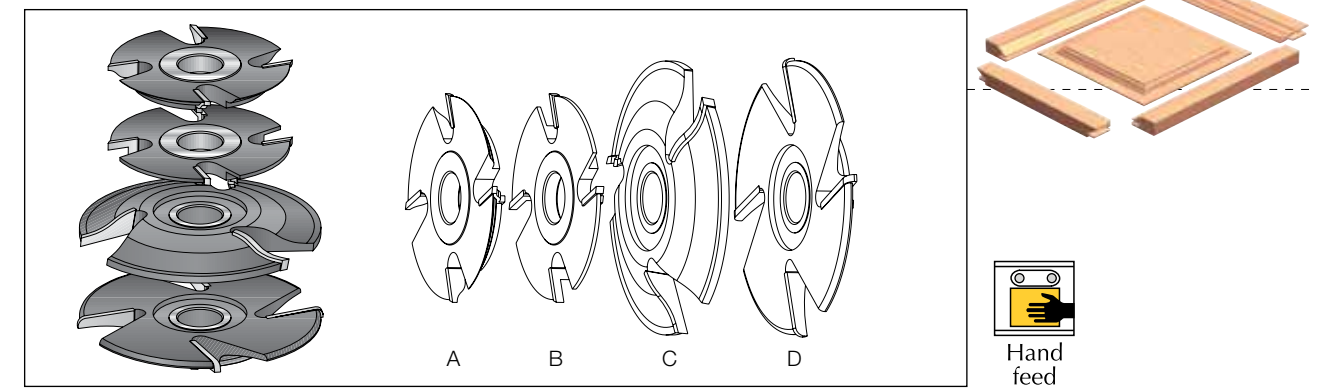
Cutter No.2	øD	Code No.	B	Profile	Teeth	ød	n
	156	7420271	17	A	2	30	9,000
	156	7420371	17	B	2	30	9,000
	156	7420471	17	C	2	30	9,000

⚠ Spare parts:  
Details on page 168



### Combined Set - for Raised Panel and Tongue & Groove

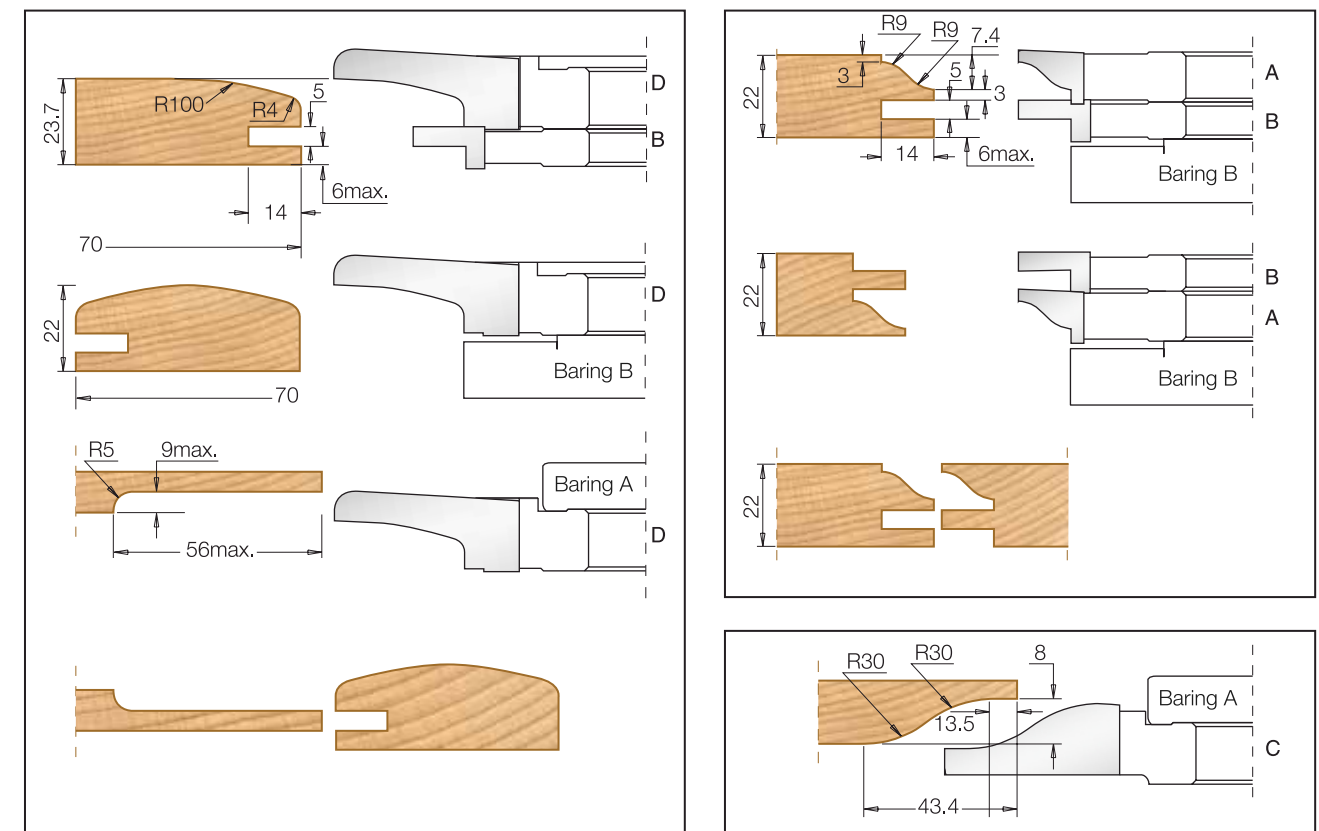
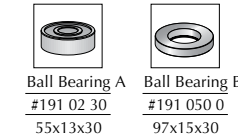
Four - piece cutterhead set for producing two types of rail and stile and two types of raised panel profile in softwood, hardwood and man-made boards. Cutterheads have three or four tungsten carbide tips. Set comes complete with necessary ball bearing guides.



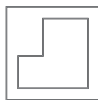
	øD	B	Code No.	Z	ød	n
Complete Set			7111461 ■		30	5200-9000
Cutter A	125	14	7111311 ■	4	30	5200-9000
Cutter B	125	11	7111321 ■	4	30	5200-9000
Cutter C	167	19	7111361 ■	3	30	5200-9000
Cutter D	167	21	7111411 ■	4	30	5200-9000

⚠ The set includes four cutters and two ball bearings that enable the production of two types of frames and two types of raised panels.

Spare parts:



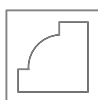
Grooving



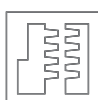
Rebating



Planing



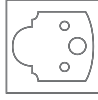
Profiling



Jointing



Door Frame & Panel



Multi Profile



Grooving



Rebating



Planing



Profiling



Jointing



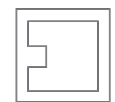
Door Frame & Panel



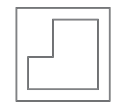
Multi Profile



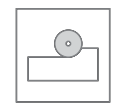
### Multi Profile System Cutter



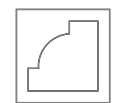
Grooving



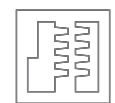
Rebating



Planing



Profiling



Jointing



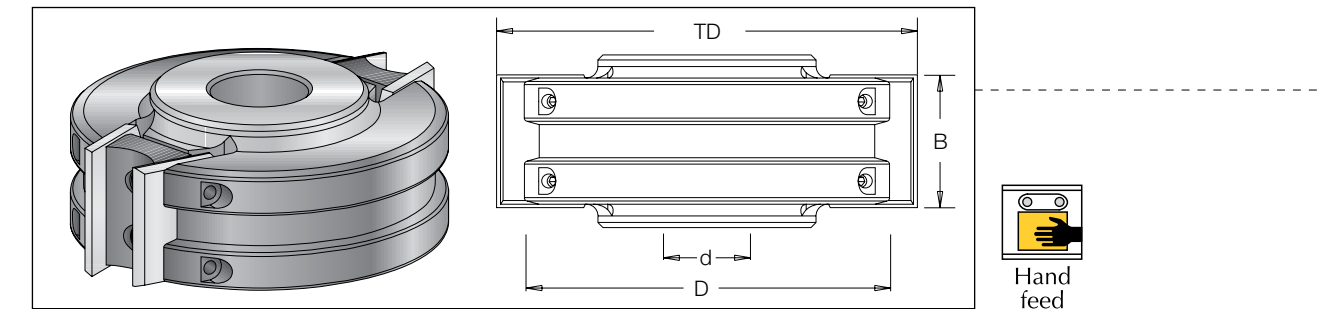
Door Frame & Panel



Multi Profile

### Multi Profile System Cutter

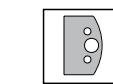
Cutterhead bodies in hard wearing aluminium or steel complete with two tool steel rebate knives and corresponding limiter plates. Suitable for jointing, rebating and profiling with 4mm thick knives and limiters in softwood and hardwood. 114mm diameter cutterhead for use with the 50 x 4mm knives and limiters on pages 188-192.



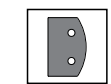
øD	øTD	B	Code No.	Z	ød	n
93	131.4	40	7760061	2	30	6,000 - 9,000
100	138.0	40	7761051*	2	30	5,000 - 8,000
114	154.4	40/50	7760081	2	30	5,000 - 8,500
120	160.4	40	7761071*	2	30	5,100 - 8,000

⚠ \* Aluminum

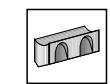
Spare parts:



Knife  
#331 914 0  
40x20x4



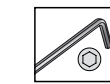
Limiter  
#341 914 0  
38x19x4



Wedge  
#199 801 0  
L = 38



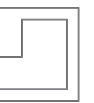
Allen screw  
#193 026 6  
M8x12



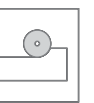
Allen key  
#194 003 6  
S4



Grooving



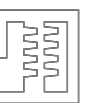
Rebating



Planing



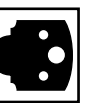
Profiling



Jointing



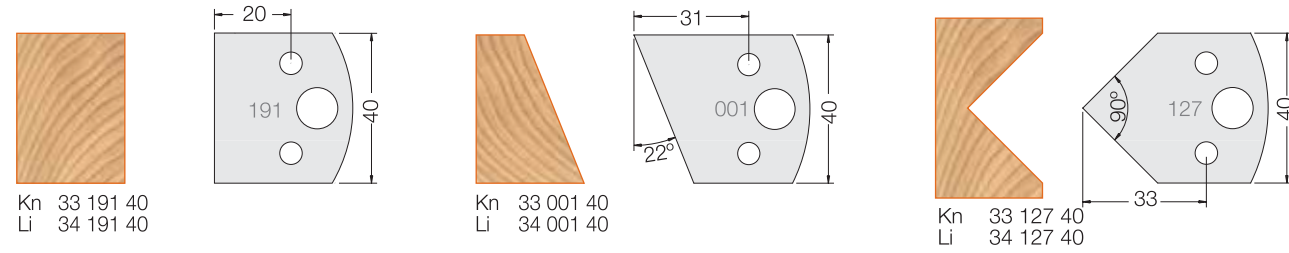
Door Frame & Panel



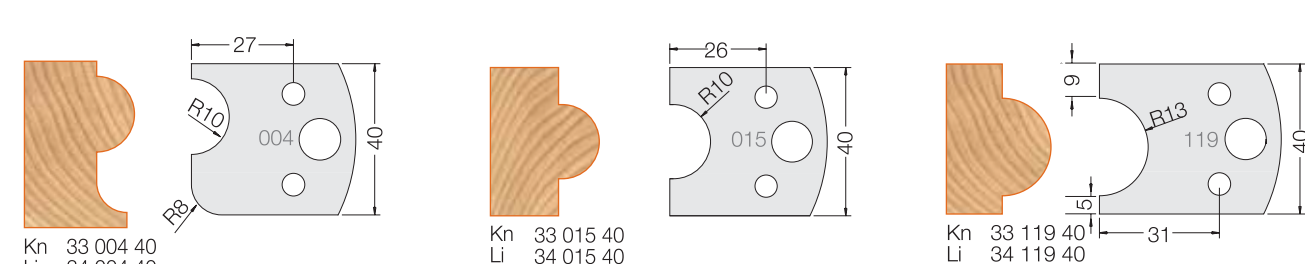
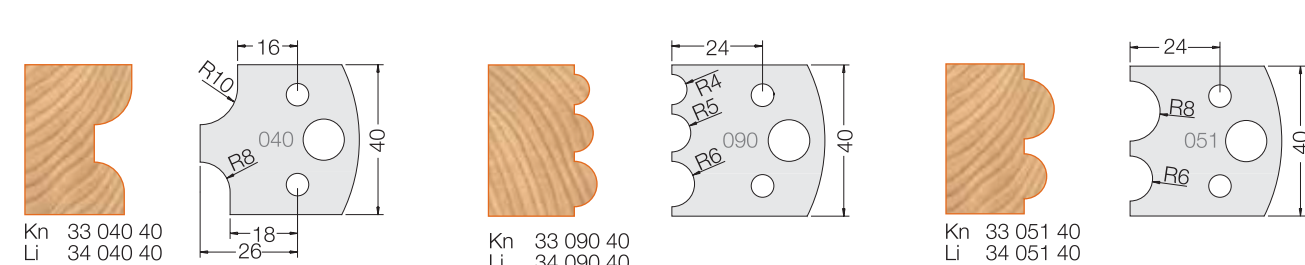
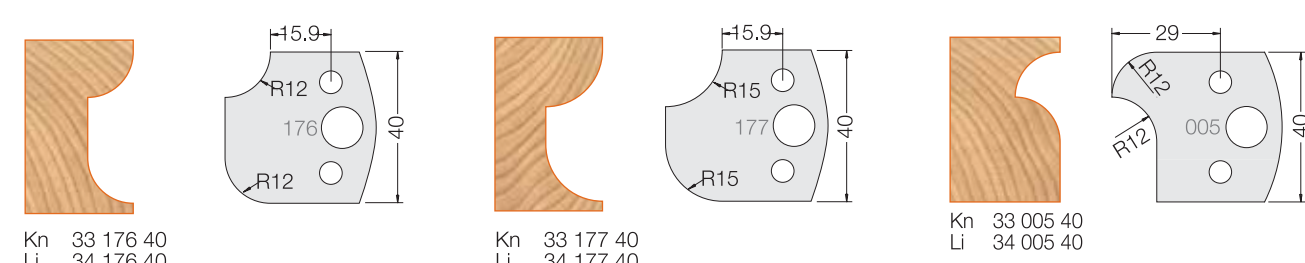
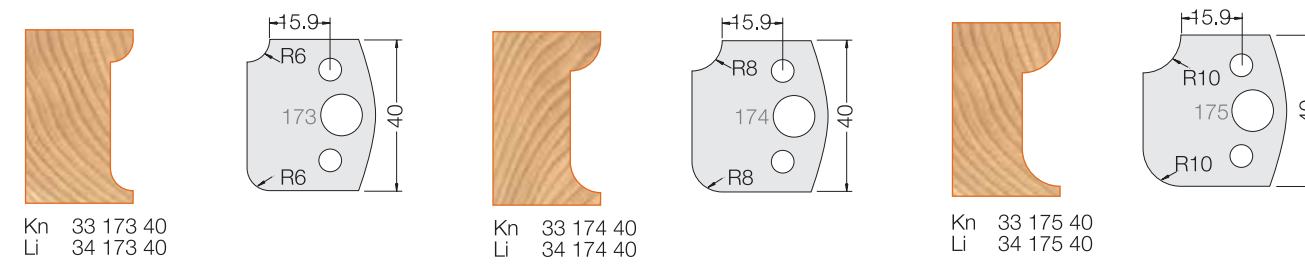
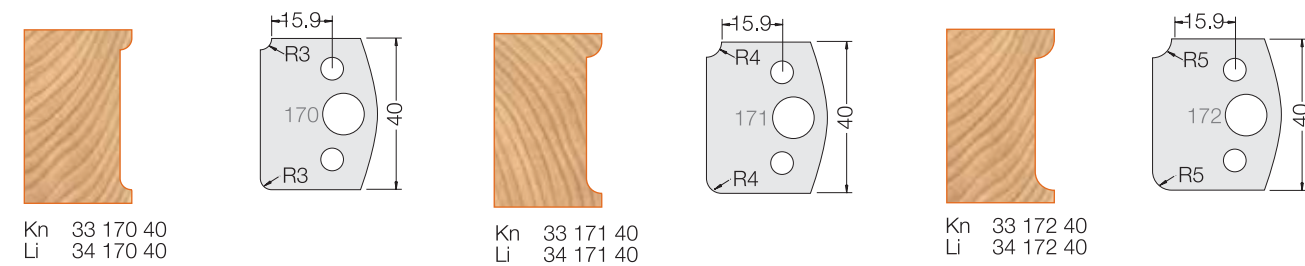
Multi Profile

### Multi Profile System 40 mm

#### Straight Profiles

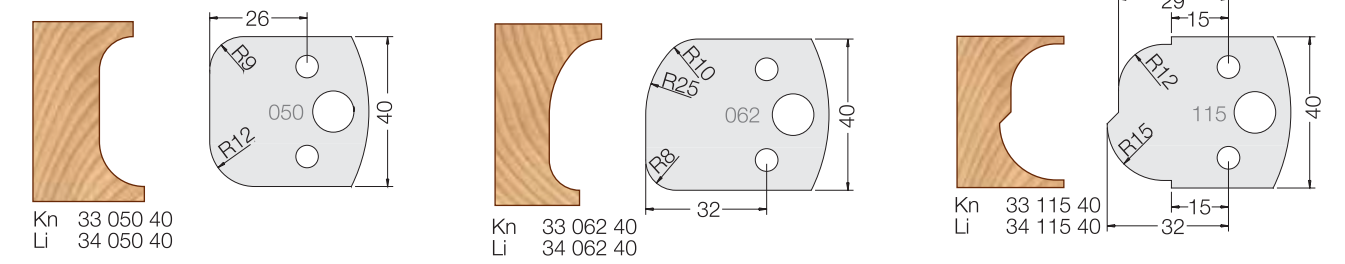
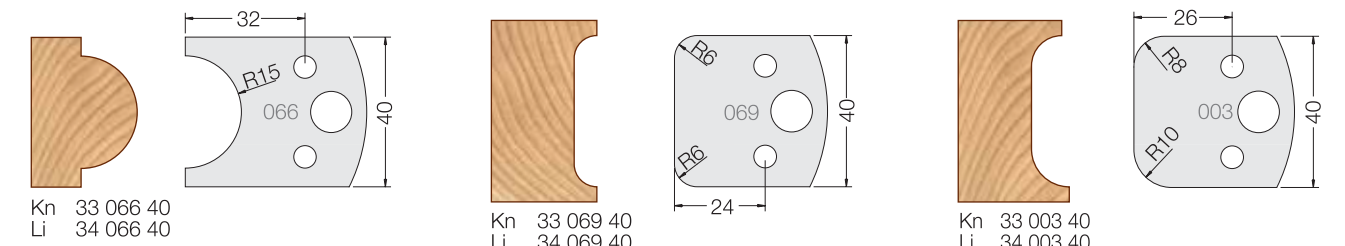


#### Corner Round & Core Profiles

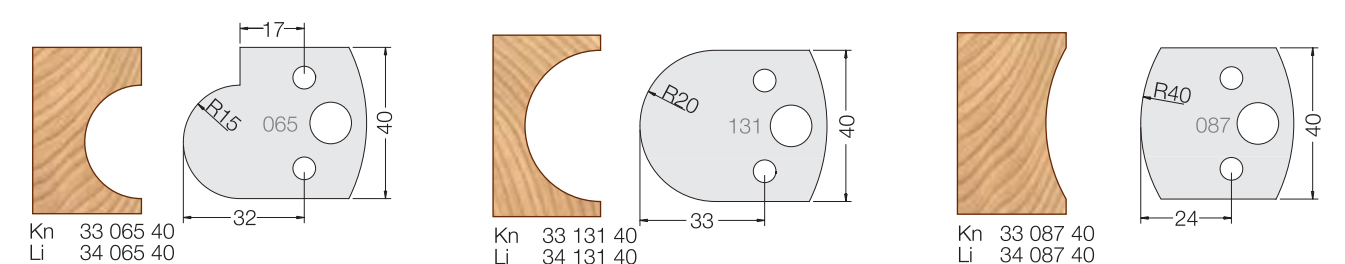
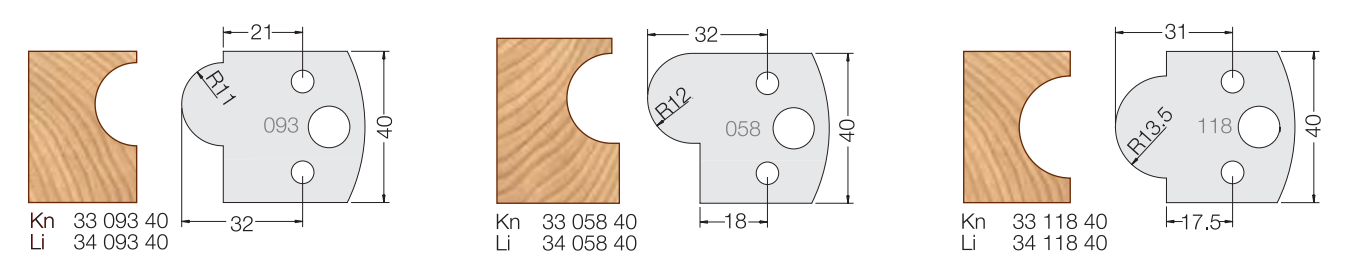
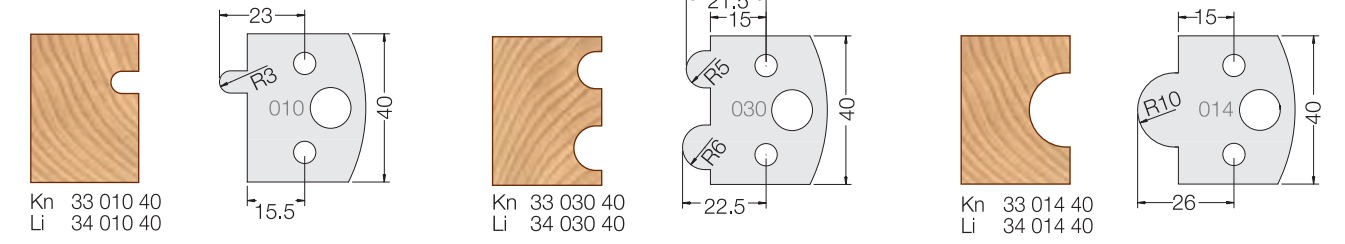


### Multi Profile System 40 mm

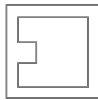
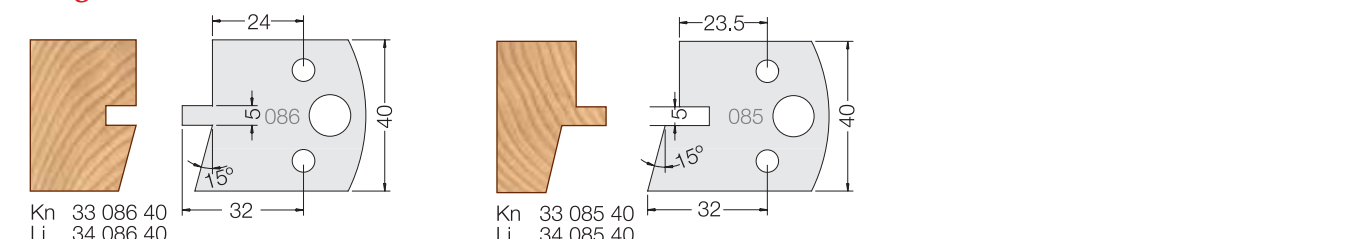
#### Corner Round & Core Profiles



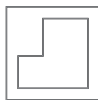
#### Convex Profiles



#### Tongue & Groove Profiles



Grooving



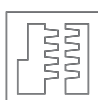
Rebating



Planing




Profiling



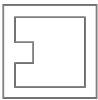
Joining




Door Frame & Panel



Multi Profile



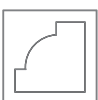
Grooving



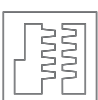
Rebating



Planing



Profiling



Joining



Door Frame & Panel



Multi Profile



# Cutters

## Multi Profile

### Multi Profile System 40 mm

#### Tongue & Groove Profiles

Kn 33 084 40  
Li 34 084 40

Kn 33 083 40  
Li 34 083 40

Kn 33 035 40  
Li 34 035 40

Kn 33 071 40  
Li 34 071 40

Kn 33 072 40  
Li 34 072 40

Kn 33 034 40  
Li 34 034 40

Kn 33 113 40  
Li 34 113 40

Kn 33 114 40  
Li 34 114 40

Kn 33 017 40  
Li 34 017 40

Kn 33 095 40  
Li 34 095 40

Kn 33 092 40  
Li 34 092 40

Kn 33 016 40  
Li 34 016 40

Kn 33 094 40  
Li 34 094 40

Kn 33 091 40  
Li 34 091 40

Kn 33 097 40  
Li 34 097 40

Kn 33 096 40  
Li 34 096 40

Kn 33 124 40  
Li 34 124 40

# Cutters

## Multi Profile

### Multi Profile System 40 mm

#### Door Making Profiles

Kn 33 098 40  
Li 34 098 40

Kn 33 099 40  
Li 34 099 40

Kn 33 134 40  
Li 34 134 40

Kn 33 100 40  
Li 34 100 40

Kn 33 079 40  
Li 34 079 40

Kn 33 055 40  
Li 34 055 40

Kn 33 089 40  
Li 34 089 40

Kn 33 074 40  
Li 34 074 40

Kn 33 075 40  
Li 34 075 40

Kn 33 076 40  
Li 34 076 40

Kn 33 077 40  
Li 34 077 40

Kn 33 075 40  
Li 34 075 40

Kn 33 076 40  
Li 34 076 40

Kn 33 117 40  
Li 34 117 40

Kn 33 027 40  
Li 34 027 40

Kn 33 028 40  
Li 34 028 40

Cutters

Cutters

- Grooving
- Rebating
- Planing
- Profiling
- Jointing
- Door Frame & Panel
- Multi Profile

- Grooving
- Rebating
- Planing
- Profiling
- Jointing
- Door Frame & Panel
- Multi Profile

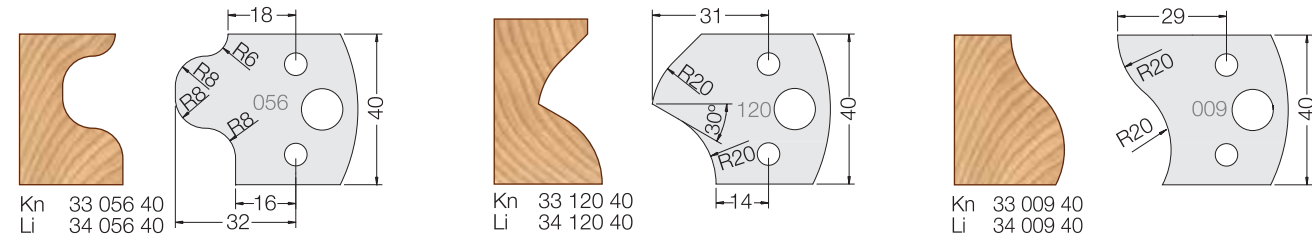


# Cutters

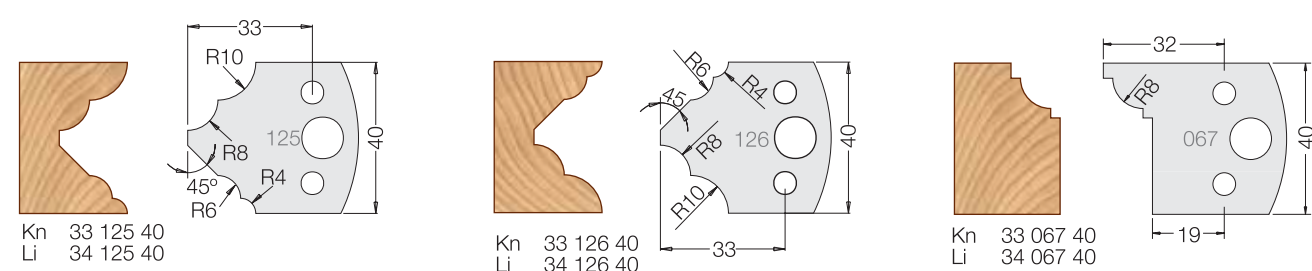
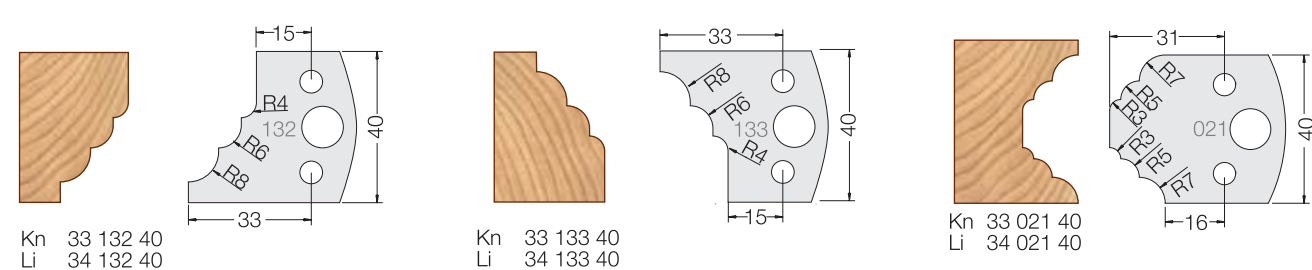
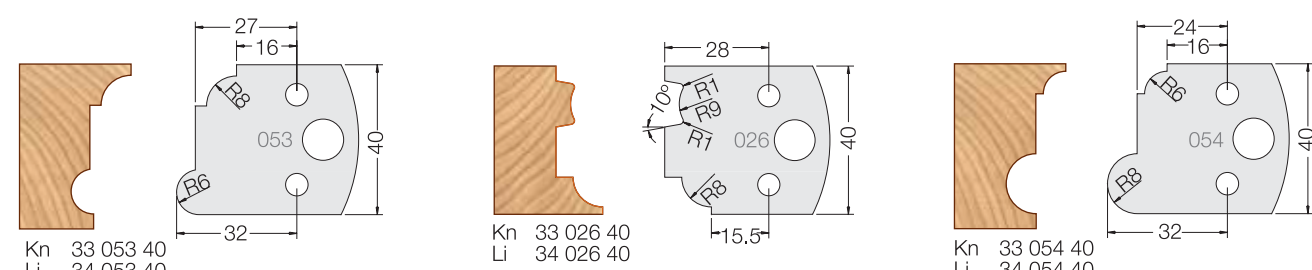
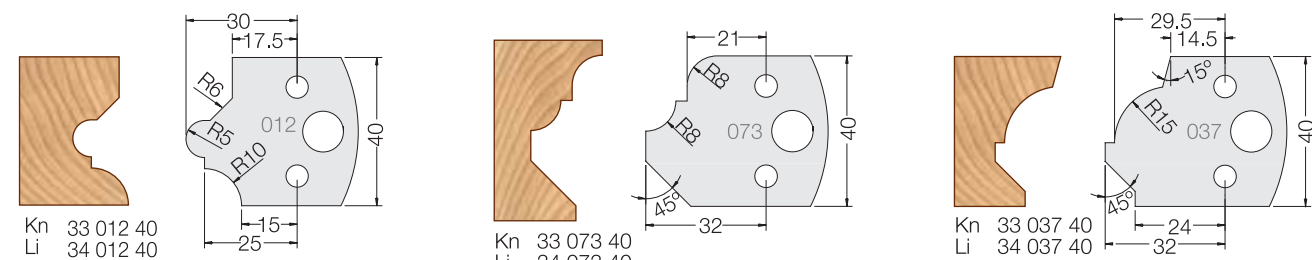
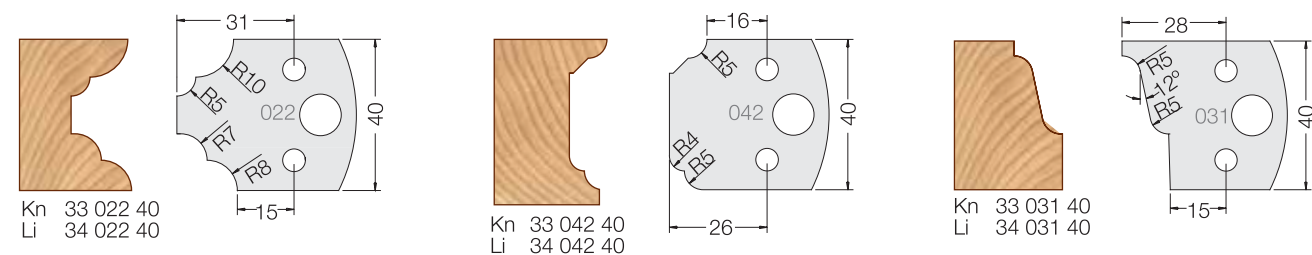
Multi Profile

## Multi Profile System 40 mm

### Hand & Finger Grip Profiles



### Classical Bead & Cove Profiles

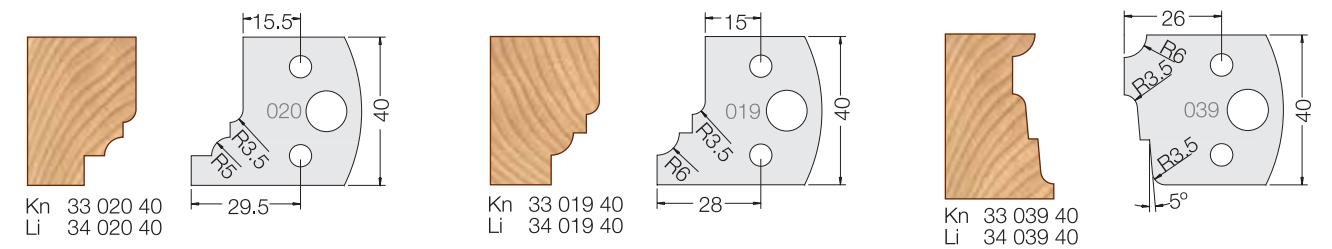


# Cutters

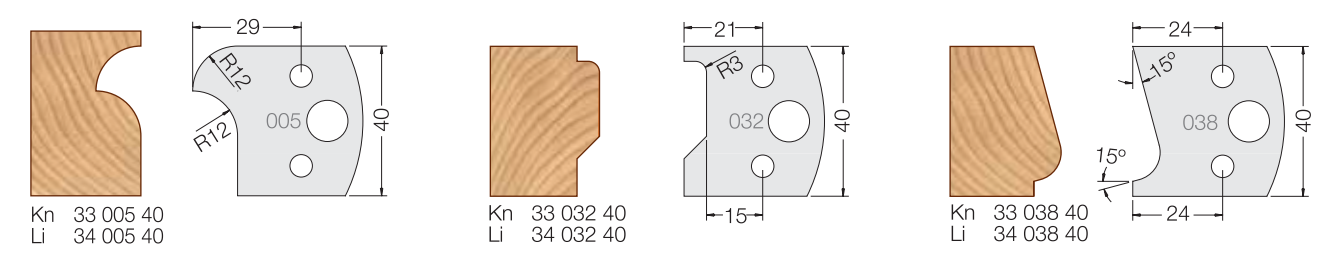
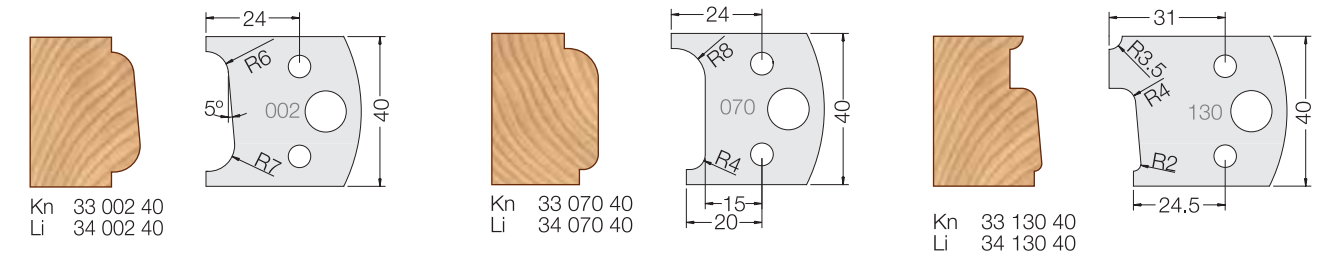
Multi Profile

## Multi Profile System 40 mm

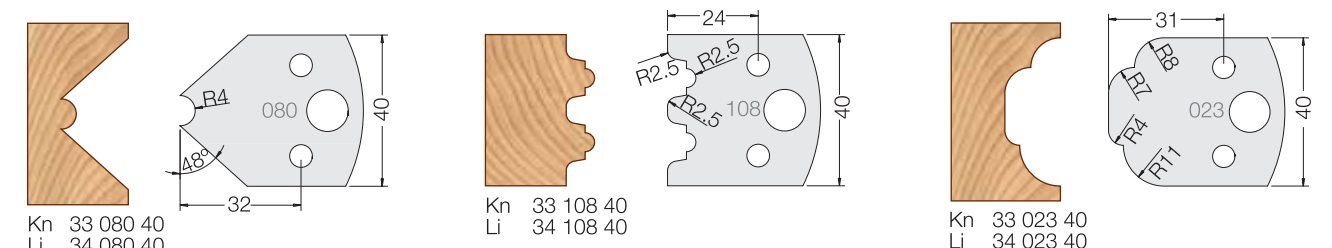
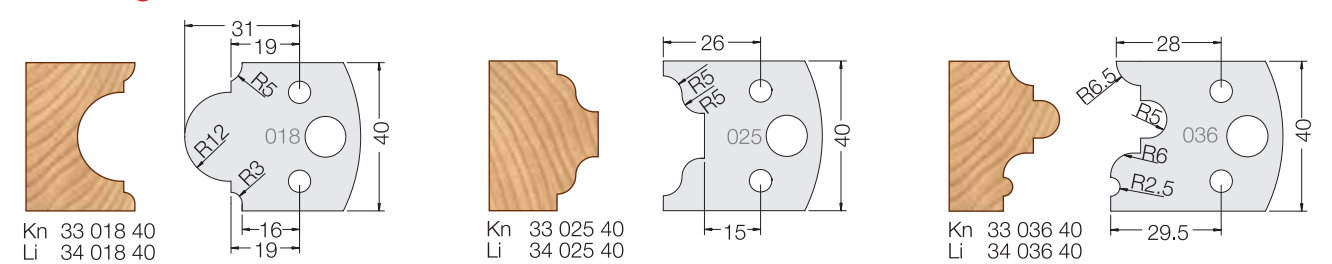
### Classical Bead & Cove Profiles



### Table Edge Profiles



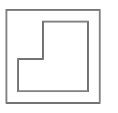
### Shelf Edge Profiles



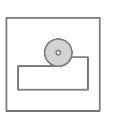
Cutters



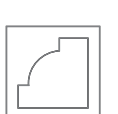
Grooving



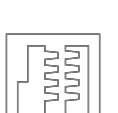
Rebating



Planing




Profiling



Joining



Door Frame & Panel

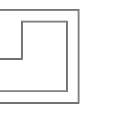


Multi Profile

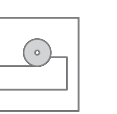
Cutters



Grooving



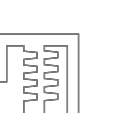
Rebating



Planing



Profiling



Joining



Door Frame & Panel



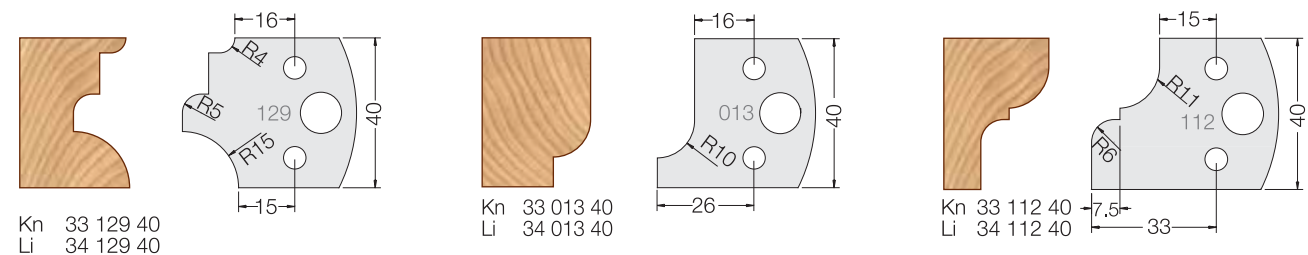
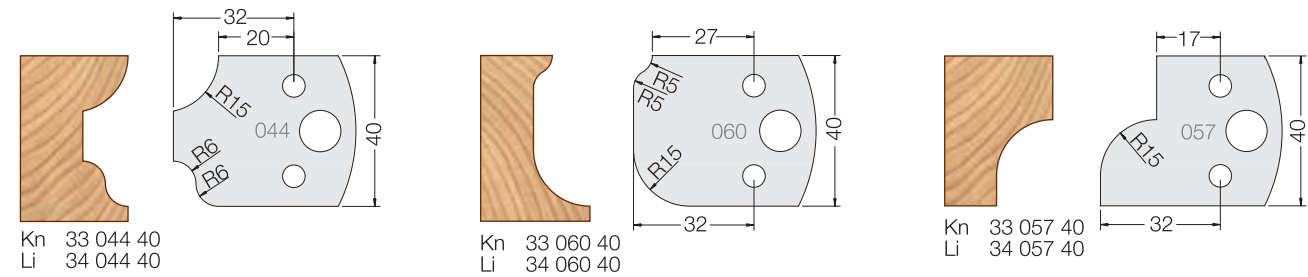
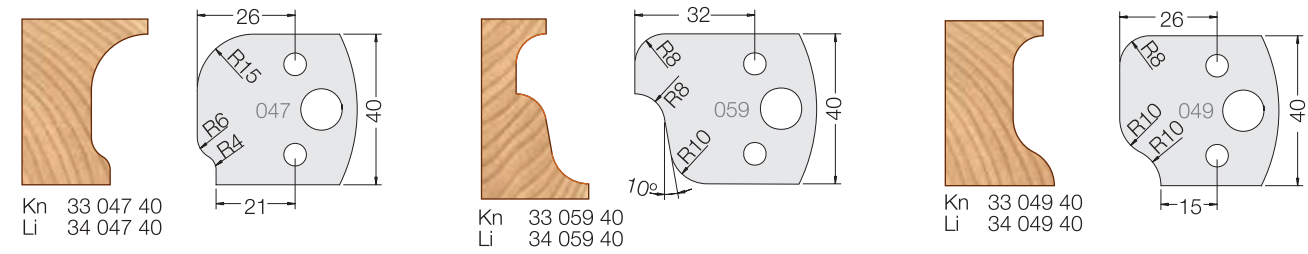
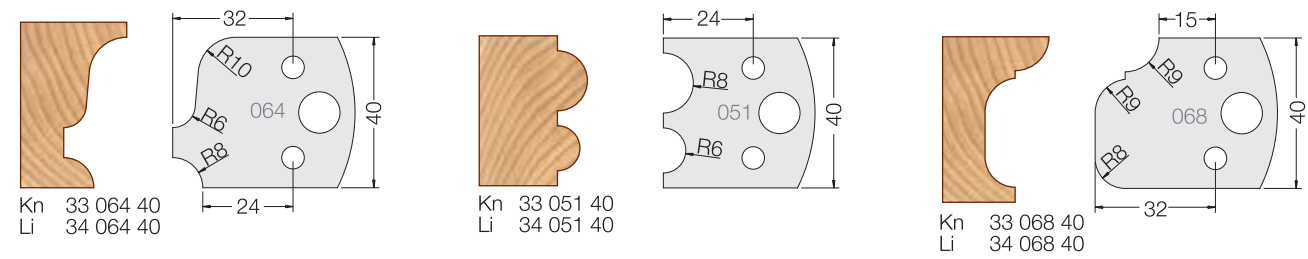
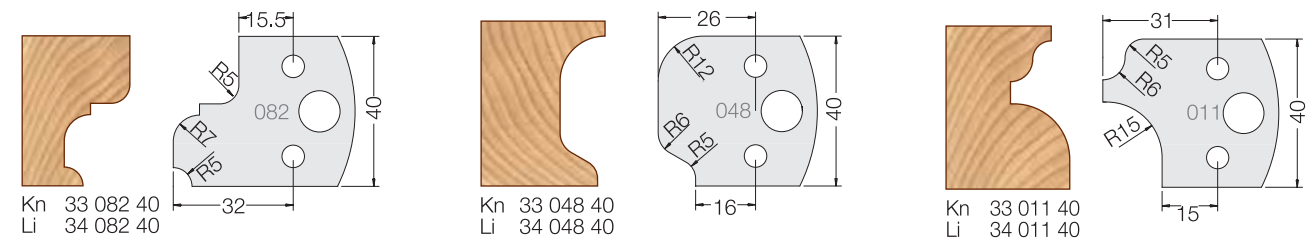
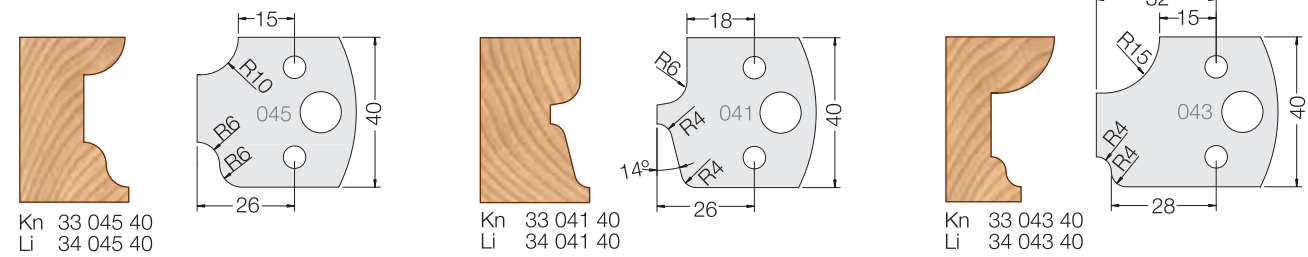
Multi Profile

# Cutters

## Multi Profile

### Multi Profile System 40 mm

#### Ogee Profiles

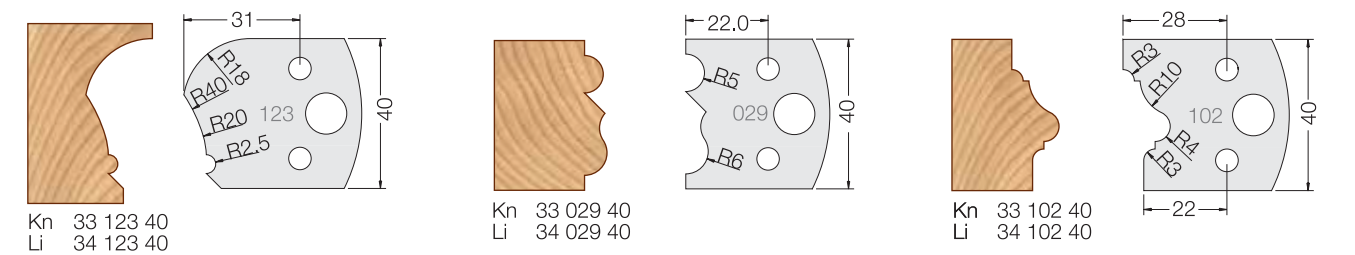
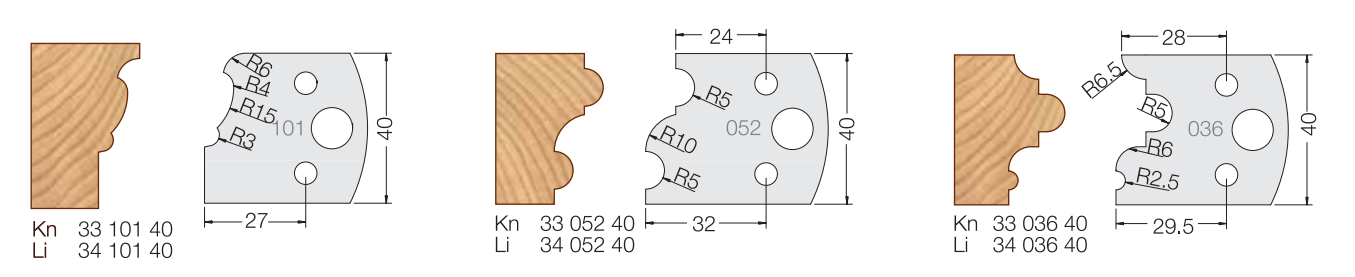
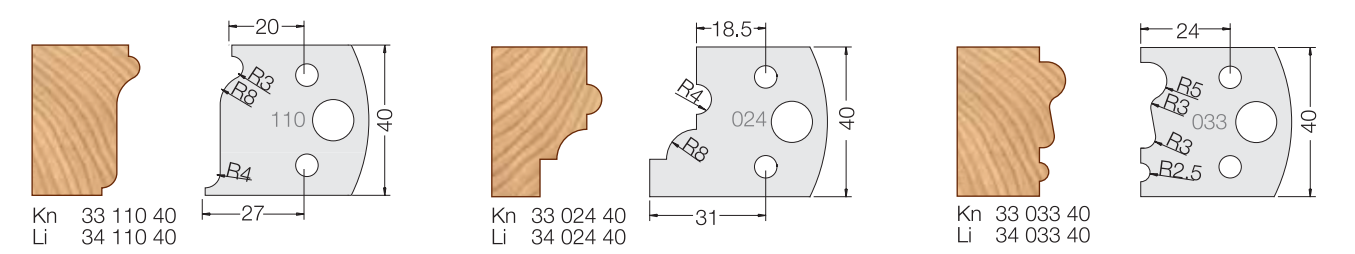
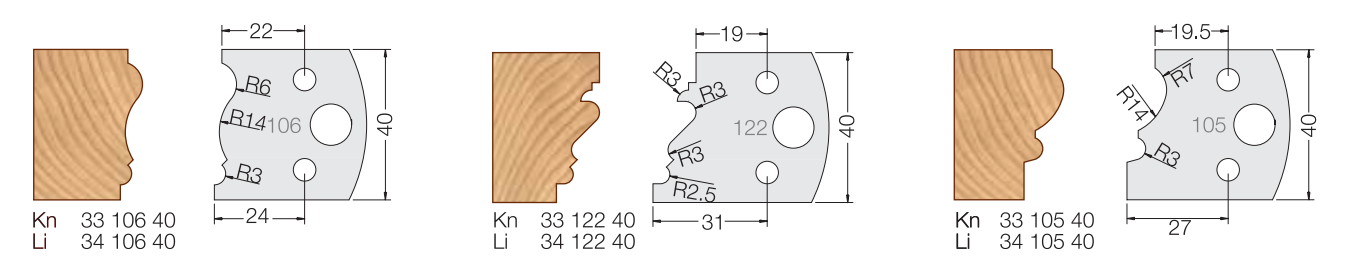
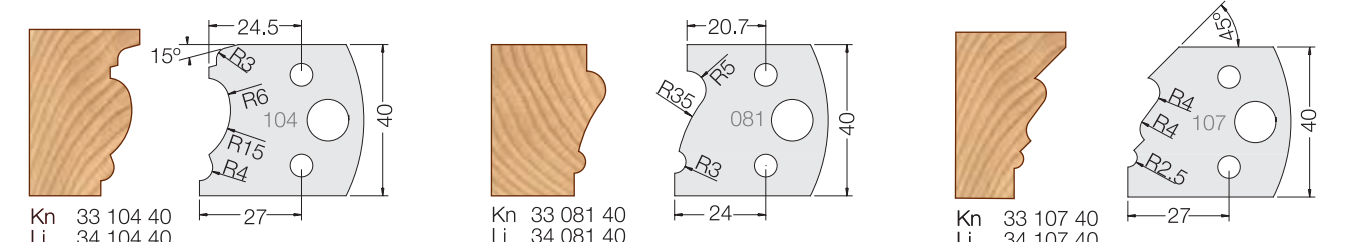
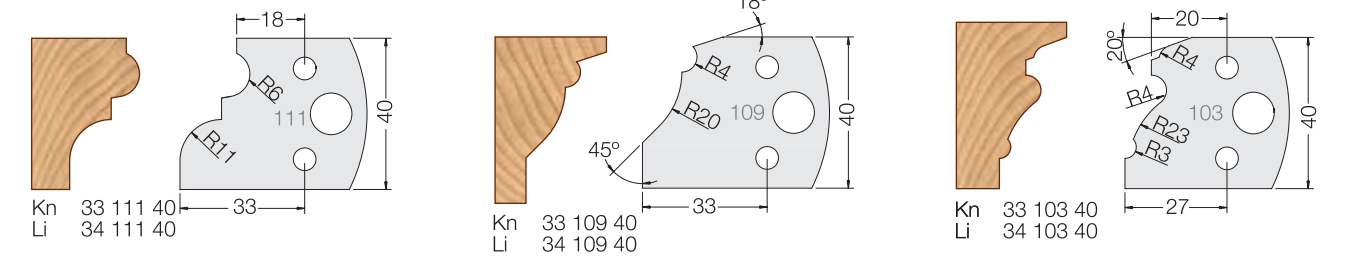


# Cutters

## Multi Profile


### Multi Profile System 40 mm

#### Crown Moulding Profiles




Cutters

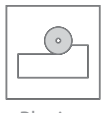
Cutters



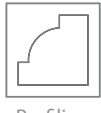
Grooving



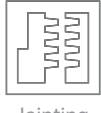
Rebating



Planing



Profiling



Jointing



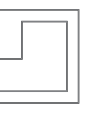
Door Frame & Panel



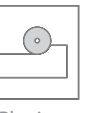
Multi Profile



Grooving



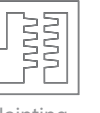
Rebating



Planing



Profiling



Jointing



Door Frame & Panel



Multi Profile

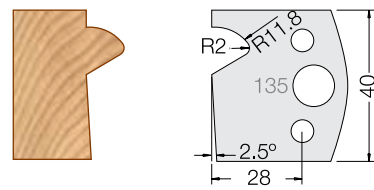


# Cutters

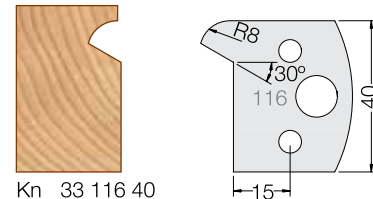
Multi Profile

## Multi Profile System 40 mm

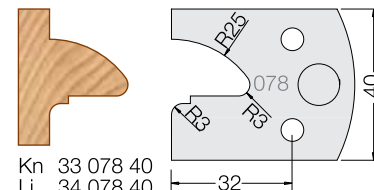
### Free Style Profiles



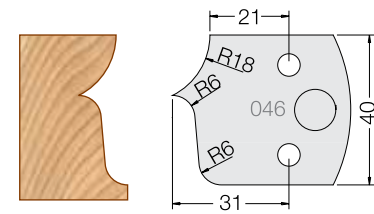
Kn 33 135 40  
Li 34 135 40



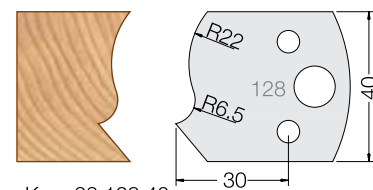
Kn 33 116 40  
Li 34 116 40



Kn 33 078 40  
Li 34 078 40



Kn 33 046 40  
Li 34 046 40



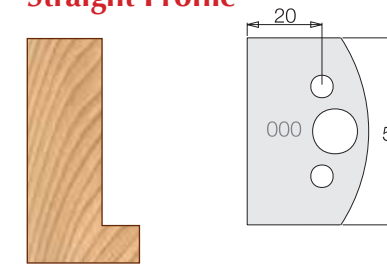
Kn 33 128 40  
Li 34 128 40

# Cutters

Multi Profile

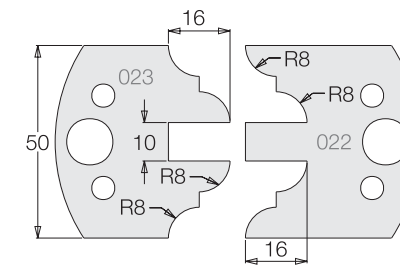
## Multi Profile System 50 mm

### Straight Profile

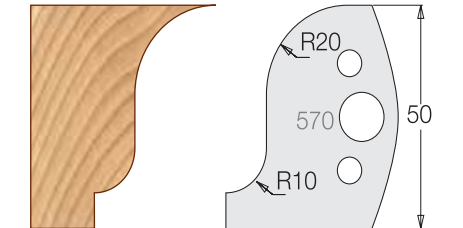


Kn 33 000 50  
Li 34 000 50

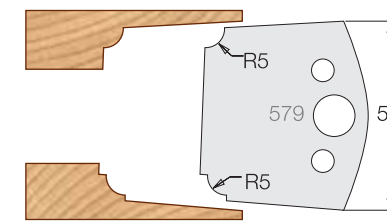
### Door Making Profiles



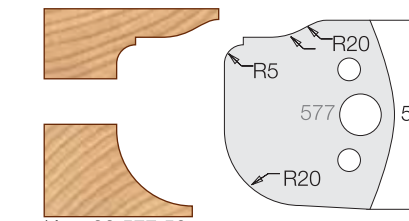
Kn 33 023 50  
Li 34 023 50  
Kn 33 022 50  
Li 34 022 50



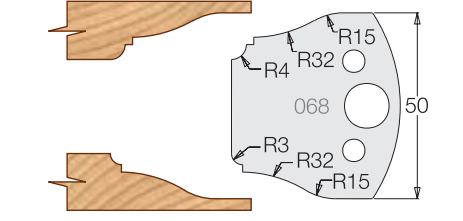
Kn 33 570 50  
Li 34 570 50



Kn 33 579 50  
Li 34 579 50

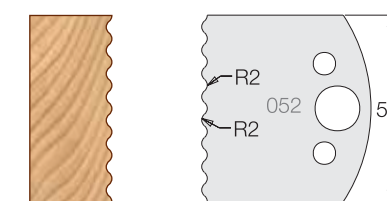


Kn 33 577 50  
Li 34 577 50

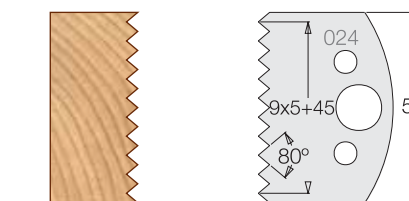


Kn 33 068 50  
Li 34 068 50

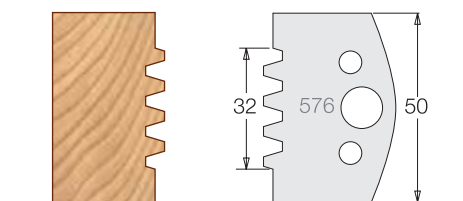
### Glue Joint Profiles



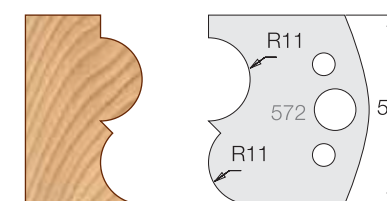
Kn 33 052 50  
Li 34 052 50



Kn 33 024 50  
Li 34 024 50



Kn 33 576 50  
Li 34 576 50



Kn 33 572 50  
Li 34 572 50

Cutters



Grooving



Rebating



Planing



Profiling



Jointing



Door Frame & Panel



Multi Profile

Cutters



Grooving



Rebating



Planing



Profiling



Jointing



Door Frame & Panel



Multi Profile


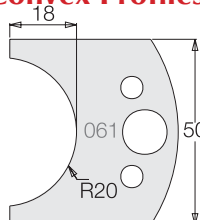

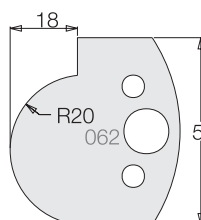

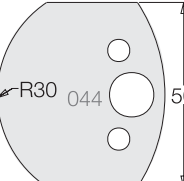

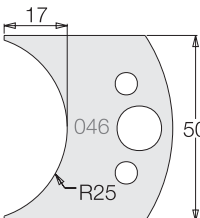

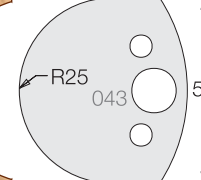

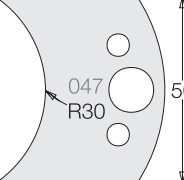

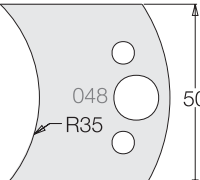

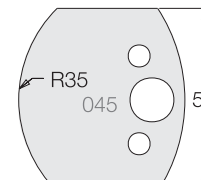

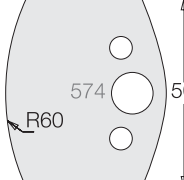

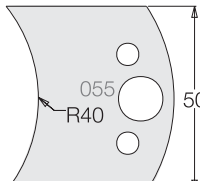

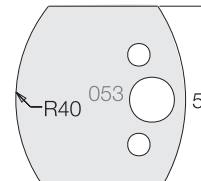

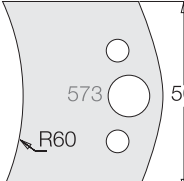

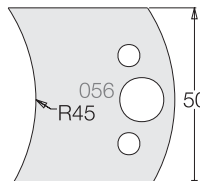
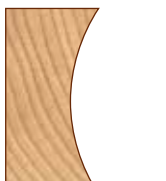
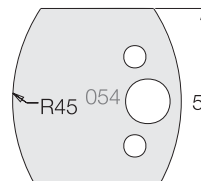

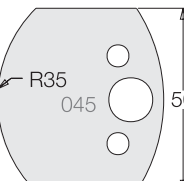


# Cutters

Multi Profile

## Multi Profile System 50 mm

### Concave & Convex Profiles


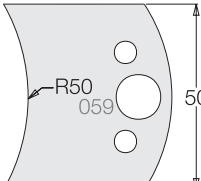
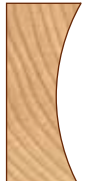
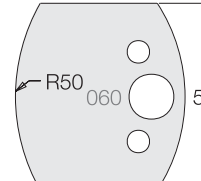

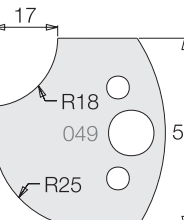

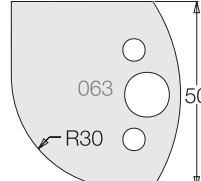

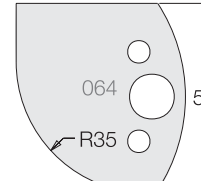

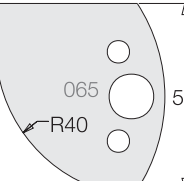

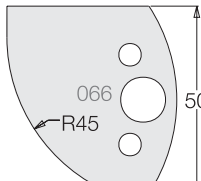

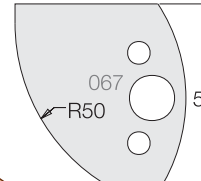

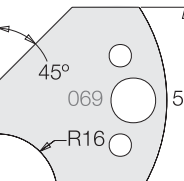

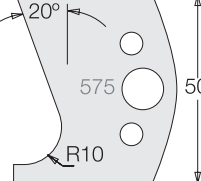

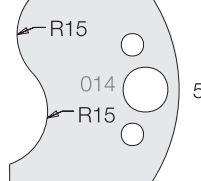

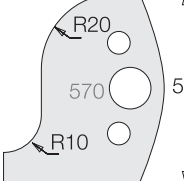

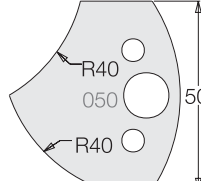

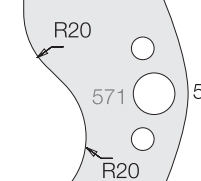

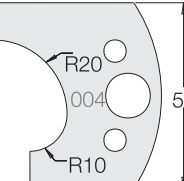
					
Kn 33 061 50 Li 34 061 50		Kn 33 062 50 Li 34 062 50		Kn 33 044 50 Li 34 044 50	
					
Kn 33 046 50 Li 34 046 50		Kn 33 043 50 Li 34 043 50		Kn 33 047 50 Li 34 047 50	
					
Kn 33 048 50 Li 34 048 50		Kn 33 045 50 Li 34 045 50		Kn 33 574 50 Li 34 574 50	
					
Kn 33 055 50 Li 34 055 50		Kn 33 053 50 Li 34 053 50		Kn 33 573 50 Li 34 573 50	
					
Kn 33 056 50 Li 34 056 50		Kn 33 054 50 Li 34 054 50		Kn 33 045 50 Li 34 045 50	

# Cutters


Multi Profile

## Multi Profile System 50 mm

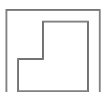
### Concave & Convex Profiles

					
Kn 33 059 50 Li 34 059 50		Kn 33 060 50 Li 34 060 50		Kn 33 049 50 Li 34 049 50	
					
Kn 33 063 50 Li 34 063 50		Kn 33 064 50 Li 34 064 50		Kn 33 065 50 Li 34 065 50	
					
Kn 33 066 50 Li 34 066 50		Kn 33 067 50 Li 34 067 50		Kn 33 069 50 Li 34 069 50	
<b>Hand &amp; Finger Grip Profiles</b>					
					
Kn 33 575 50 Li 34 575 50		Kn 33 014 50 Li 34 014 50		Kn 33 570 50 Li 34 570 50	
					
Kn 33 050 50 Li 34 050 50		Kn 33 571 50 Li 34 571 50		Kn 33 004 50 Li 34 004 50	

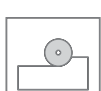
Cutters



Grooving



Rebating



Planing



Profiling



Jointing



Door Frame & Panel



Multi Profile

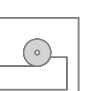
Cutters



Grooving



Rebating



Planing




Profiling



Jointing



Door Frame & Panel



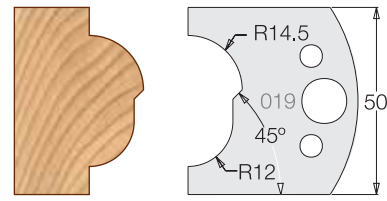
Multi Profile

# Cutters

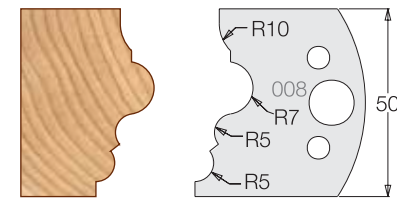
## Multi Profile

### Multi Profile System 50 mm

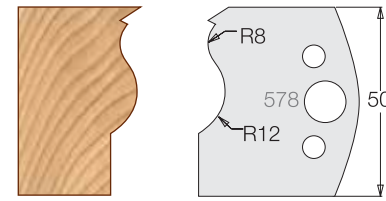
#### Crown Molding Profiles



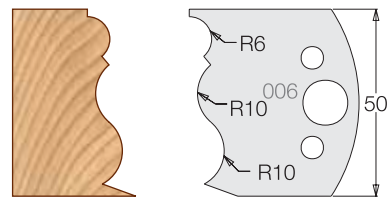
Kn 33 019 50  
Li 34 019 50



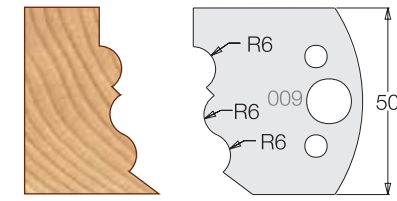
Kn 33 008 50  
Li 34 008 50



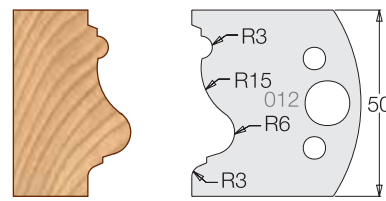
Kn 33 578 50  
Li 34 578 50



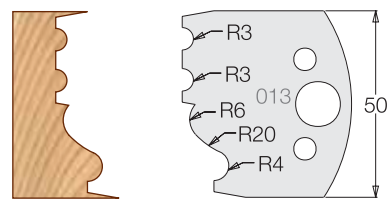
Kn 33 006 50  
Li 34 006 50



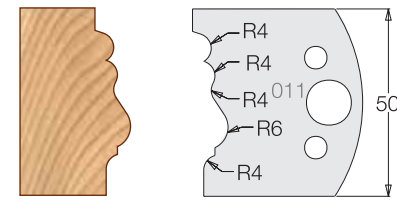
Kn 33 009 50  
Li 34 009 50



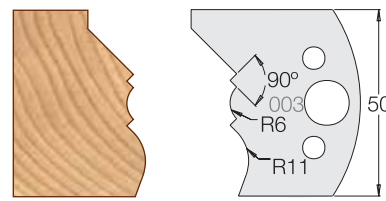
Kn 33 012 50  
Li 34 012 50



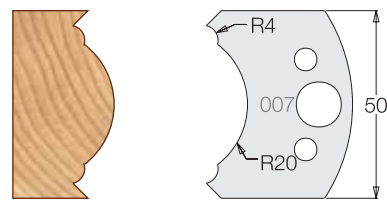
Kn 33 013 50  
Li 34 013 50



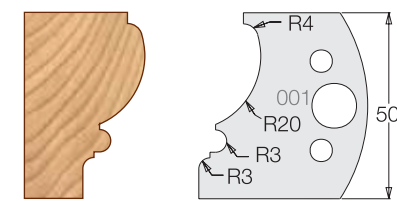
Kn 33 011 50  
Li 34 011 50



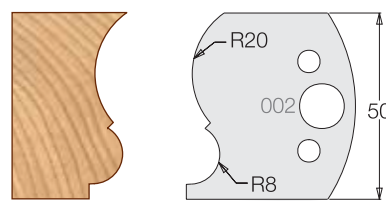
Kn 33 003 50  
Li 34 003 50



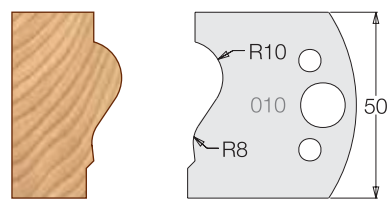
Kn 33 007 50  
Li 34 007 50



Kn 33 001 50  
Li 34 001 50



Kn 33 002 50  
Li 34 002 50



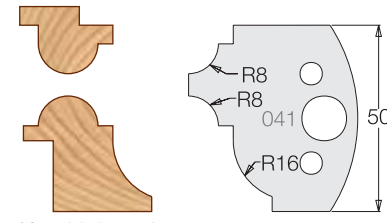
Kn 33 010 50  
Li 34 010 50

# Cutters

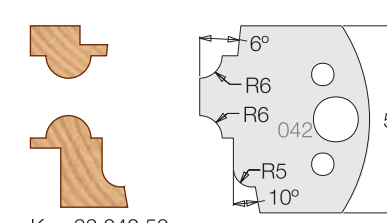
## Multi Profile

### Multi Profile System 50 mm

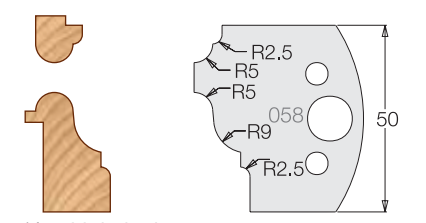
#### Multi Profiles



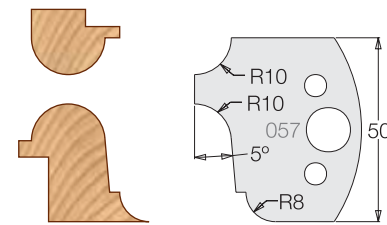
Kn 33 041 50  
Li 34 041 50



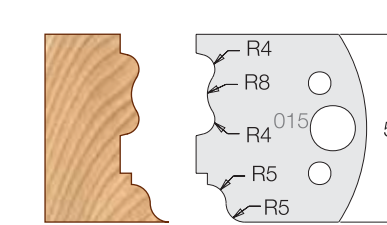
Kn 33 042 50  
Li 34 042 50



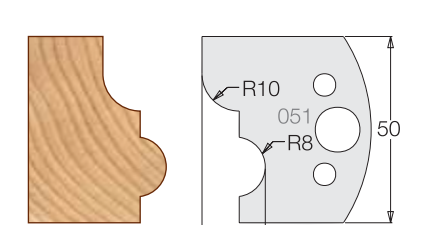
Kn 33 058 50  
Li 34 058 50



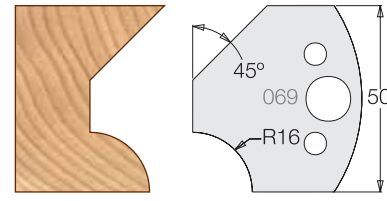
Kn 33 057 50  
Li 34 057 50



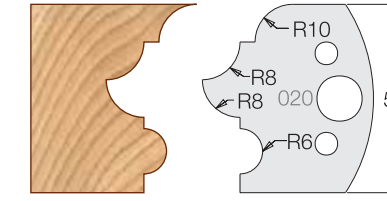
Kn 33 015 50  
Li 34 015 50



Kn 33 051 50  
Li 34 051 50

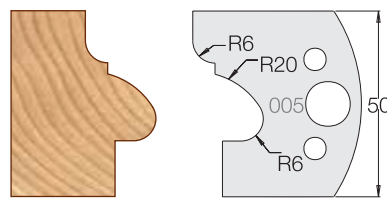


Kn 33 069 50  
Li 34 069 50

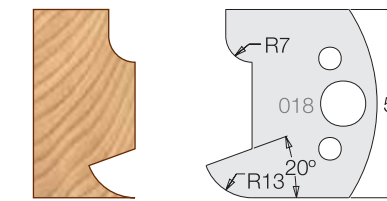


Kn 33 020 50  
Li 34 020 50

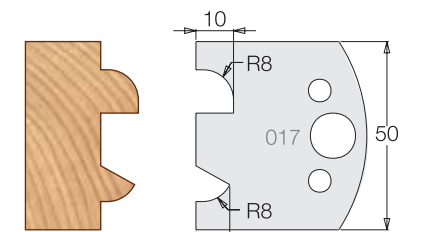
#### Free Style Profiles



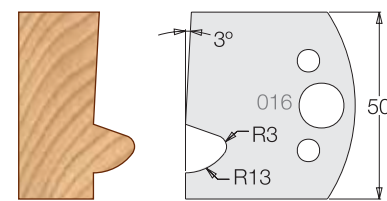
Kn 33 005 50  
Li 34 005 50



Kn 33 018 50  
Li 34 018 50



Kn 33 017 50  
Li 34 017 50

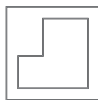


Kn 33 016 50  
Li 34 016 50

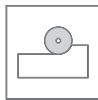
Cutters



Grooving



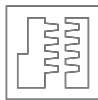
Rebating



Planing



Profiling



Joining



Door Frame & Panel

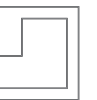


Multi Profile

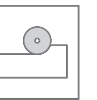
Cutters



Grooving



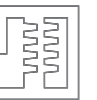
Rebating



Planing



Profiling



Joining



Door Frame & Panel



Multi Profile

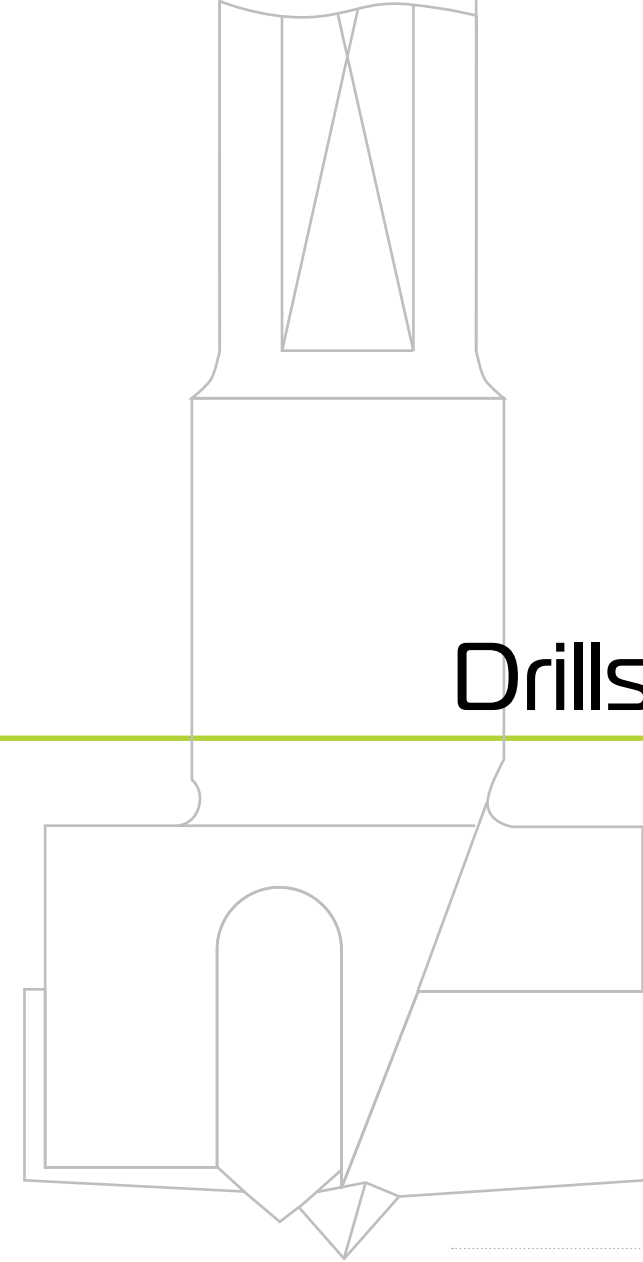
# Drills

Offering a comprehensive range of industrial and professional grade drills and boring bits for the woodworking industry.

Drilling products include: Solid Carbide Drills, Machine Drill Adapters, Drilling Jigs, Lipped Brad Point Drills, Countersinks, Standard Brad Points, Forstner Bits, Hinge Boring Bits, Auger Bits, HSS Jobber Drills, Plug Cutters, Dowel Drills, Mortising Chisels and a complete line of Chuck Adapter Drills.

- Adapted carbide grade for extended tool life
- PTFE coated dowels and through hole drills
- Solid carbide drills

# Drills INDEX



Illustrated Visual Index	196	-	197
Technical Information	198	-	
CNC & Automatic Drilling Machines	199	-	212
Multi-Purpose Boring	213		214
Countersink & Plug Maker	215	-	223
Dirose	224	-	225



CNC & Automatic Machines



Multi Purpose Boring



Slot Mortising



Counter Sinking & Plug maker

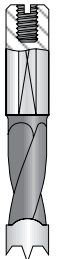

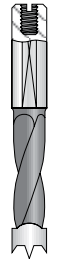
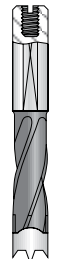
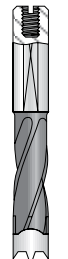
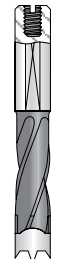
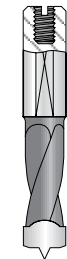
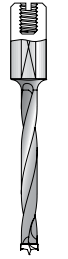
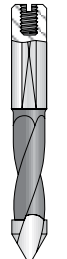
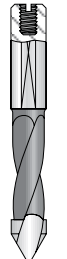
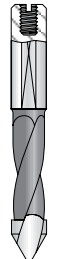
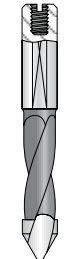
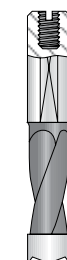
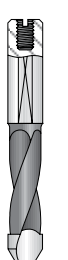
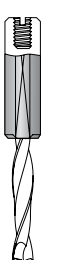
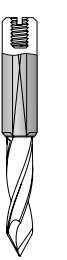
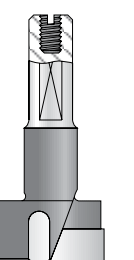
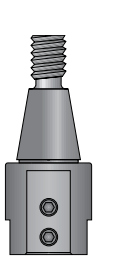
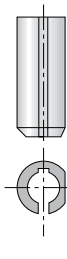
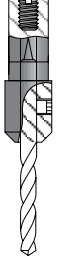
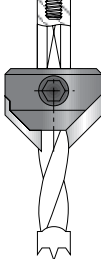
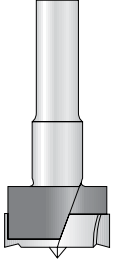
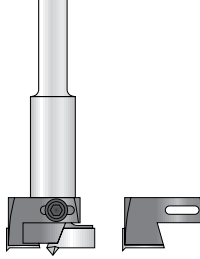
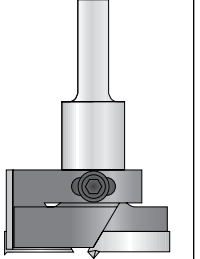


Dirose



# Drills

## INDEX

					
201 Bk - Dowel Drill 57.5, 70mm	Professional Drills set for wood doweling and CNC machine	201 Bk - Dowel Drill 77, 85, 105mm	201 Bk - Dowel Drill - Double Flute 57.5mm	201 Bk - Dowel Drill Double Flute 70-77mm	201 Bk - Dowel Drill - Double Flute 8mm Shank. 55.5, 67mm
199	199	200	201	202	203
					
201 Bk - Dowel Drill - for Mafell 8mm Shank. 57.5mm	206 Bk - Dowel Drill extended life time 57.5, 70, 77mm	201 Bk - Through Hole Drilling 57.5mm	201 Bk - Through Hole Drilling 70mm	201 Bk - Through Hole Drilling 77mm	201 Bk - Through Hole Drilling 8mm Shank 55.5mm
203	204	205	205	206	206
					
Ditec™ Dowel Drill 57.5, 70mm	Ditec™ Through Hole Drilling 57.5, 70mm	Ditec™ - Solid Dowel Drill 57.5, 70mm	Ditec™ - Solid Carbide Through Hole Drill 57.5, 70mm	203 Bk - Cylinder Boring Bit - Combi System 57.5, 70, 77mm	203 T - Combi Chuck
207	207	208	208	209	210
					
Reduction Bushing for Combi Chuck	2039 - Chuck Adapter for Solid HM Or HSS Drills	2022 - Countersink for Dowel Drills	2034 Cylinder Boring Bit For Router Machine	203 BM - Adjustable Cylinder Boring Bit	203 BM - Adjustable Cylinder Boring Bit
211	211	212	212	213	213

Drills



CNC & Automatic Machines



Multi Purpose Boring



Slot Mortising




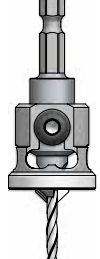

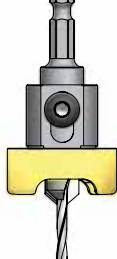
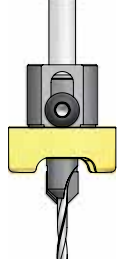










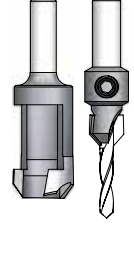

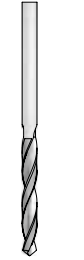

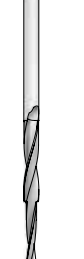
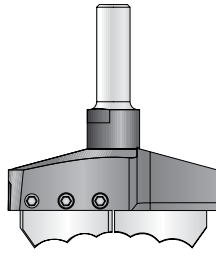
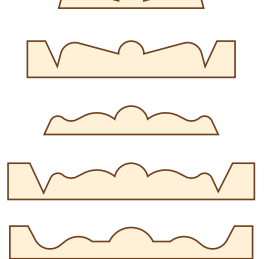
Counter Sinking & Plug maker



Dirose

# Drills

## INDEX

					
203 B Cylinder Boring Bit	Countersink with Low friction Depth-Stop	Countersink with Low friction Depth-Stop	Countersink With Depth Stop-PRO	Countersink With Depth Stop-PRO	Carbide Tipped Countersink
214	216	216	217	217	218
					
Carbide Tipped Countersink	Carbide Tipped Countersink	Carbide Tipped Counterbore (flat bottom)	Carbide Tipped Countersink	Carbide Tipped Counterbore	3 Steps Drill for laminated chipboard
218	219	219	220	220	220
					
Dicount - Multi Diameter Countersink	Carbide Tipped Countersink	Plug Cutters - Self Ejecting	Countersink & Plug Set	Carbide Tipped Plug Cutters - 2 flutes	HSS Drills
221	221	221	222	222	223
					
HSS Taper Point Drills	HSS Stepped Drills	Dirose	Profile for Dirose.		
223	223	224	225		

Drills



CNC & Automatic Machines



Multi Purpose Boring



Slot Mortising

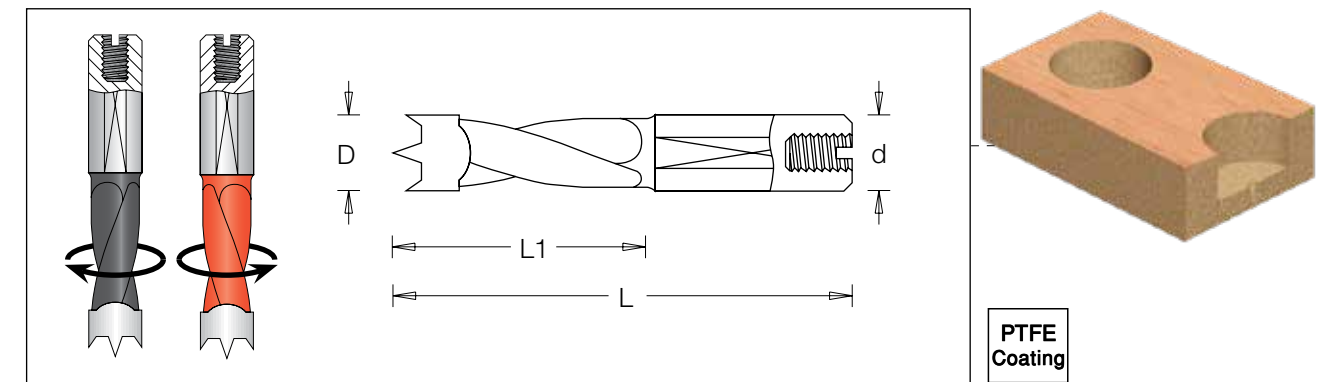


Counter Sinking & Plug maker



Dirose

### 201 Bk - Dowel Drill



øD	Code No.		L1	L	ød
	Right	Left			
4.0	2012817	2012827	27	57.5	10x27
5.0	2010017	2010047	27	57.5	10x27
5.1	2010057	2010067	27	57.5	10x27
5.2	2010207	2010217	27	57.5	10x27
6.0	2010077	2010107	27	57.5	10x27
7.0	2010087	2010117	27	57.5	10x27
8.0	2010137	2010167	27	57.5	10x27
8.2	2010297	2010307	27	57.5	10x27
9.0	2010157	2010177	27	57.5	10x27
10.0	2010197	2010227	27	57.5	10x27
12.0	2010257	2010287	27	57.5	10x27

øD	Code No.		L1	L	ød
	Right	Left			
4.0	2012877	2012887	35	70	10x30
5.0	2010317	2010347	35	70	10x30
5.1	2010357	2010367	35	70	10x30
5.2	2012747	2012757	35	70	10x30
6.0	2010377	2010407	35	70	10x30
7.0	2010387	2010417	35	70	10x30
8.0	2010437	2010467	35	70	10x30
8.2	2012327	2012337	35	70	10x30
9.0	2010477	2010487	35	70	10x30
10.0	2010497	2010527	35	70	10x30
11.0	2010627	2010637	35	70	10x30
12.0	2010557	2010587	35	70	10x30



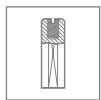
### Professional Drills set for wood doweling and CNC machines. Cat. No. 75006/7

The Ultimate set for boring all types of wood

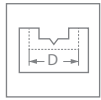
The set includes either 57.7mm or 70mm length 20pcs R/L Dowel Drills (see table above) together with two types of Cylinder Boring Bit- Combi system- items 2031007, 2031257



	Blind Holes		Through Hole	Life Time		Drilling Feed speed	
	H<3xD	H>3xD		Good	Excellent	Low	High
<b>201 Dowel Drill for Blind Holes</b> 	✓			✓		✓	
<b>201 Dowel Drill Double Flute</b> 		✓		✓		✓	
<b>201 Through Hole Drill</b> 			✓	✓		✓	
<b>201 Dowel Drill - Extended Life Time</b> 	✓				✓	✓	
<b>201 Ditec Dowel Drills</b> 	✓				✓	✓	
<b>201 Ditec Through Hole Drills</b> 			✓	✓		✓	
<b>206 Ditec Solid Carbide - Dowell Drills</b> 		✓			✓		✓
<b>206 Ditec Solid Carbide through Hole Drills</b> 			✓	✓			✓



CNC & Automatic Machines



Multi Purpose Boring



Slot Mortising



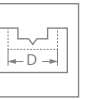
Counter Sinking & Plug maker



Dirose



CNC & Automatic Machines



Multi Purpose Boring



Slot Mortising

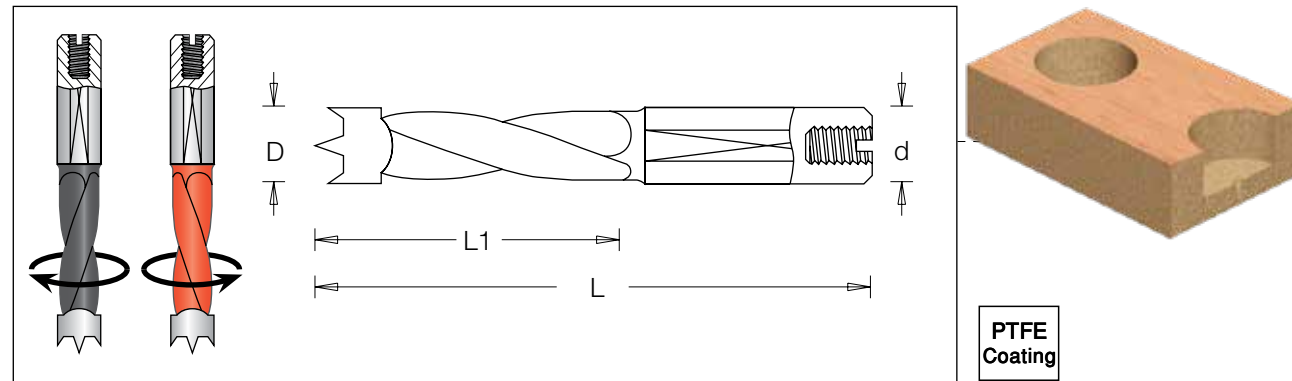


Counter Sinking & Plug maker



Dirose

### 201 Bk - Dowel Drill

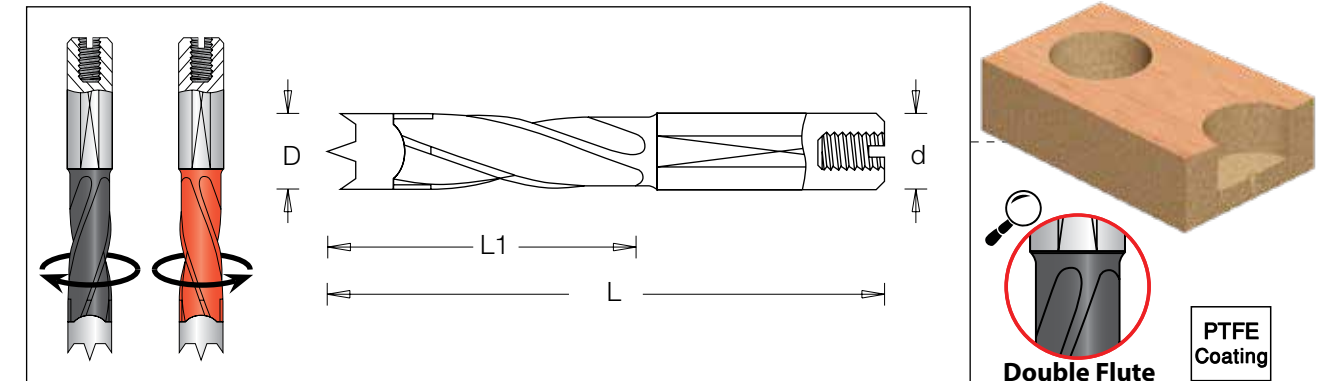


øD	Code No.		L1	L	ød
	Right	Left			
5.0	2012027	2012037	44	77	10x30
5.2	2012047	2012057	44	77	10x30
6.0	2012067	2012077	44	77	10x30
7.0	2012087		44	77	10x30
8.0	2012107	2012117	44	77	10x30
8.2	2012427	2012437	44	77	10x30
9.0	2012507	2012517	44	77	10x30
10.0	2012147	2012157	44	77	10x30
12.0	2012187	2012197	44	77	10x30

øD	Code No.		L1	L	ød
	Right	Left			
5.0	2019107	2019117	50	85	10x30
6.0	2019147	2019157	50	85	10x30
7.0	2019187	2019197	50	85	10x30
8.0	2019227	2019237	50	85	10x30
10.0	2019267	2019277	50	85	10x30



### 201 Bk - Dowel Drill - Double Flute

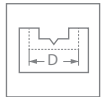


øD	Code No.		L1	L	ød
	Right	Left			
4.0	2014017	2014027	30	57.5	10x20
5.0	2014037	2014067	30	57.5	10x20
5.2	2014647	2014657	30	57.5	10x20
6.0	2014077	2014107	30	57.5	10x20
6.3	2014717	2014727	30	57.5	10x20
7.0	2014117	2014127	30	57.5	10x20
8.0	2014137	2014167	30	57.5	10x20
8.1	2015037	2015047	30	57.5	10x20
8.2	2015057	2015067	30	57.5	10x20
9.5	2015207		30	57.5	10x20
10.0	2014177	2014207	30	57.5	10x20
11.0	2015307	2015317	30	57.5	10x20
12.0	2014217	2014247	30	57.5	10x20
12.7	2015407	2015417	30	57.5	10x20
13.0	2015427	2015437 ■	30	57.5	10x20
14.0	2015787	2015797 ■	30	57.5	10x20
15.0	2015807	2015817	30	57.5	10x20
16.0	2015907	2015917 ■	30	57.5	10x20

■ Available upon request



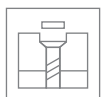
CNC & Automatic Machines



Multi Purpose Boring



Slot Mortising



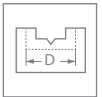
Counter Sinking & Plug maker




Dirose



CNC & Automatic Machines



Multi Purpose Boring



Slot Mortising



Counter Sinking & Plug maker



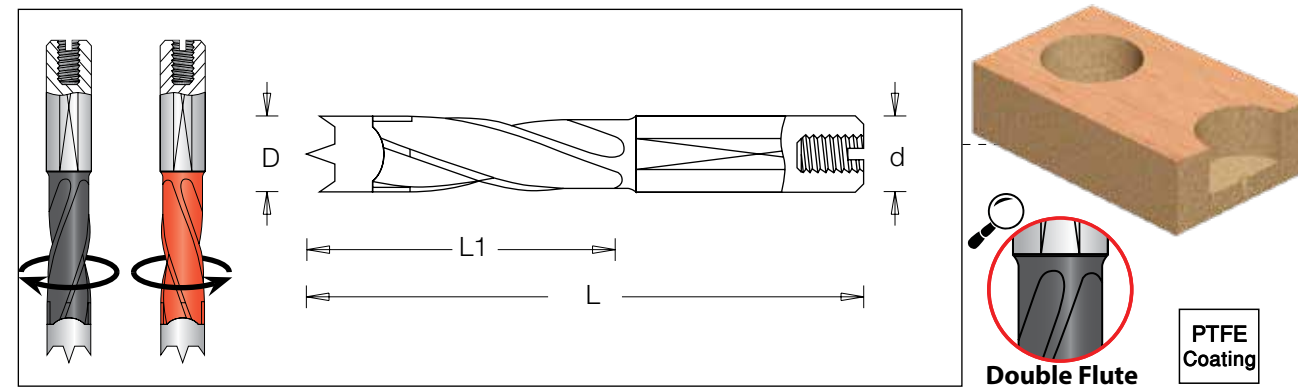
Dirose



# Drills

CNC & Automatic Machines

## 201 Bk - Dowel Drill - Double Flute



øD	Code No.		L1	L	ød
	Right	Left			
4.0	2014327	2014347	43	70	10x20
5.0	2014337	2014367	43	70	10x20
5.1	2014287	2014297	43	70	10x20
5.2	2014307	2014317	43	70	10x20
6.0	2014377	2014407	43	70	10x20
6.3	2014587	2014597	43	70	10x20
7.0	2014417	2014427	43	70	10x20
8.0	2014437	2014467	43	70	10x20
8.1	2014877	2014887	43	70	10x20
8.2	2014897	2014907	43	70	10x20
9.0	2014917	2014927	43	70	10x20
9.5	2014937	2014947	43	70	10x20
10.0	2014477	2014507	43	70	10x20
11.0	2014487	2014557	43	70	10x20
12.0	2014517	2014547	43	70	10x20
12.7	2014567	2014577	43	70	10x20
14.0	2015947	2015957	43	70	10x20
15.0	2015967	2015977	43	70	10x20
16.0	2015987	2015997	43	70	10x20

øD	Code No.		L1	L	ød
	Right	Left			
5.0	2014737	2014767	50	77	10x20
6.0	2014777	2014787	50	77	10x20
8.0	2014837	2014867	50	77	10x20
8.2	2015547	2015557	50	77	10x20
10.0	2014957	2014967	50	77	10x20
11.0	2015707	2015717	50	77	10x20
12.0	2014977	2014987	50	77	10x20

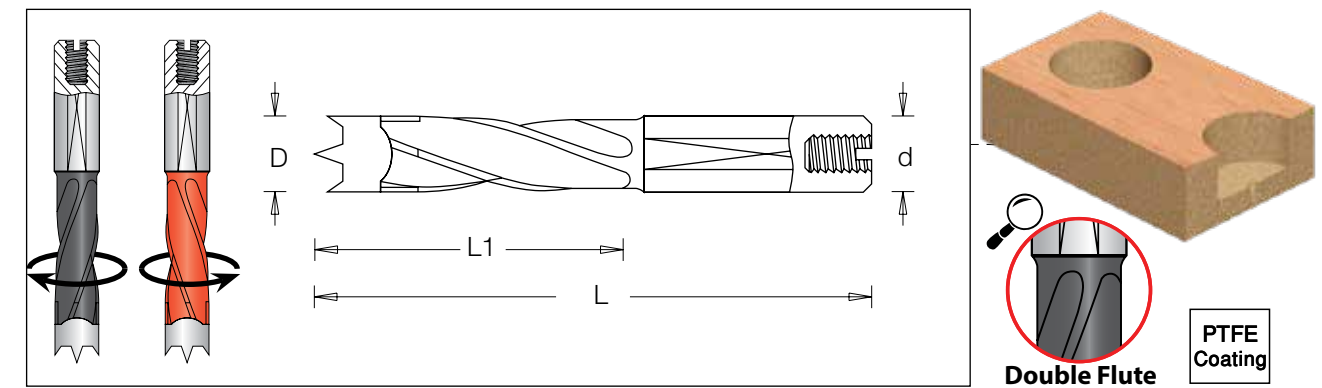


Screw  
#193 000 0  
M5x10

# Drills

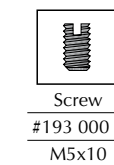
CNC & Automatic Machines

## 201 Bk - Dowel Drill - Double Flute 8mm Shank



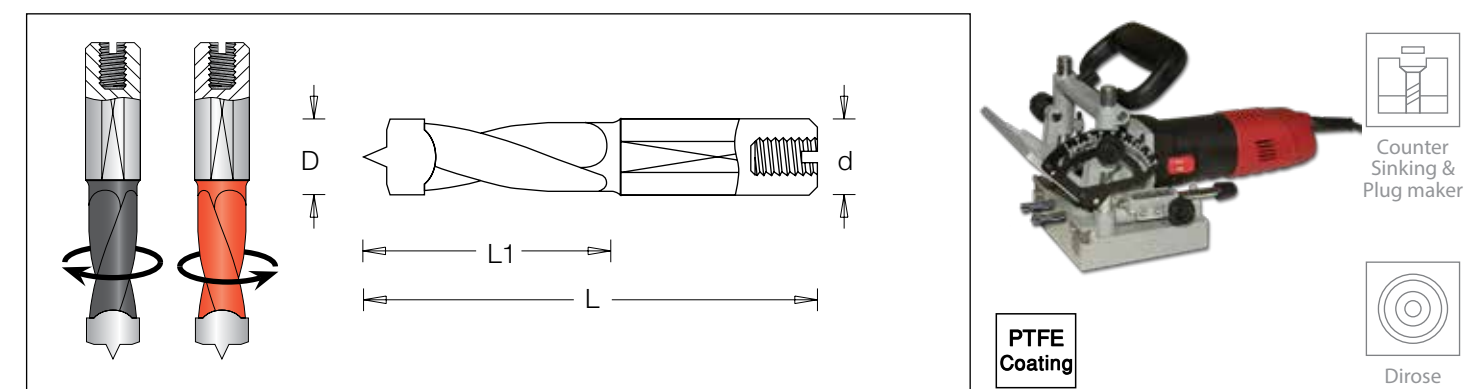
øD	Code No.		L1	L	ød
	Right	Left			
5.0	2014035	2014065	30	55.5	8x20
6.0	2014075	2014105	30	55.5	8x20
8.0	2014135	2014165	30	55.5	8x20
10.0	2014175	2014205	30	55.5	8x20
12.0	2014215	2014245	30	55.5	8x20

øD	Code No.		L1	L	ød
	Right	Left			
5	2014335	2014365	40	67.0	8x20
6	2014375	2014405	40	67.0	8x20
8	2014435	2014465	40	67.0	8x20
9	2014915	2014925	40	67.0	8x20
10	2014475		40	67.0	8x20
12	2014515	2014545	40	67.0	8x20



Screw  
#193 000 0  
M5x10

## 201 Bk - Dowel Drill - for Mafell Machine 8mm Shank



øD	Cod. No.	L1	L	ød
6.0	2013815	37	57.5	8x20
8.0	2013835	37	57.5	8x20
10.0	2013855	37	57.5	8x20
12.0	2013875	37	57.5	8x20

Drills



CNC & Automatic Machines



Multi Purpose Boring



Slot Mortising



Counter Sinking & Plug maker



Dirose

Drills



CNC & Automatic Machines



Multi Purpose Boring



Slot Mortising



Counter Sinking & Plug maker

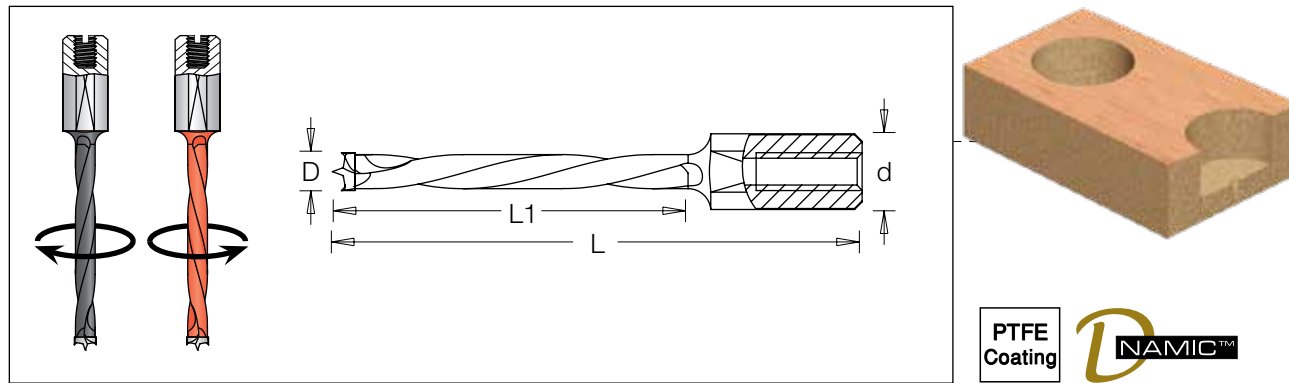


Dirose

# Drills

CNC & Automatic Machines

## 206 Bk - Dowel Drill Extended Life-Time



øD	Code No.		L1	L	ød
	Right	Left			
5.0	2064137	2064147	35	57.5	10x20
6.0	2064277	2064267	35	57.5	10x20
8.0	2064197	2064187	35	57.5	10x20
10.0	2064217	2064237	35	57.5	10x20

øD	Code No.		L1	L	ød
	Right	Left			
5.0	2064047	2064087	45	70	10x20
6.0	2064077	2064097	45	70	10x20
8.0	2064057	2064107	45	70	10x20
10.0	2064067	2064117	45	70	10x20

øD	Code No.		L1	L	ød
	Right	Left			
5.0	2064127	2064157	50	77	10x20
6.0	2064247	2064257	50	77	10x20
8.0	2064167	2064177	50	77	10x20
10.0	2064207	2064227	50	77	10x20

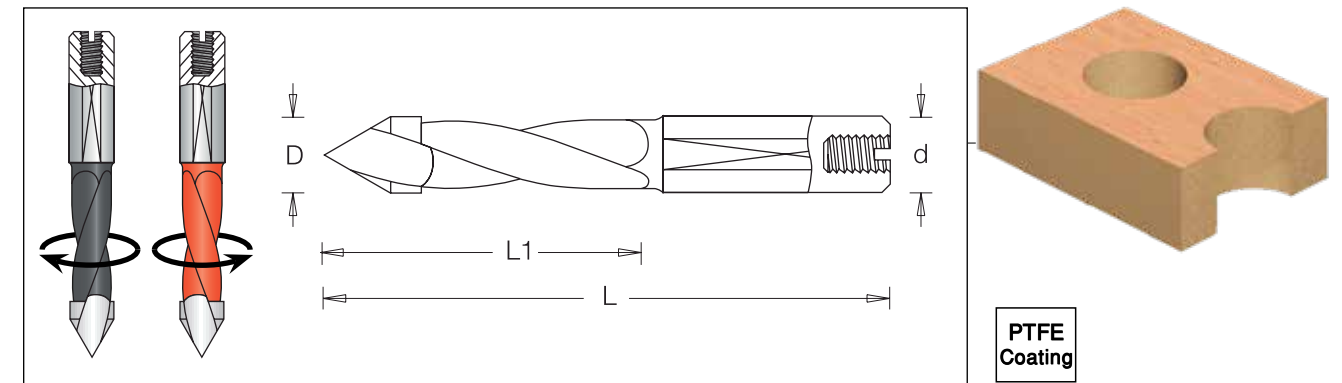


Screw  
#193 000 0  
M5x10

# Drills

CNC & Automatic Machines

## 201 Bk - Through Hole Drilling

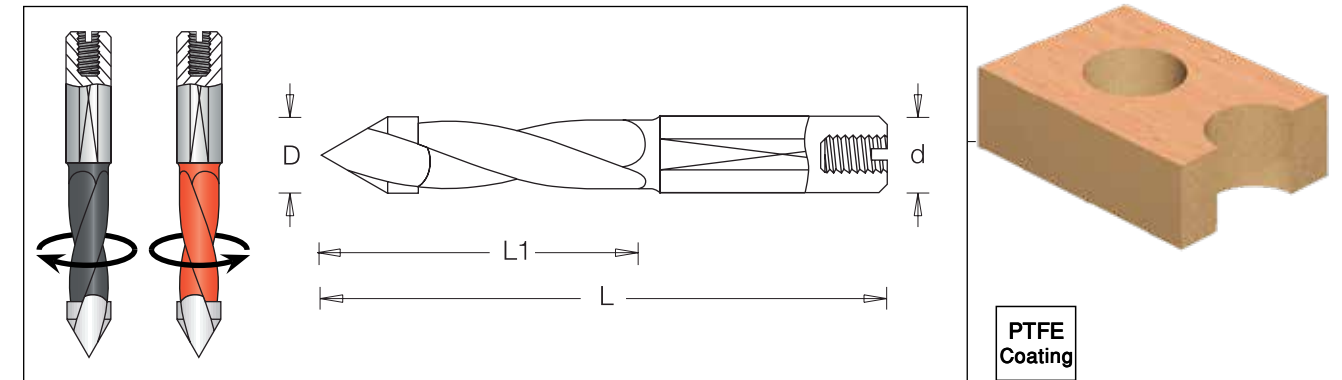


øD	Code No.		L1	L	ød
	Right	Left			
4.0	2016007	2016017	25	57.5	10x25
5.0	2016047	2016057	25	57.5	10x25
6.0	2016067	2016077	25	57.5	10x25
7.0	2016507	2016517	25	57.5	10x25
10.0	2016127	2016137	25	57.5	10x25



Screw  
#193 000 0  
M5x10

## 201 Bk - Through Hole Drilling



øD	Code No.		L1	L	ød
	Right	Left			
5.0	2016147	2016157	40	70	10x25
6.0	2016167	2016177	40	70	10x25
7.0	2016617	2016627	40	70	10x25
8.0	2016187	2016197	40	70	10x25
9.0	2016677	2016687	40	70	10x25
10.0	2016227	2016237	40	70	10x25
12.0	2016867	2016877	40	70	10x25



Screw  
#193 000 0  
M5x10

Drills



CNC & Automatic Machines



Multi Purpose Boring



Slot Mortising



Counter Sinking & Plug maker



Dirose

Drills



CNC & Automatic Machines



Multi Purpose Boring



Slot Mortising



Counter Sinking & Plug maker

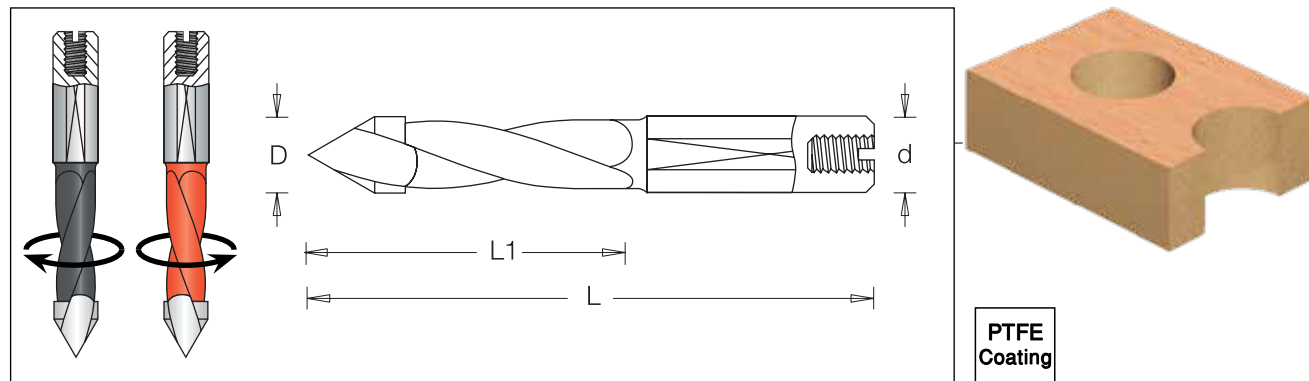


Dirose

# Drills

CNC & Automatic Machines

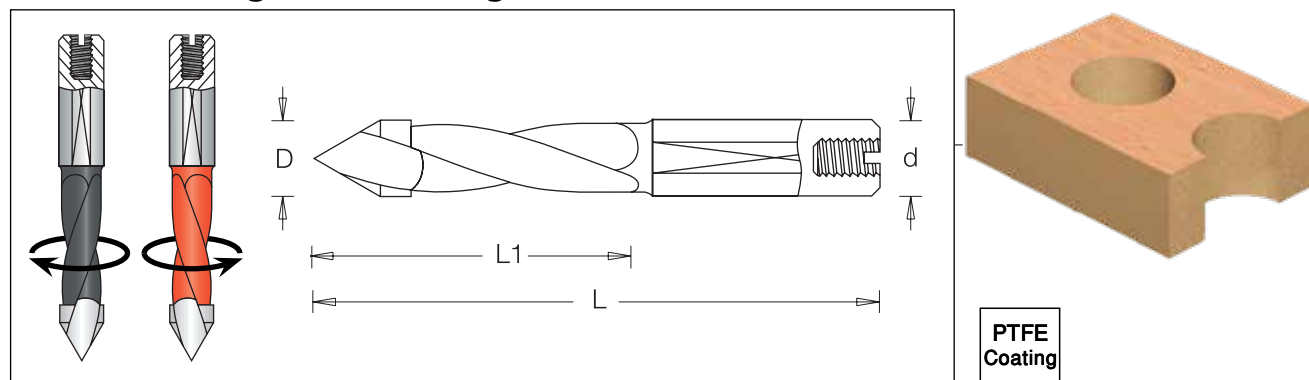
## 201 Bk - Through Hole Drilling



øD	Code No.		L1	L	ød
	Right	Left			
5	2016247	2016257	45	77	10x25
6	2016267	2016277	45	77	10x25
7	2016317	2016327	45	77	10x25
8	2016287	2016297	45	77	10x25
9	2016377	2016387	45	77	10x25
10	2016417	2016427	45	77	10x25



## 201 Bk - Through Hole Drilling 8mm Shank



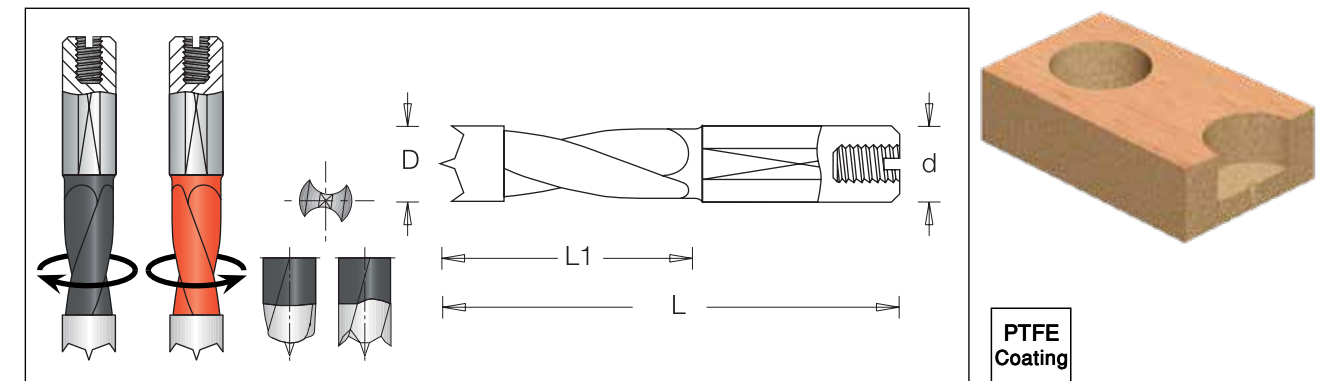
øD	Code No.		L1	L	ød
	Right	Left			
5	2016045	2016055	25	55.5	8x20



# Drills

CNC & Automatic Machines

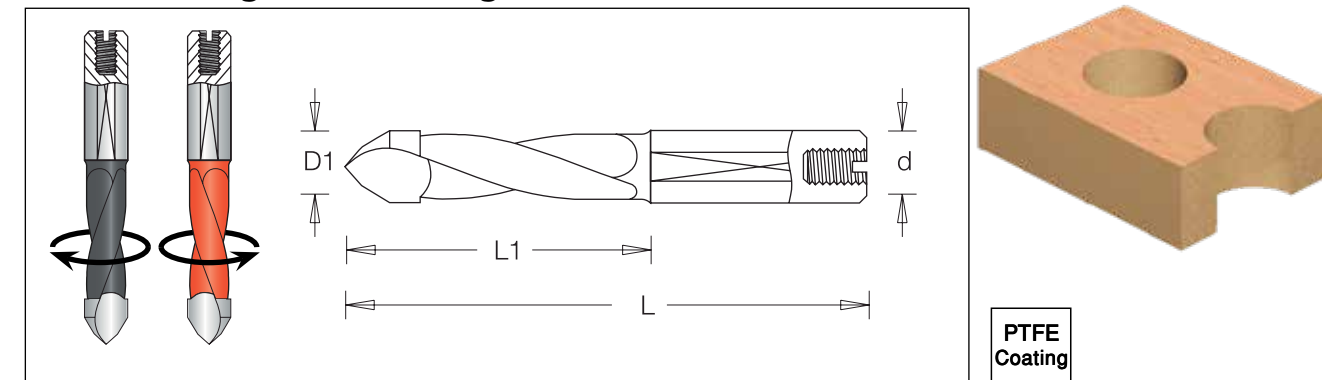
## Ditec™ Dowel Drill



øD	Code No.		L1	L	ød
	Right	Left			
5.0	2017057	2017067	27	57.5	10x25
8.0	2017137	2017167	27	57.5	10x25
10.0	2017227	2017237	27	57.5	10x25
5.0	2017317	2017347	35	70	10x25
8.0	2017437	2017467	35	70	10x25
10.0	2017457	2017487	35	70	10x25



## Ditec™ Through Hole Drilling



øD	Code No.		L1	L	ød
	Right	Left			
5.0	2017607	2017617	27	57.5	10x25
8.0	2017627	2017637	27	57.5	10x25
10.0	2017647	2017657	27	57.5	10x25
5.0	2017707	2017717	35	70	10x25
8.0	2017727	2017737	35	70	10x25
10.0	2017747	2017757	35	70	10x25



Drills



CNC & Automatic Machines



Multi Purpose Boring



Slot Mortising



Counter Sinking & Plug maker



Dirose

Drills



CNC & Automatic Machines



Multi Purpose Boring



Slot Mortising



Counter Sinking & Plug maker



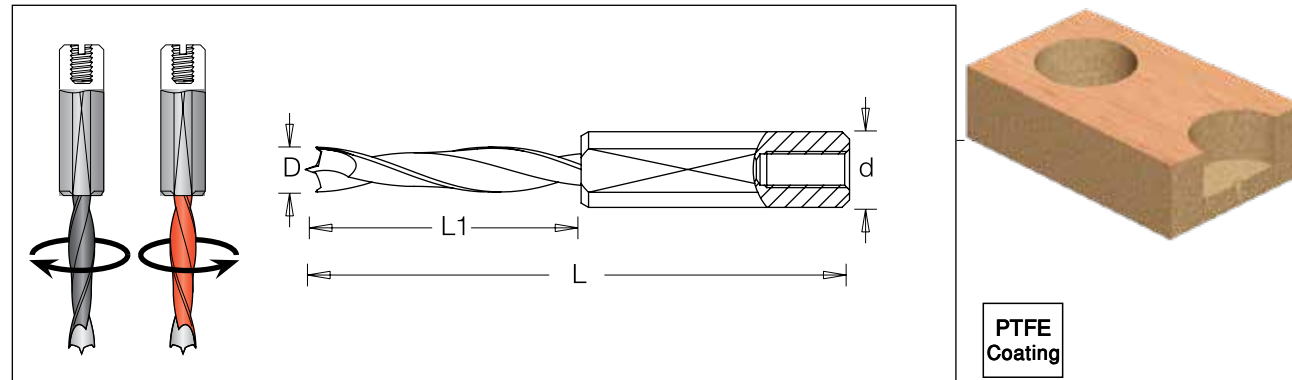
Dirose



# Drills

CNC & Automatic Machines

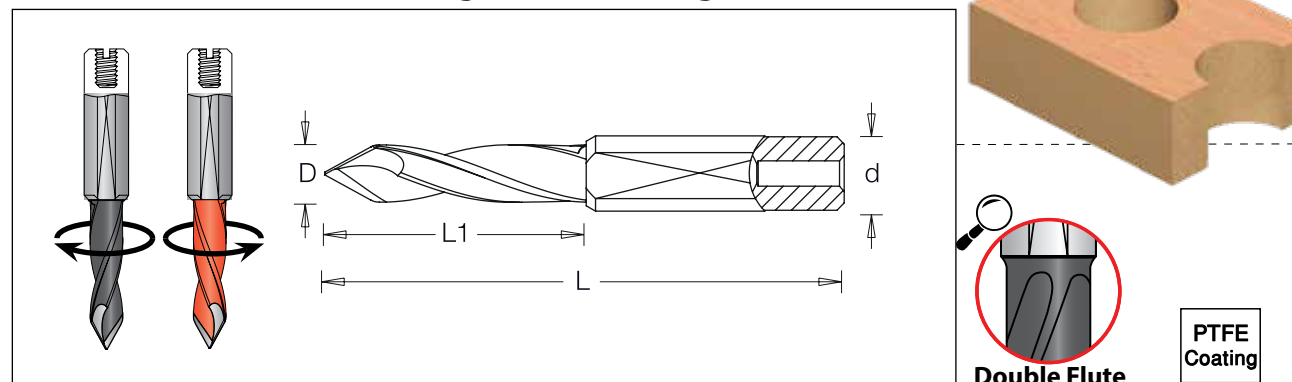
## Ditec™ Solid Carbide Dowel Drill



øD	Code No.		L1	L	ød
	Right	Left			
3.0	2060007	2060017	25	57.5	10x25
5.0	2060037	2061107	25	57.5	10x25
8.0	2060067	2061097	25	57.5	10x25
3.0	2061137	2061147	40	70	10x25
4.0	2060087	2061127	40	70	10x25
5.0	2060097	2064017	40	70	10x25
8.0	2060127	2064037	40	70	10x25



## Ditec™ Solid Carbide Through Hole Drilling



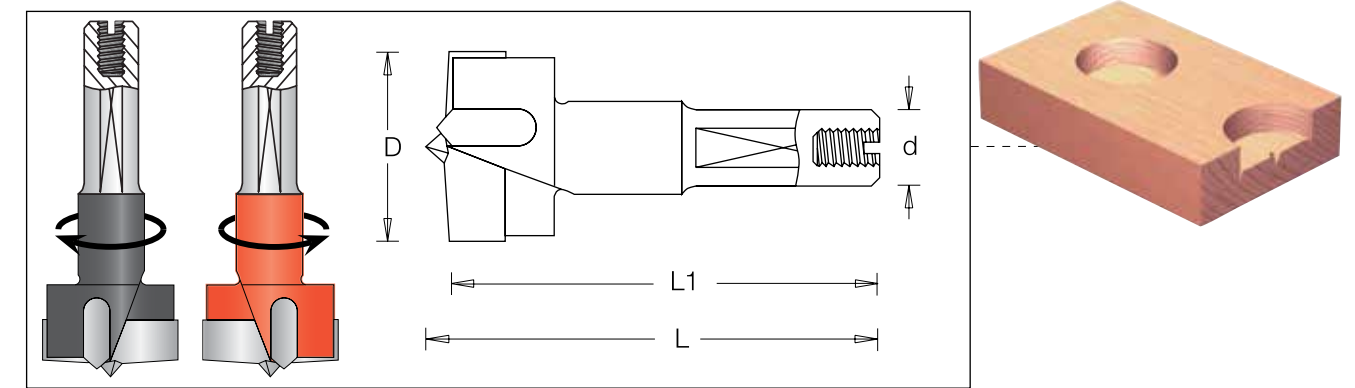
øD	Code No.		L1	L	ød
	Right	Left			
4.0	2061007	2061117	40	70	10x25
5.0	2061017	2061047	40	70	10x25
8.0	2061037	2061067	40	70	10x25



# Drills

CNC & Automatic Machines

## 203 Bk - Cylinder Boring Bit - Combi System



øD	Code No.		L1	L	ød
	Right	Left			
15.0	2031007	2031087	55.5	57.5	10x26
16.0	2031367	2031377	55.5	57.5	10x26
18.0	2031027	2031097	55.5	57.5	10x26
20.0	2031017	2031047	55.5	57.5	10x26
22.0	2031037	2031057	55.5	57.5	10x26
25.0	2031077	2031107	55.5	57.5	10x26
26.0	2031137	2031167	55.5	57.5	10x26
28.0	2031157	2031177	55.5	57.5	10x26
30.0	2031197	2031227	55.5	57.5	10x26
35.0	2031257	2031287	55.5	57.5	10x26
38.0	2031267	2031277	55.5	57.5	10x26
40.0	2031317		55.5	57.5	10x26



øD	Code No.		L1	L	ød
	Right	Left			
15	2031407	2031417	68	70	10x26
20	2031427	2031437	68	70	10x26
25	2031447	2031457	68	70	10x26
30	2031467	2031477	68	70	10x26
35	2031487	2031497	68	70	10x26
35	2031517		75	77	10x26



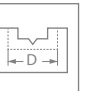
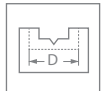
Drills

Drills



CNC & Automatic Machines

CNC & Automatic Machines



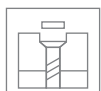
Multi Purpose Boring

Multi Purpose Boring



Slot Mortising

Slot Mortising



Counter Sinking & Plug maker

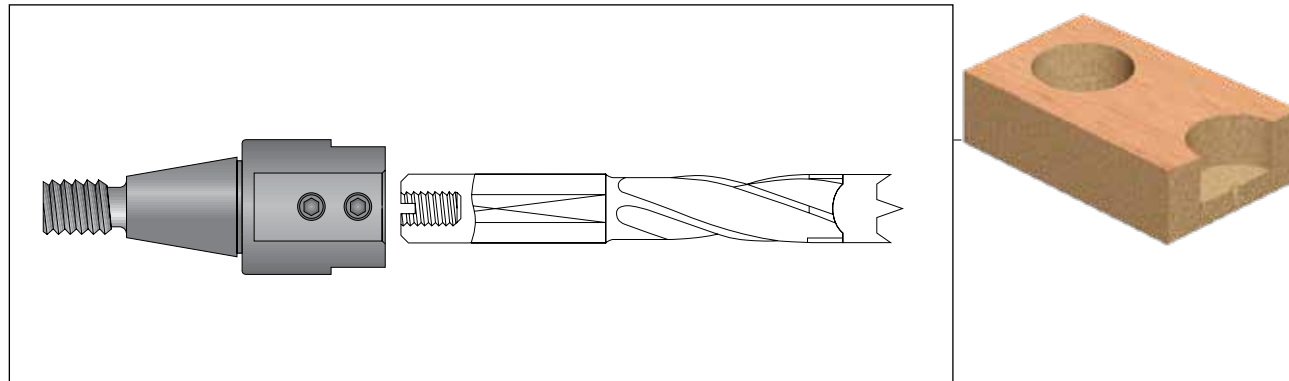
Counter Sinking & Plug maker



Dirose

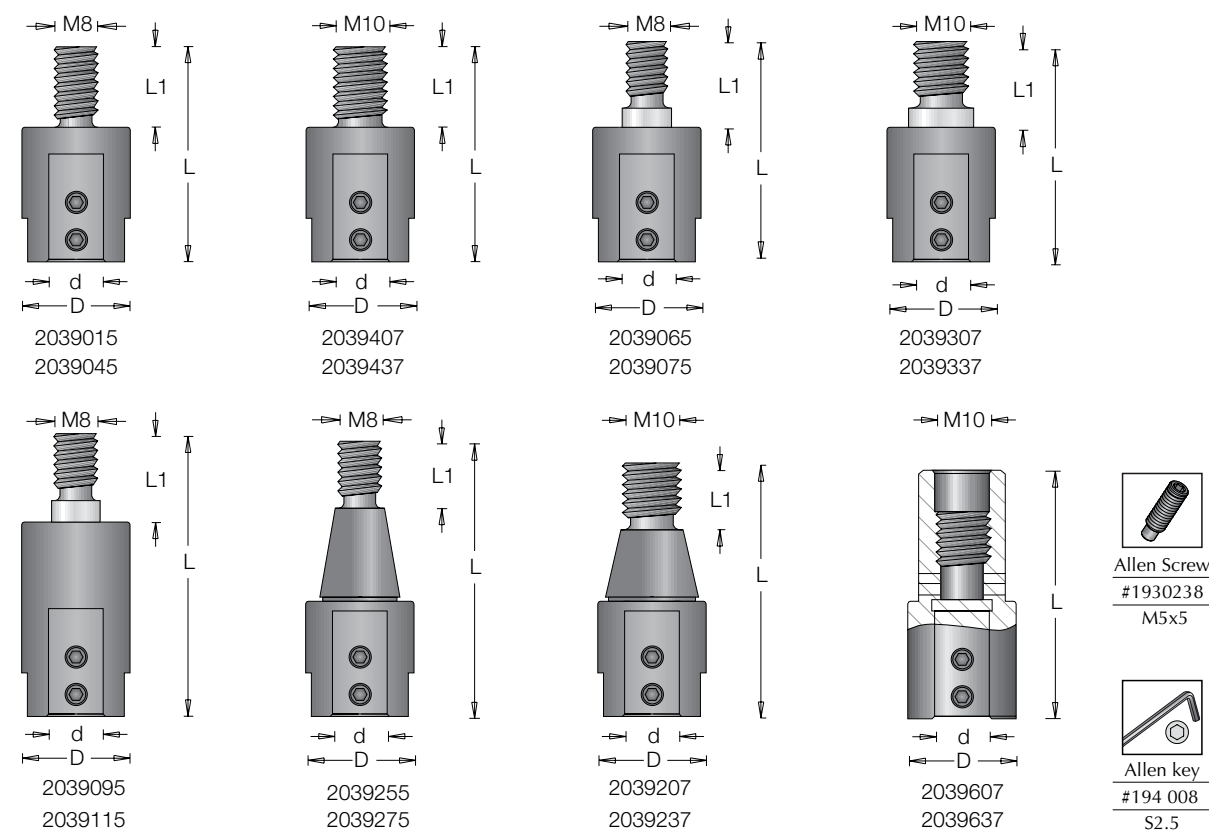
Dirose

### 203 T - Combi Chuck

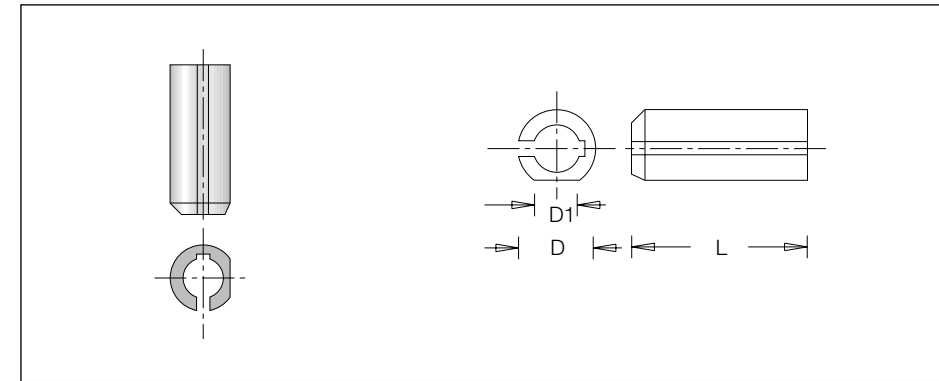


For Machines	Code No.		M	L1	L	ød	
	øD	Right					Left
Nottmeyer	20	2039015	2039045	8	15	40	10
	20	2039065	2039075	8	16	41	10
Vitap, Busselato, Ompex	20	2039207	2039237	10	12	47	10
Ayen, Torwegge, Holzma	20	2039407	2039437	10	15	40	10
Holzma, SCM	20	2039307	2039337	10	16	41	10
Morbidelli, Biesse, Torwegge							
Scheer	20	2039607	2039637	10		46	10

⚠ Advanced chuck system replacing thread-shank tools. Suitable for most automatic multi-spindle drilling machines.



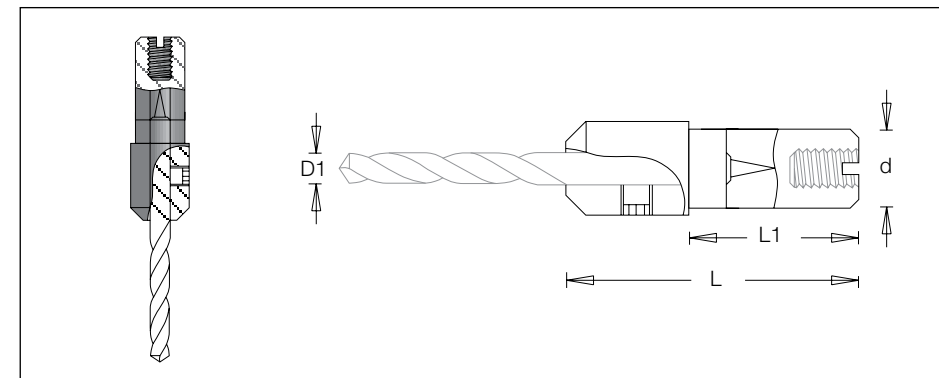
### Reduction Bushing for Combi Chuck



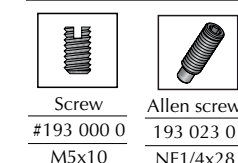
øD1	øD	Code No.	L
2.0	10	1924560	23
2.5	10	1924570	23
3.0	10	1924510	23
3.2	10	1924580	23
3.5	10	1924520	23
4.0	10	1924530	23
5.0	10	1924540	23
6.0	10	1924600	23
7.0	10	1924610	23
8.0	10	1924550	23

⚠ To use with solid HM or HSS Drills. Adapts to combi chuck with two tightening screws.

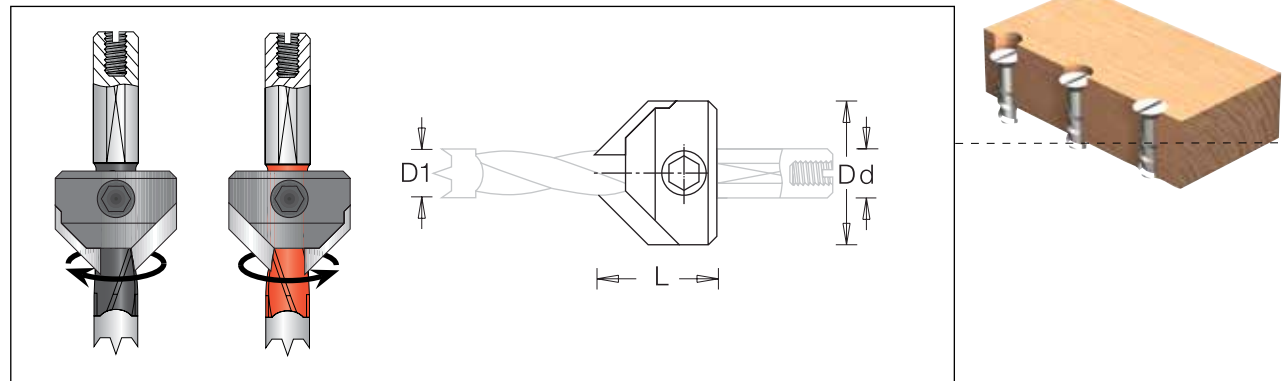
### 2039 - Chuck Adapter for Solid HM Or HSS Drills



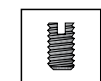
øD1	Code No.	L1	L	ød
2.0	2039507	22	38	10
2.5	2039517	22	38	10
3.0	2039527	22	38	10
3.2	2039537	22	38	10
3.5	2039547	22	38	10
4.0	2039557	22	38	10
5.0	2039567	22	38	10



### 2022 - Countersink for Dowel Drills

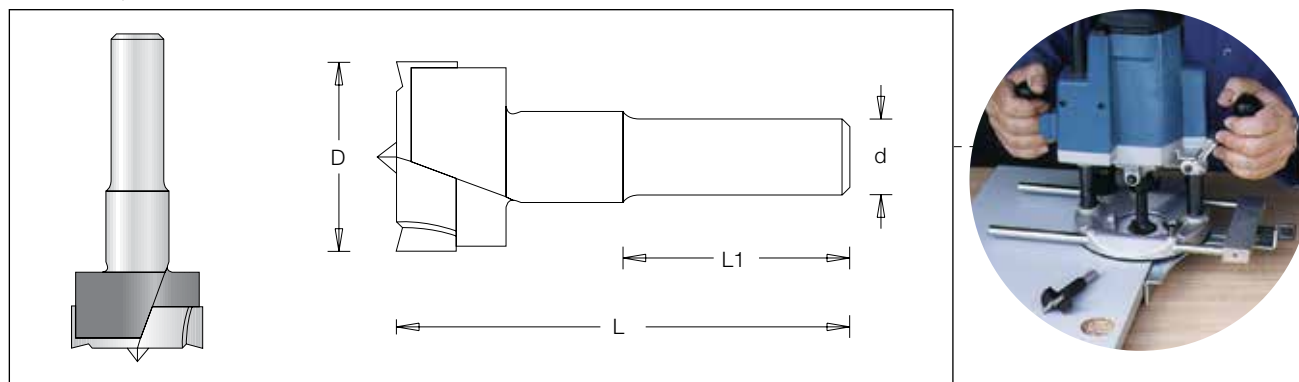


Code No.		Right	Left	L1	ød
øD1	øD				
4.0	15.6	2022020	2022030	17.5	4
5.0	16.0	2022000	2022010	17.5	5
6.0	16.0	2022040	2022050	17.5	6
7.0	16.0	2022060	2022070	17.5	7
8.0	18.0	2022100	2022110	17.5	8
9.0	18.0	2022140	2022150	17.5	9
10.0	20.0	2022200	2022210	17.5	10
12.0	20.0	2022240	2022250	18.0	12
5-10	15.5	2022260*	2022270*	16.5	10
5-10	20.0	2022300*	2022310*	17.5	10

 **!** \* This countersink is assembled on the shank of the drill. Series of countersinks suitable for dowel drills.

Screw  
#193 000 0  
M5x10

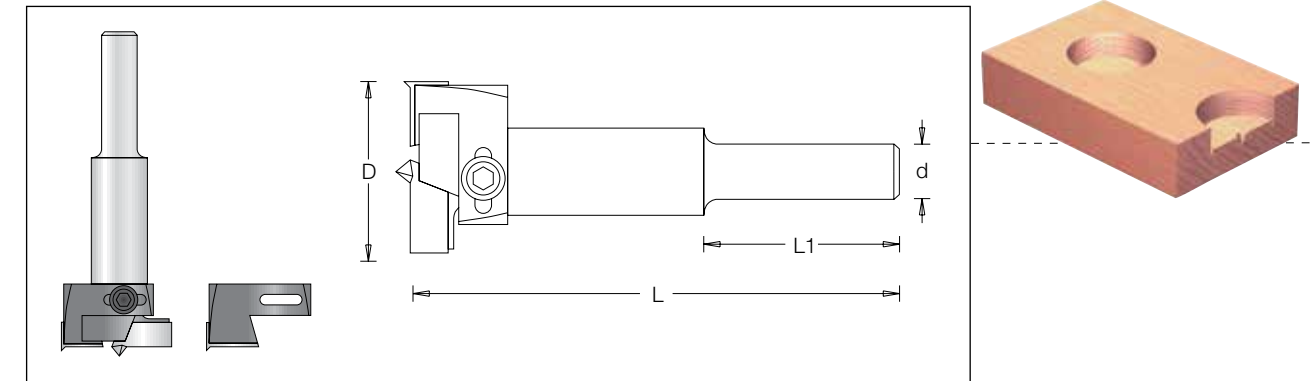
### 2034 Cylinder Boring Bit For Router Machine



øD	Code No.	L1	L	ød
25	2038055	30	60	8
30	2034465	30	60	8
30	2034469	30	60	12
35	2034515	30	60	8
35	2034519	30	60	12



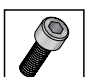
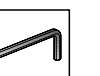
**!** Specially designed drills for high rotation speed. Suitable for covered board and natural wood.

### 203 BM - Adjustable Cylinder Boring Bit for Bench Drilling Machine

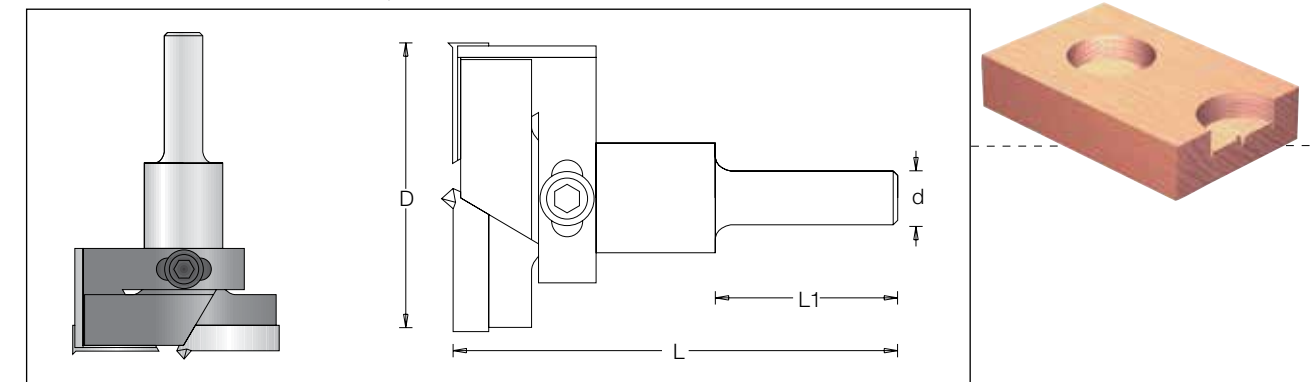


Code No.	øD	L1	L	ød
Complete	30.0-60.0	35	90	10

**!** With centering point two scorers, one fixed and one adjustable. Supplied with adjustable knife for range 30-45 mm. Additional knife for the 45-60 mm range and matching hexagon key.

 Knife #203 512 0 30-45	 Knife #203 520 0 45-60	 Allen screw #193 013 0 4.8x16	 Allen key #194 010 0 5/32
--	--	---	---



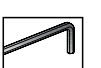
### 203 BM - Adjustable Cylinder Boring Bit for Bench Drilling Machine

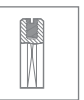
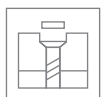
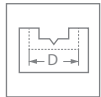


Code No.	øD	L1	L	ød
Complete	60.0-80.0	40	100	12.7

**!** With centering point two scorers, one fixed and one adjustable covering the range of 60-80 mm. Supplied with matching hexagonal key.

Spare Parts:

 Knife #203 525 0 60-80	 Allen screw #193 010 0 6.3x19	 Allen key #194 007 0 3/16
--	---	---

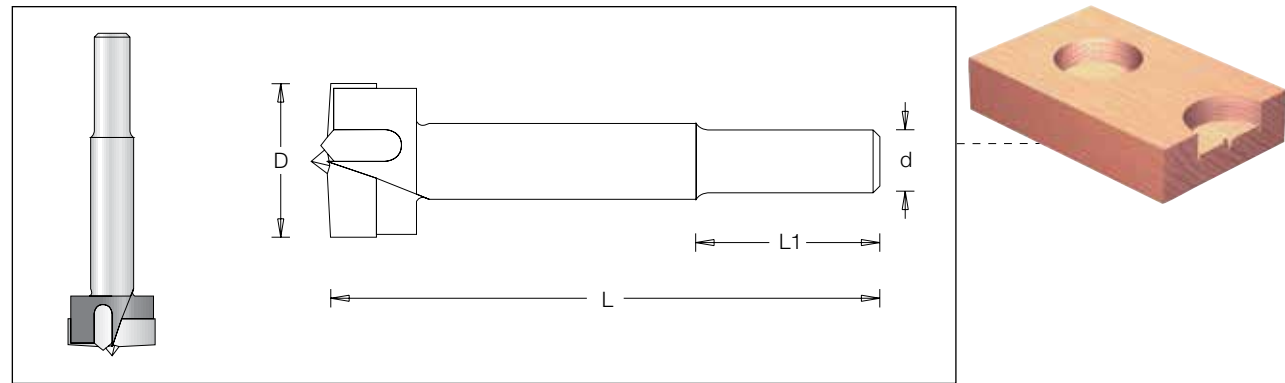




# Drills

## Multi Purpose Boring

### 203 B Cylinder Boring Bit



øD	Code No.	L1	L	ød
8	2033087	30	90	10
10	2033107	30	90	10
12	2033127	30	90	10
13	2033137	30	90	10
14	2033147	30	90	10
15	2033157	30	90	10
16	2033167	30	90	10
17	2033177	30	90	10
18	2033187	30	90	10
19	2033197	30	90	10
20	2033207	30	90	10
21	2033217	30	90	10
22	2033227	30	90	10
23	2033237	30	90	10
24	2033247	30	90	10
25	2033257	30	90	10
26	2033267	30	90	10
27	2033277	30	90	10
28	2033287	30	90	10
29	2033297	30	90	10
30	2033307	30	90	10
31	2033317	30	90	10
32	2033327	30	90	10
33	2033337	30	90	10
34	2033347	30	90	10
35	2033357	30	90	10
36	2033367	30	90	10
37	2033377	30	90	10
38	2033387	30	90	10
39	2033397	30	90	10
40	2033407	30	90	10
42	2033427	38	90	10
45	2033457	38	90	10
48	2033487	38	90	10
50	2033507	38	90	10
55	2033557	38	90	10
58	2033587	38	90	10
60	2033607	38	90	10

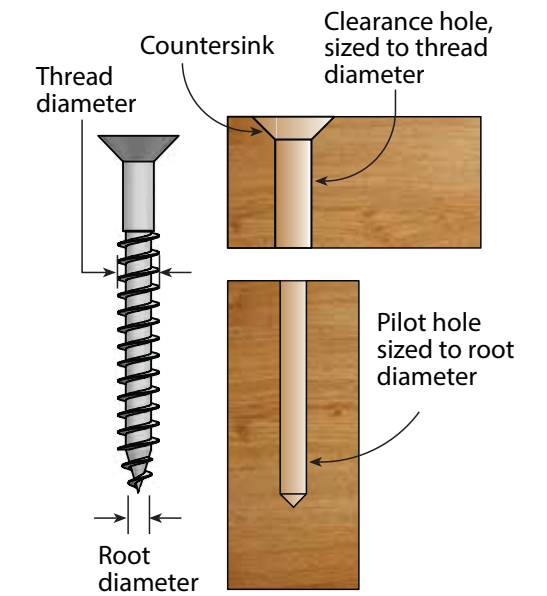
# Drills

## Counter Sinking & Plug maker

### Joining Wood with Screws

When joining 2 pieces of wood using screws, it is essential to pre-drill and countersink in order to achieve an esthetic and long lasting finish.

- Pilot hole - in the bottom board.
  - Clearance hole and Countersink - in the top board.
- The pilot hole diameter should roughly match the root diameter of the screw. It can be slightly smaller for softwood.
- The clearance hole should be slightly larger than the diameter of the threads. For decking jobs, it is not usually necessary to pre-drill the bottom board, as it will always be hidden from view.



**Countersink & Stop for a long lasting perfect joint.**



Drills

Drills



CNC & Automatic Machines



CNC & Automatic Machines



Multi Purpose Boring



Multi Purpose Boring



Slot Mortising



Slot Mortising



Counter Sinking & Plug maker



Counter Sinking & Plug maker



Dirose



Dirose

# Drills

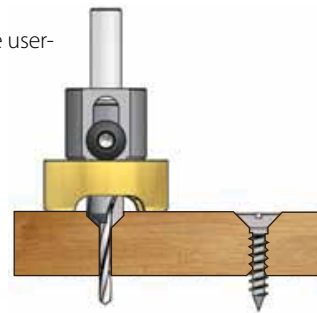
## Counter Sinking & Plug maker

### For Clean Surface and Simple Depth Control. No Scratches! No Burn Marks!

Unique adjustable depth-stops, developed for quick and easy adjustment of the countersink depth. The user-friendly design enables easy control of the drill length and its replacement.

Disassembly of the Depth-Stop is not needed.

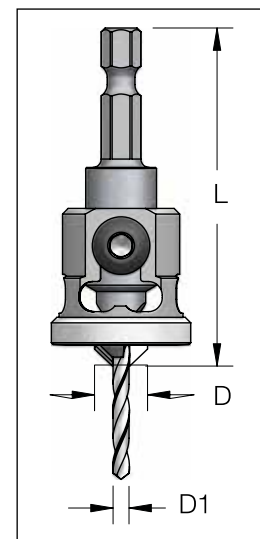
Special double-sided hex key (1/8" x 4) included.




### Countersink with Low Friction Depth-Stop

Antifriction polymer collar.

1/4" HEX shank. Slow Spiral HSS drill included.



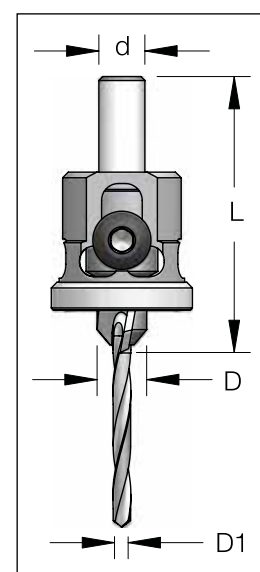
D1	D	Code No.	L
3.2	9.5	2027050	60
3.6	12.7	2027060	60
4.0	9.5	2027070	60
5.0	12.7	2027100	70
6.0	12.7	2027110	70




### Countersink with Low Friction Depth-Stop

Antifriction polymer collar.

Round shank. Slow Spiral HSS drill included.



D1	D	Code No.	L	d
3.2	9.5	2027635	49	8
3.2	12.7	2027645	51	8
4.0	10	2027675	50	8
4.8	12.7	2027706	51	9.5
5.0	12	2027726	51	9.5
6.0	12.7	2027736	51	9.5



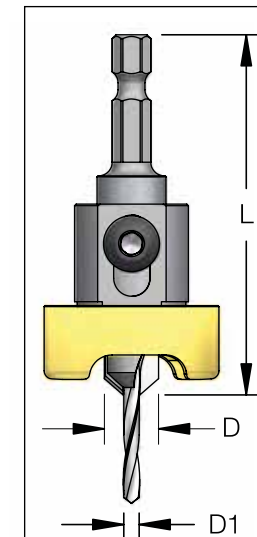
# Drills

## Counter Sinking & Plug maker


### Countersink with Depth Stop-PRO

Non-Friction metal stopper with thrust ball bearing.

Assures a strong and long lasting tool. Efficient and easy chip evacuation Quick-Change 1/4" (6.3mm) HEX shank. HSS drill included.



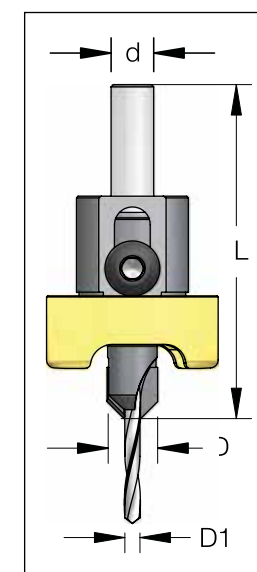
D1	D	Code No.	L
3.2	9.5	2027210	66
3.6	9.5	2027220	66
4.0	9.5	2027230	66
4.4	12.7	2027240	70



### Countersink with Depth Stop-PRO

Non-Friction metal stopper with thrust ball bearing.

Assures a strong and long lasting tool. Efficient and easy chip evacuation Quick-Change 1/4" (6.3mm) HEX shank. HSS drill included.



D1	D	Code No.	L	d
5.0	12	2020917	65	10
6.0	12.7	2020927	65	10



Drills

Drills



CNC & Automatic Machines



Multi Purpose Boring



Slot Mortising



Counter Sinking & Plug maker



Dirose



CNC & Automatic Machines



Multi Purpose Boring



Slot Mortising



Counter Sinking & Plug maker



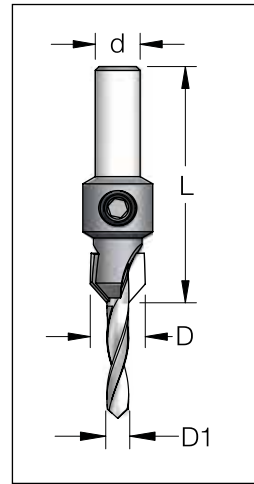
Dirose

# Drills

## Counter Sinking & Plug maker

### Carbide Tipped Countersink

Slow Spiral HSS drill included.  
Round shank.



D1	D	Code No.	L	ød
2.4	8.0	2021250	43	8.0
3.2	8.0	2021280	43	8.0
3.2	9.5	2021300	44	8.0
3.2	12.7	2021330	43	8.0
3.6	10.0	2021350	43	8.0
4.0	10.0	2021400	43	8.0
4.4	10.0	2021450	49	8.0
4.8	12.7	2021550	47	9.5
5.0	12.0	2021580	51	9.5
5.6	12.7	2021530	49	9.5
6.0	12.7	2021600	47	9.5
6.3	12.7	2021650	47	10.0
6.3	13.5	2021630	47	10.0

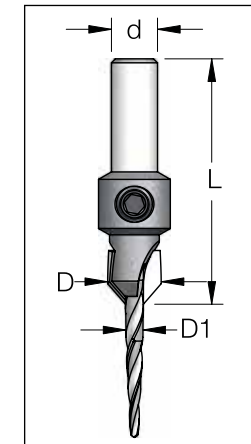


# Drills


## Counter Sinking & Plug maker

### Carbide Tipped Countersink

Taper Point HSS drill included.  
Round shank.

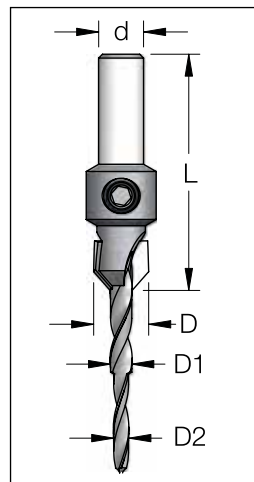


D1	D	Code No.	L	ød
3.2	9.5	2021300	44	8.0



### Carbide Tipped Countersink

Stepped HSS drill included. Round shank.

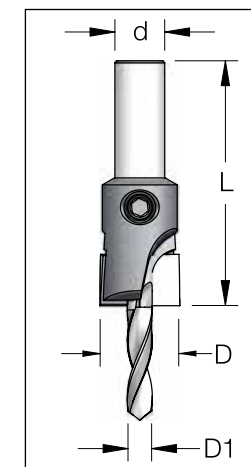


D1	D2	D	Code No.	L	ød
3.6	2.4	10.0	2022515	44	8.0
5.0	3.5	12.0	2022546	51	9.5



### Carbide Tipped Counterbore (Flat Bottom)

Slow Spiral HSS drill included. Round shank.



D1	D	Code No.	L	ød
3.2	9.5	2022705	48	8.0
4.8	12.7	2022736	48	9.5
5.6	12.7	2022746	48	9.5
6.0	12.7	2022756	48	9.5
6.3	12.7	2022766	48	9.5



Drills

Drills



CNC & Automatic Machines



Multi Purpose Boring



Slot Mortising



Counter Sinking & Plug maker



Dirose



CNC & Automatic Machines



Multi Purpose Boring



Slot Mortising



Counter Sinking & Plug maker



Dirose

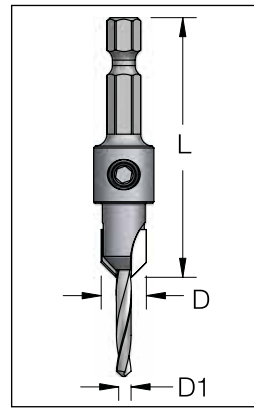


# Drills


## Counter Sinking & Plug maker

### Carbide Tipped Countersink

HSS drill included. Quick-Change 1/4" (6.3mm) HEX shank.

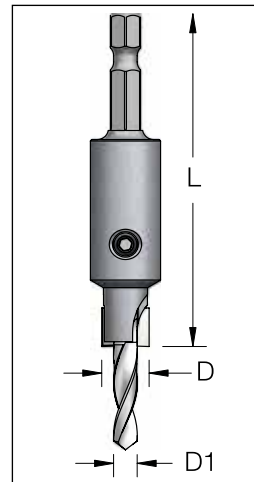


D1	D	Code No.	L
2.4	9.5	2020410	54
2.8	9.5	2020430	54
3.2	9.5	2020150	54
3.6	12.7	2020450	54
4.0	9.5	2020460	54
4.8	12.7	2020470	70
5.0	12.7	2020480	70
6.0	12.7	2020490	70
6.0	15.0	2020500	70

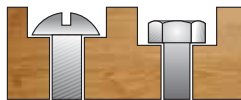


### Carbide Tipped Counterbore

Slow Spiral HSS drill included. Quick-Change 1/4" (6.3mm) HEX shank.

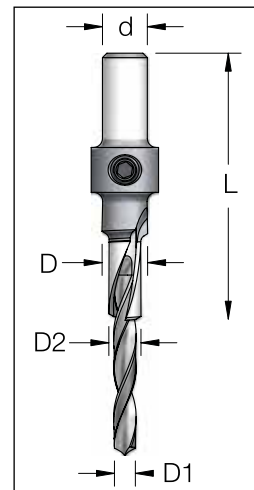


D1	D2	Code No.	L
4.8	12.7	2020560	70
6.3	12.7	2020590	70



### 3 Steps Drill for Laminated Chipboard

Countersink \*DHN treated. Slow Spiral HSS drill included. Round shank.



D1	D2	D	Code No.	L	ød
3.5	5.0	7.0	2026057	60	10
5.0	7.0	10.0	2026107	60	10

\* DHN - Advanced surface treatment for extended life

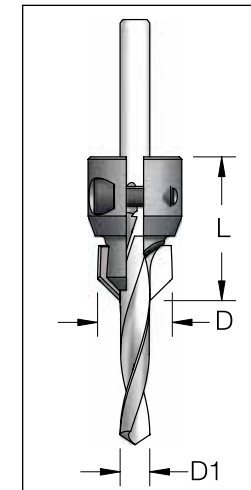


# Drills


## Counter Sinking & Plug maker

### Dicount - Multi Diameter Countersink

Slow Spiral HSS drill included. One tool fits over drills of different sizes

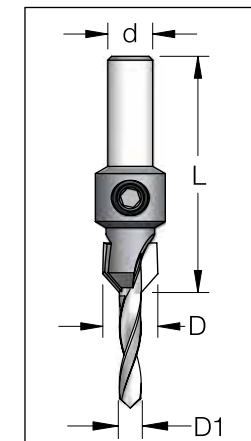


D1	D	Code No.	L
3.0 - 7.2	11.3 - 15.3	2020000	32



### Carbide Tipped Countersink

Slow Spiral HSS drill included. Round shank.

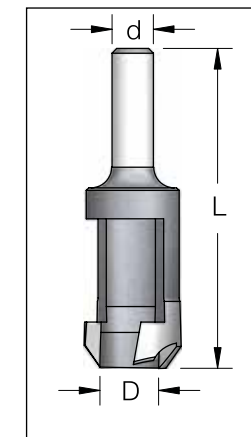


D1	D	Code No.	L	ød
3.0	10	2022305	48	8
3.2	10	2022325	48	8
3.5	10	2022355	48	8
3.6	10	2022365	48	8
4.0	10	2022405	48	8
4.4	10	2022455	48	8
5.0	10	2022505	48	8



### Plug Cutters - Self Ejecting

Heat-treated and DHN treated. One Flute. For best results use drill press. Quick-Change 1/4" (6.3mm) HEX Shank.



D1	Code No.	L	ød
9.5	2034055	61	8
10.0	2034015	61	8
12.0	2034065	61	8
12.7	2034025	61	8
16.0	2034037	75	10
19.0	2034047	75	10



CNC & Automatic Machines



Multi Purpose Boring



Slot Mortising



Counter Sinking & Plug maker



Dirose



CNC & Automatic Machines



Multi Purpose Boring



Slot Mortising



Counter Sinking & Plug maker



Dirose

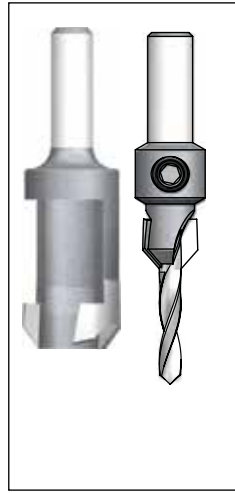
# Drills

## Counter Sinking & Plug maker


### Countersink & Plug Set

Includes TCT countersink bits with different drill diameters and a 10mm plug cutter, which fits with all countersinks.

Round shanks 8mm.



øD	D	Set No.
3.5	10	2023355
4.0	10	2023405
5.0	10	2023505

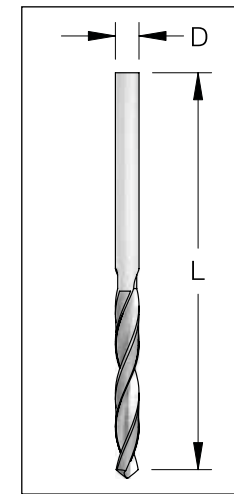


# Drills

## Counter Sinking & Plug maker

### HSS Drills

DIN 338. M2 Fully ground. Round shanks 8mm.

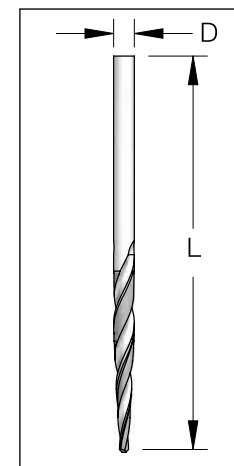


øD	Set No.	L
3.2	440071	65
3.6	440082	70
4.0	440094	75
4.8	440119	86
5.0	440125	86
5.6	440143	93
6.0	440155	93
6.3	440164	101

### HSS Taper Point Drills

M2 Fully ground.

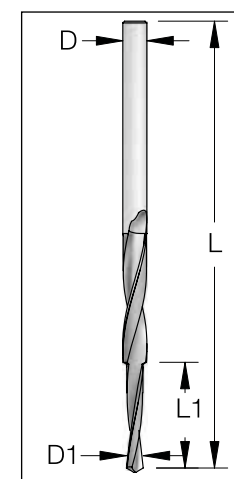
Unique solution for one drilling operation of: Pilot hole + Clearance hole.



øD	Set No.	L
2.4	443001	75
3.2	443003	70
3.6	443004	73
4.0	443005	80
4.8	443007	89
5.0	443008	89
6.0	443010	98

### HSS Stepped Drills

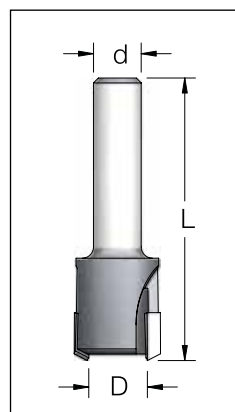
M2 Fully ground.




D	D1	Code No.	L	L1
2.4	3.6	445001	70	16
3.2	4.4	445003	80	22
5.0	7.1	445005	109	25

### Carbide Tipped Plug Cutters - 2 flutes

Drill press must be used.  
For making plugs up to 16mm Long.



D1	Code No.	L	ød
9.5	2020603	58	6
12.7	2020659	65	12



CNC & Automatic Machines



Multi Purpose Boring



Slot Mortising



Counter Sinking & Plug maker



Dirose



CNC & Automatic Machines



Multi Purpose Boring



Slot Mortising

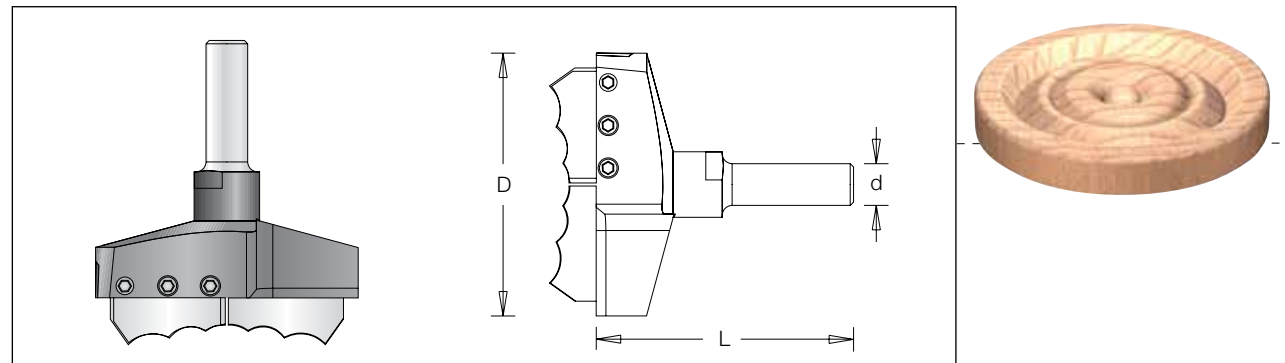


Counter Sinking & Plug maker



Dirose

## Dirose™ Profile for Rosettes.

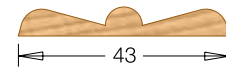


	øD	Code No.	L	ød
Dirose	79.6	1800019 ■	81	12

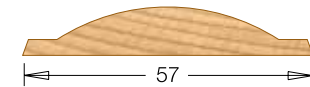
Spare Parts:

⚠ Check that the speed is suitable for the type of wood being worked:  
 MDF: 3000-6000 RPM  
 Soft Wood: 3000-6000 RPM  
 Hard Wood: 1500-2000 RPM

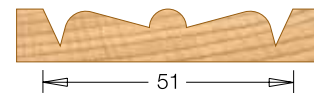
1800010 \*



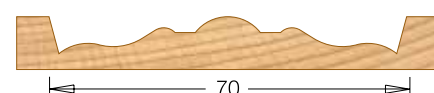
1800040



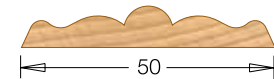
1800010



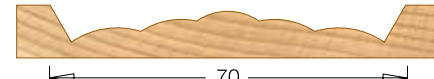
1800050



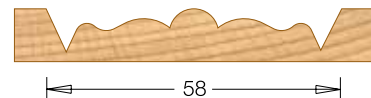
1800020 \*



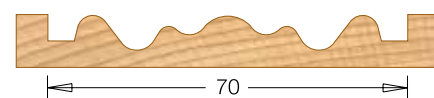
1800060



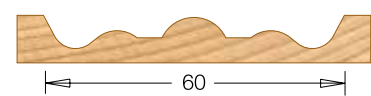
1800020



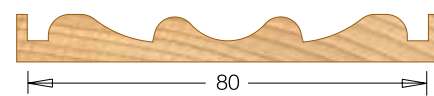
1800070



1800030

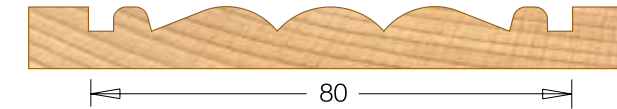


1800080

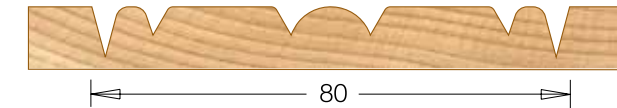


⚠ \* With this knife it is possible to execute both a depressed rosette in the wood and a protruding rosette (button) for gluing.

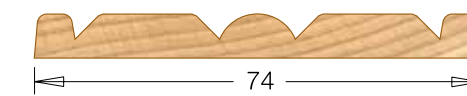
1800090



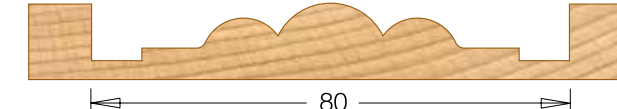
1800100



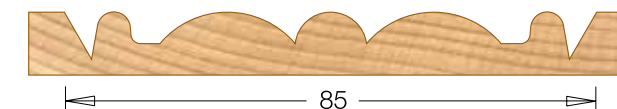
1800100 \*



1800110



1800120



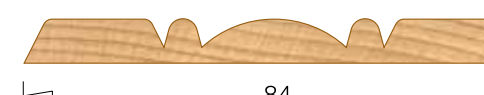
1800120 \*



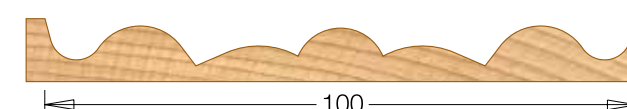
1800130



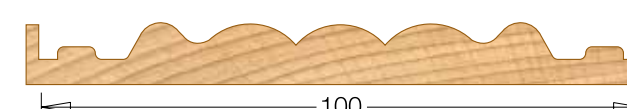
1800130 \*



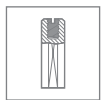
1800140



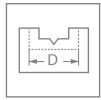
1800150




⚠ \* With this knife it is possible to execute both a depressed rosette in the wood and a protruding rosette (button) for gluing.



CNC & Automatic Machines



Multi Purpose Boring



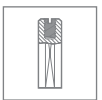
Slot Mortising



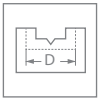
Counter Sinking & Plug maker




Dirose



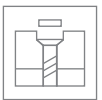
CNC & Automatic Machines



Multi Purpose Boring



Slot Mortising



Counter Sinking & Plug maker

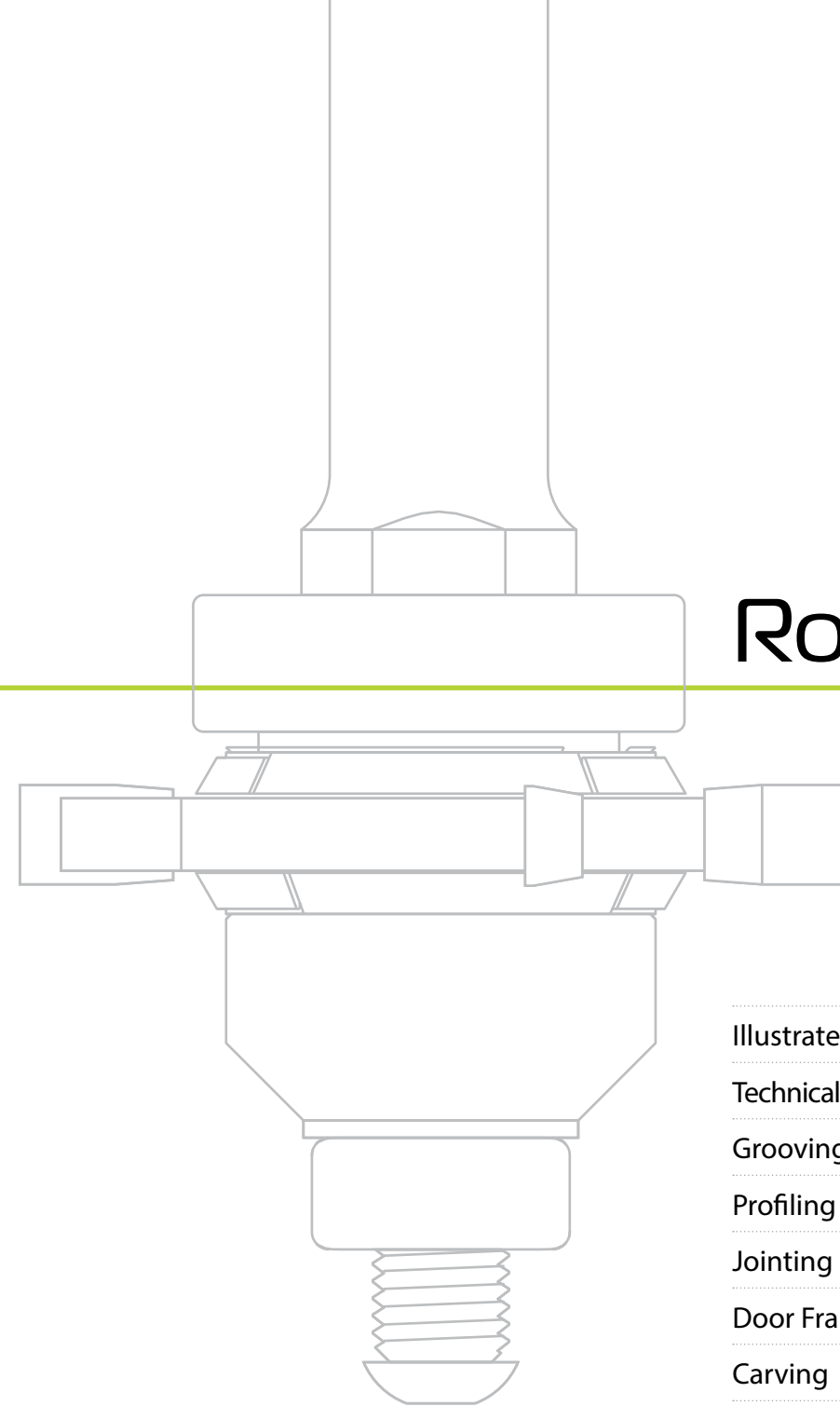


Dirose



# Router Bits

## Routing INDEX

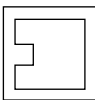


The most comprehensive range of router bits available to the industrial and professional markets.

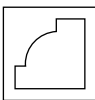
- Exclusive **Dnamic** grade carbide
- High quality steel alloy
- Unique grinding process enhances precision and quality

Advanced manufacturing process, using cutting-edge technology in router bit manufacturing for optimal cutting and extended tool life.

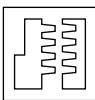
Illustrated Visual Index	228	230
Technical Information	231	
Grooving & Sizing	232	- 253
Profiling & Chamfering	254	- 296
Jointing & Rebating	300	- 306
Door Frame & Panel	307	- 322
Carving	323	
Ball Bearing Parts	324	- 325



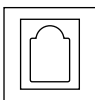
Grooving & Sizing



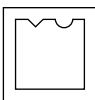
Profiling & Chamfering



Jointing & Rabbing



Door Frame & Panel



Carving

# Router Bits

Index

# Router Bits

Index

Router Bits

Router Bits

#1010	#1011	#E1013	#1019	#102
246-248	246	248	246, 249	257-260

#1030	#1040	#1041	#1042	#1043	#1050	#1052	#1053, E1053	#1060	#1062	#E1063	#S01063
250	299	253	300	253	252	251	251, 323	261-262, 264	263	264	323

#1066	#107	#1072	#1073, #E1073
270	232 - 238	240	241 - 243, 245 - 246

#1078	#1080	#1082-3	#1084	#1086	#1089	#1090	#E1093	#1092
253	303, 305-306	303	304-305	304	306	272	259, 276	276, 308

#1092	#E1093	#1100	#1120	#E1123	#1130	#1133	#1140	#1141	#1144	#E1143
308	259, 276	250	278	277	279	278	314	241, 250	314	297

#1143	#1150	#1160	#1170	#1171	#1173	#118	#1190	#1340	#1210	#1220	#1221
298	251	257	265	266	268	256	273	281	282	311	310

#1222	#1224	#1229	#1230	#1241	#1240
310	313	311 - 312	310	285	284-285

#1242	#1243	#1250	#1260	#1270	#1280	#1290	#1291	#1300
285	284, 287, 288	241	244	267	268	309	309	268

#1210	#1312	#1320	#1330	#1340	#1350	#1352	#1360	#1363	#1370	#1473	#1373	#E1383
282	269	290	278, 307	281	283	269	279	280	270	266	266	281

#1380	#1390	#1410	#1420	#1430	#1432	#1434	#1433
280	282	258	320	315	322	316	317

#1440	#1450
320	315-321

#1450	#1460	#1470	#1480	#1490
315-321	271	270	289	300, 301, 307

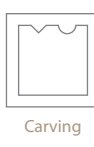


#1490						#1560				
300, 301, 307						281, 290-295				

#1560					#1563			#1570	#1580	#1583	#1584	#1620
281, 290-295					291-293			282	286	286	287	289

#1622	#1623	#1630			#1640	#1650				#1670
289	288	296			240	294, 308-309				300

#1681	#1682	#174	#2034	#5588	#808
302	302	245	322	277	254



### Materials

**High Strength Steel:** Dimar tools are produced from high quality alloy steels. The exact steel type is selected based on application and tool size. Steel bars are provided by leading European suppliers selected to provide optimal performance as well as superior resistance from fatigue and abrasion.

**Special Carbide Grades:** Straight bit tools are produced using our exceptionally hard Dnamic Carbide was developed in-house by Dimar and has become an industry-leading technology.

**Ball Bearing:** The ball bearings used in our tools sealed for dust protection. Bearings are of the highest possible standards to assure long life and smooth operation.



### Production

**Brazing:** Dimar has developed an optimal brazing process designed to provide consistency with an exceptionally tight control over brazing parameters. This control is a crucial requirement for the use of ultra-hard sub-micron carbide grades, such as those used to produce our new DnamicX2 router bits.

**Grinding:** Another innovation developed in-house by Dimar is 5-axis grinding fully integrated with a digital in-process gauging system. Extreme accuracy is gained as the tool is measured in a single set-up and adjustments are made to reduce dimensional tolerances at the lowest possible level. The result is a bit that leads the industry in performance and longevity.

**Balance:** All large diameter router bits are dynamically balanced according to ISO 1940-1:2003 which specifies the tolerances for balance and verification processes. This procedure ensures the quality and safety of the tool.

### Safety By Design

**EN847 Standard:** Our router bits are produced in compliance with the EN847 standard.



EN847-1  
EN847-2

**Chip Limiter:** Router bits larger than 16mm in diameter incorporate a chip limited which does not exceed 1.1mm. This also prevents tearing of the material being cut and is a safety enhancement for the user. Should these bits be used on a CNC machine they should never exceed a feed rate of 4 m/min.

**R.P.M.:** We clearly define the maximum R.P.M. and all critical dimensions by laser engraving on the shank.

**Tool Clamping:** Every tool is marked for the exact location of chucking in the tool holder.



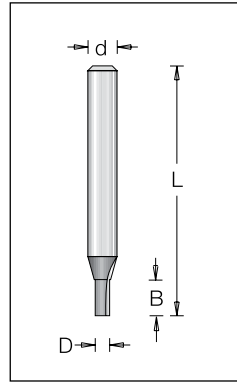
Dimar offers tools with the following shank sizes: 6mm, 8mm, 12mm, 1/4", 1/2".  
6mm and 1/4" shanks are 28.6mm in length. 8mm shanks are 32mm long while 12mm and 1/2" shank sizes are 38.1mm length.



# Router Bits

Grooving & Sizing

## Straight Bit - Shank 6mm



øD	B	Code No.	L	ød
2.4	6.3	1075003*	30.1	6
3.1	11.1	1075013*	50.8	6
4.0	11.1	1075043*	50.8	6
4.7	11.1	1075073*	50.8	6
5.5	15.8	1075063*	55.5	6
	19.0	1075053	50.8	6
	12.7	1075093	50.8	6
	15.8	1075203	47.6	6
6.3	19.0	1075103	50.8	6
	25.4	1075133	57.0	6
	25.4	1075143	73.0	6
7.1	19.0	1075163	50.8	6
	25.4	1075193	57.0	6
8.0	19.0	1075223	50.8	6
	25.4	1075253	57.0	6
	19.0	1075283	50.8	6
9.5	25.4	1075313	57.0	6
	31.7	1075343	63.5	6
11.0	25.4	1075403	57.0	6
	19.0	1075433	50.8	6
12.7	25.4	1075463	57.0	6
	31.7	1075493	63.5	6
15.8	25.4	1075583	57.0	6
17.5	19.0	1075613	50.8	6
19.0	19.0	1075643	50.8	6
	25.4	1075653	57.0	6
20.6	19.0	1075673	50.8	6
22.2	19.0	1075703	50.8	6
25.4	19.0	1075733	50.8	6

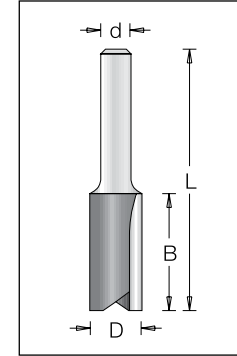
■ Available upon request



# Router Bits

Grooving & Sizing

## Straight Bit - Shank 6mm



øD	B	Code No.	L	ød
1.3	4.5	1078333*	47	6
1.5	4.5	1078343*	47	6
2.0	6.5	1078353*	47	6
2.5	8.0	1070123*	48	6
	8.0	1078013*	41	6
	8.0	1078023*	55	6
3.0	11.0	1070013*	51	6
	11.0	X1070013*	60	6
4.0	11.0	1070043*	51	6
5.0	11.0	1070073*	51	6
	16.0	1070083*	56	6
	16.0	1070113	48	6
6.0	19.0	1070103	51	6
	25.0	1070133	57	6
6.5	25.0	1070173	57	6
7.0	19.0	1070163	51	6
	25.0	1070193	57	6
8.0	19.0	1070223	51	6
	25.0	1070253	57	6
9.0	19.0	1070273	51	6
	19.0	1070283	51	6
10.0	25.0	1070313	57	6
	32.0	1070343	64	6
11.0	25.0	1070403	57	6
	19.0	1070433	51	6
12.0	25.0	1070463	57	6
	32.0	1070493	64	6
13.0	19.0	1070563	51	6
	32.0	1070423	64	6
14.0	19.0	1070583	51	6
15.0	19.0	1070653	51	6
	19.0	1070673	51	6
16.0	25.0	1070703	57	6
	32.0	1070723	64	6
18.0	19.0	1070793	51	6
18.2	19.0	1070863	51	6
19.0	19.0	1070883	51	6
	25.0	1070893	57	6
20.0	19.0	1071003	51	6
21.0	19.0	1071083	51	6
22.0	19.0	1071093	51	6
25.0	19.0	1071183	51	6

■ Available upon request

⚠ \* Solid Carbide.



Router Bits

Router Bits



Grooving & Sizing



Profiling & Chamfering



Jointing & Rabbeting

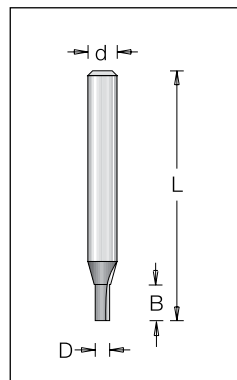


Door Frame & Panel



Carving

## Solid Carbide Straight Bit - Shank 6mm



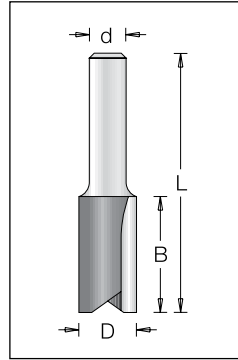
øD	B	Code No.	L	ød
3	11	SO1070013	60	6
4	11	SO1070043	60	6
5	11	SO1070073	60	6
6	19	SO1070103	60	6



# Router Bits

Grooving & Sizing

## Straight Bit - Shank 8mm



øD	B	Code No.	L	ød
3.0	11	1070015*	51	8
4.0	11	1070045*	51	8
5.0	11	1070075*	51	8
	16	1070085*	51	8
6.0	19	1070105*	57	8
	25	1070135	63	8
7.0	19	1070165	57	8
	19	1070225	57	8
8.0	25	1070255	63	8
	25	L1070255	80	8
	19	1070285	51	8
10.0	25	1070315	57	8
	32	1070345	64	8
	32	L1070345	80	8
11.0	19	1070375	51	8
	25	1070405	57	8
	19	1070435	51	8
	25	1070465	57	8
12.0	32	1070495	64	8
	32	L1070495	80	8
	42	1070445	75	8
13.0	19	1070565	51	8
	19	1070585	51	8
14.0	19	L1070585	70	8
	25	1070615	57	8
15.0	19	1070655	51	8
	19	1070675	51	8
16.0	25	1070705	57	8
	25	L1070705	85	8
18.0	19	1070795	51	8
	19	L1070795	70	8
19.0	19	1070885	51	8
20.0	19	1071005	51	8
	19	L1071005	70	8
22.0	19	1071095	51	8
	19	L1071095	70	8
24.0	19	1071195	51	8
25.0	19	1071185	51	8
26.0	19	1071315	51	8
28.0	19	1071265	51	8

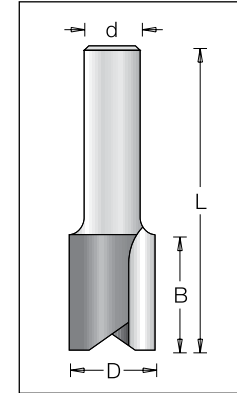
⚠ \* Solid Carbide.



# Router Bits

Grooving & Sizing

## Straight Bit - Shank 12mm



øD	B	Code No.	L	ød
4.0	11	1070049*	63	12
5.0	11	1070079*	60	12
6.0	19	1070109*	64	12
7.0	19	1070169	63	12
8.0	19	1070229	63	12
	25	1070259	69	12
	19	1070289	63	12
10.0	25	1070319	69	12
	32	1070349	76	12
	25	1070469	66	12
12.0	32	1070499	73	12
	38	1070529	79	12
	51	1070559	108	12
13.5	32	1070579	73	12
14.0	25	1070619	66	12
15.0	25	1070649	66	12
	25	1070709	66	12
16.0	32	1070739	73	12
	38	1070769	79	12
16.7	32	1070779	73	12
18.0	32	1070859	73	12
	51	1070829	92	12
19.0	25	1070919 ■	66	12
	38	1070979	79	12
	25	1071039	66	12
20.0	32	1071069	73	12
	51	1070989	92	12
22.0	32	1071159	73	12
	51	1071209	92	12
24.0	19	1071199	60	12
	25	1071219 ■	66	12
25.0	32	1071249	73	12
	38	1071279 ■	79	12
27.0	32	1071289	73	12
28.6	32	1071299	73	12
30.0	25	1071309	66	12
	32	1071339	73	12
35.0	25	1071369	66	12
40.0	25	1071429	66	12
	32	1071459	73	12

■ Available upon request

⚠ \* Solid Carbide.



Grooving & Sizing



Profiling & Chamfering



Jointing & Rabbeting



Door Frame & Panel



Carving



Grooving & Sizing



Profiling & Chamfering



Jointing & Rabbeting



Door Frame & Panel

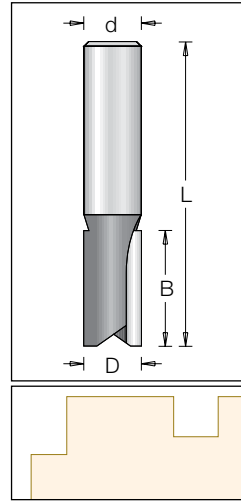


Carving

# Router Bits

Grooving & Sizing

## Straight Bit - Shank 12mm



øD	B	Code No.	L	ød
6.3	12.7	1075099*	57.0	12
	19.0	1075109*	63.5	12
6.3	25.4	1075139	70.0	12
	19.0	1075229	63.5	12
8.0	25.4	1075259	70.0	12
	19.0	1075289	63.5	12
9.5	25.4	1075319	70.0	12
	31.7	1075349	76.2	12
	25.4	1075409	70.0	12
11.1	25.4	1075469	66.7	12
	31.7	L1075499	81.0	12
	38.0	1075829	79.0	12
12.7	50.8	1075839	108.0	12
	63.5	1075849	114.3	12
	31.7	1075859	73.0	12
14.2	25.4	1075589	66.7	12
	31.7	1075889	73.0	12
	38.0	1075919	79.3	12
15.8	50.8	1075929	92.0	12
	31.7	1075949	73.0	12
	25.4	1075979	66.7	12
19.0	31.7	1076009	73.0	12
	38.0	1076039	79.3	12
	50.8	1076049	92.0	12
19.8	31.7	1075669	73.0	12
	31.7	1076099	73.0	12
	25.4	1076129	66.7	12
22.2	31.7	1076159	73.0	12
	25.4	1076189	66.7	12
	31.7	1076219	73.0	12
25.4	38.0	1076249	79.3	12
	50.8	1076259	92.0	12
	31.7	1076309	73.0	12
31.7	25.4	1076339	66.7	12
	31.7	1076369	73.0	12
	38.0	1076379	73.0	12
42.1	31.7	1076429	73.0	12
44.4	31.7	1076459	73.0	12
47.6	31.7	1076489	73.0	12
50.8	31.7	1076499	73.0	12

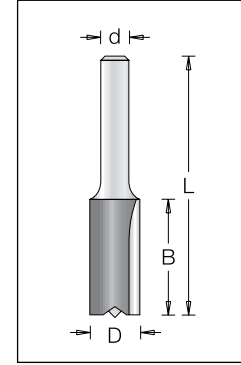
■ Available upon request  
 \* Solid Carbide.  
 L- Left Hand Roughtion



# Router Bits

Grooving & Sizing

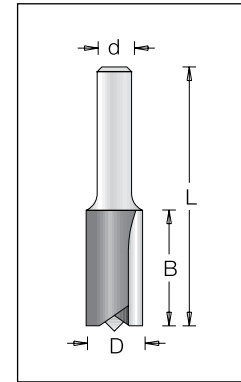
## Straight Bit with Center Tip - Shank 6mm



øD	B	Code No.	L	ød
9.5	25.4	1074313	5.07	6
	31.7	1074343	63.5	6
12.7	19	1074433	50.8	6
	25.4	1074453	66.0	6
	25.4	1074463	54.0	6
22.2	19	1074703	50.8	6
25.4	19	1074733	50.8	6



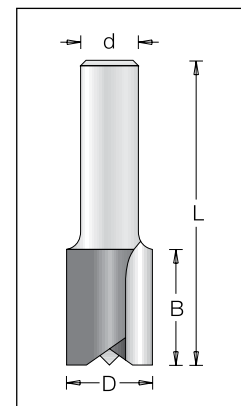
## Straight Bit with Center Tip - Shank 8mm



øD	B	Code No.	L	ød
8	19	1077225	57	8
10	19	1077285	51	8
	19	1077435	51	8
12	25	1077465	57	8
	32	1077495	63	8
16	19	1077675	51	8
	25	1077705	57	8
18	19	1077795	51	8
20	19	1077005	51	8



## Straight Bit with Center Tip - Shank 12mm



øD	B	Code No.	L	ød
8	19	1077229	63	12
10	19	1077289	63	12
12	25	1077469	67	12
	38	1077529	79	12
14	51	1077559	108	12
	25	1077619	67	12
15	25	1077649	67	12
	19	1077679	61	12
16	25	1077709	67	12
	38	1077769	79	12
17	25	1077789	65	12
18	25	1077849	67	12
19	25	1077899	67	12
20	25	1077039	67	12



Router Bits



Grooving & Sizing



Profiling & Chamfering



Jointing & Rabbeting



Door Frame & Panel



Carving

Router Bits



Grooving & Sizing



Profiling & Chamfering



Jointing & Rabbeting



Door Frame & Panel



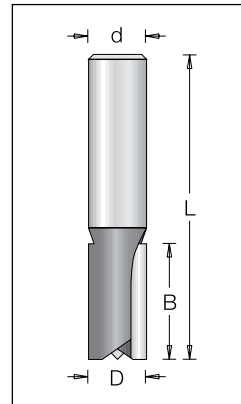
Carving



# Router Bits

Grooving & Sizing

## Straight Bit with Center Tip - Shank 12mm



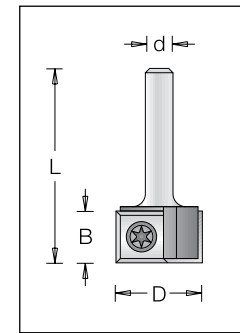
øD	B	Code No.	L	ød
9.5	31.7	1074349	76.2	12
	25.4	1074469	66.7	12
12.7	31.7	1074499	73.0	12
	38.0	1074829	79.3	12
	50.8	1074839	108.0	12
16	31.8	1074889	73.0	12
	50.8	1074929	95.0	12
16.9	25.0	1074569	66.0	12
19	25.4	1074659	67.0	12
22.2	31.8	1074159	73.0	12
25.4	25.4	1074189	67.0	12
41.3	25.4	1077399	67.0	12
44.5	31.8	1077459	73.0	12
47.6	31.8	1077489	73.0	12



# Router Bits

Grooving & Sizing

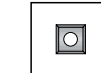
## Flush Trimming Bit



øD	B	Code No.	L	ød
18	12	1073015	44	8
20	12	1073023	44	6
	12	1073025	45	8
22	12	1073033	44	6
	12	1073039	50	12



Spare Parts:



T.C. Blade  
#310 121 2  
12x12x1.5

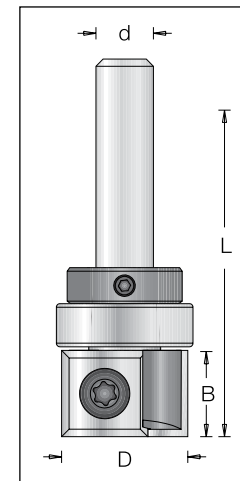


Torx screw  
#193 148 2  
M4x5.6



Torx key  
#194 101 5  
T15

## Straight Bit - Template Profile



øD	Code No.	B	L	ød
19	1073415	12	52.5	8
19	1073915	20	61.5	8
19	1073835	30	71.0	8



Spare Parts:



B=12 T.C. Blade  
#310 121 2  
12x12x1.5



Ball Bearing  
#191 025 0  
19x6x8



Torx screw  
#193 148 0  
M4x5.6

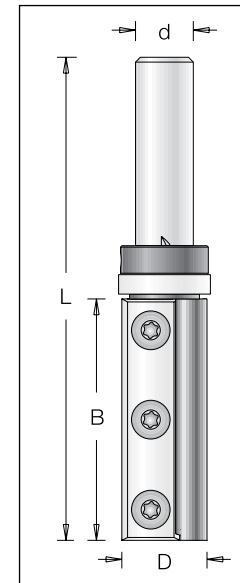


Torx key  
#194 101 5  
T15

B=20 #310 722 0  
19.6x12x1.5

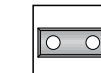
B=30 #310 723 0  
29.5x12x1.5

## Straight Bit - Template Profile



øD	B	Code No.	L	ød
19	50	1073899	101.6	12

Spare Parts:



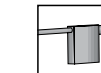
T.C. Blade  
#310 735 0  
50x12x1.7



D.Ball Bearing  
#191 020 0  
19x12.7x4

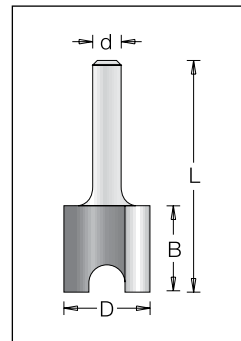


Torx screw  
#193 148 2  
M4x5.6




Torx key  
#194 101 5  
T15

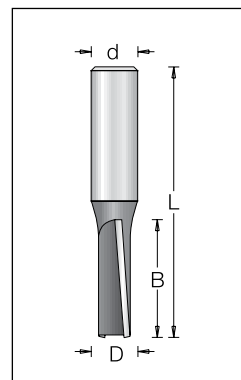
## Hinge Mortising Bit



øD	B	Code No.	L	ød
12.7	19.1	1110013	51	6
15.9	19.1	1110043	51	6
19.1	19.1	1110073	51	6
	19.1	1110075	51	8
31.8	19.1	1110129	58	12
	31.8	1110139	73	12



## Straight Bit - Down Shear Angle



øD	B	Code No.	L	ød
9.5	25.4	1075319S	70.0	12
	31.8	1075499S	73.0	12
12.7	38.0	1075829S	79.0	12
	50.8	1075839S	107.5	12

■ Available upon request



Grooving & Sizing



Profiling & Chamfering



Jointing & Rabbeting



Door Frame & Panel



Carving



Grooving & Sizing



Profiling & Chamfering



Jointing & Rabbeting



Door Frame & Panel

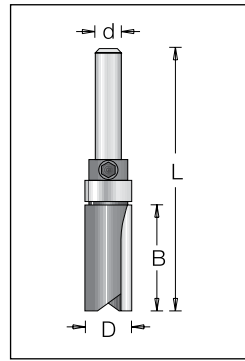


Carving

# Router Bits

## Grooving & Sizing

### Straight Bit - Template Profile

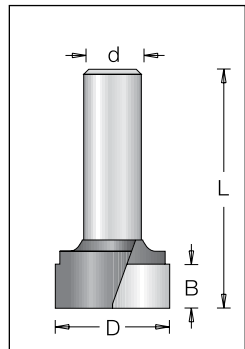


øD	B	Code No.	L	ød	
6.3	12.7	1072403	51	6.0	A
12.7	25.4	1072463	63	6.0	A
12.7	32.0	1072483	69	6.0	A
15.9	25.4	1072583	63	6.0	B
19.1	25.4	1072663	63	6.0	C
19.1	25.4	1072979	77	12.0	D
19.1	50.8	1072049	92	12.0	D
25.4	44.5	1072229	95	12.0	G
26.0	25.4	1072746	73	9.5	E
28.6	38.1	1072399	92	12.0	F
31.8	44.5	1072379	98	12.0	H

Spare Parts:

A.Ball Bearing #191 003 0 2.7x6.35x4.76	B.Ball Bearing #191 005 0 16x6.35x5	C.Ball Bearing #191 014 0 19.05 x6.35 x7.14	D.Ball Bearing #191 020 0 12.7x19x4
E.Ball Bearing #191 017 0 10x26x8	F.Ball Bearing #191 018 0 12.7x28.6x8	G.Ball Bearing #191 921 0 15x25.4x6	H.Ball Bearing #191 922 0 15x31.8 x8.5

### Bottom Cleaning Bit

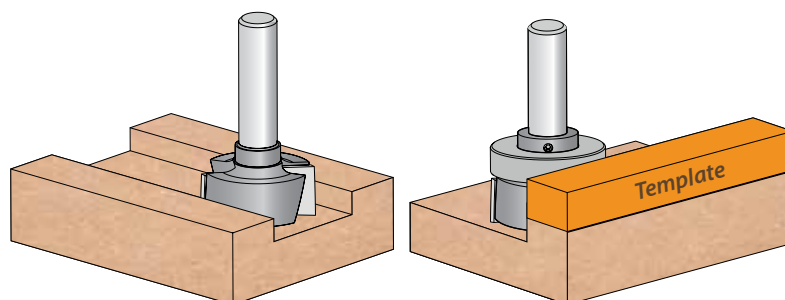


øD	B	Code No.	L	ød
19.1	11.1	1640073	57.0	6
	11.1	1640079	63.5	12
25.4	11.1	1640149	64.0	12
38.1	16.0	1640189	69.0	12

øD	B	Code No.	L	ød	
19.1	11.1	1642073	57.0	6	A
	11.1	1642079	63.5	12	B
25.4	11.1	1642149	64.0	12	C
38.1	16.0	1642189	69.0	12	D

Spare Parts:

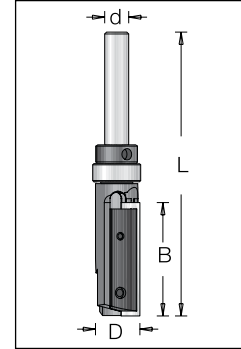
A.Ball Bearing #191 014 0 19x6.3x7	B.Ball Bearing #191 020 0 19x12.7x4	C.Ball Bearing #191 921 0 15x25.4x6	D.Ball Bearing #191 922 1 15x38.1x9



# Router Bits

## Grooving & Sizing

### Straight Bit - Template Profile



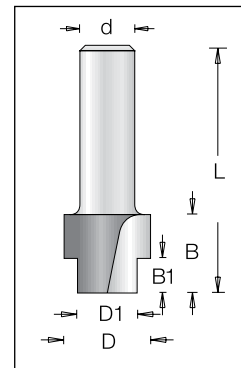
øD	Code No.	B	L	ød
12.7	1073633	30	80	6
19.0	1073599	30	81	12

■ Available upon request

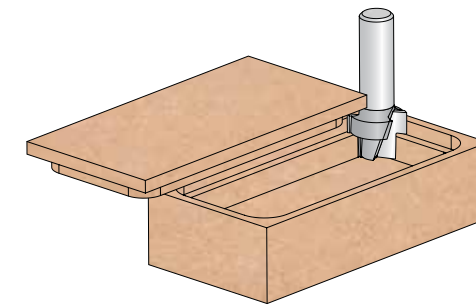
Spare Parts:

D=12.7 #310 751 2 12x7.5x1.5	#310 751 4 30x5.5x1.1	#199 213 4 L=27	#191 003 0 12.7x6.35x4.7	#193 404 4 M2x4	#193 400 0 M3x4	#194 110 0 T9	#194 008 1 S1.5
D=19 #310 121 2 12x12x1.5	#310 751 4 30x5.5x1.1	#199 089 0 L=30	#191 020 0 19.05x12.7x4	#193 404 0 M3.5x6	#193 404 1 M3.5x8	#194 101 5 T15	

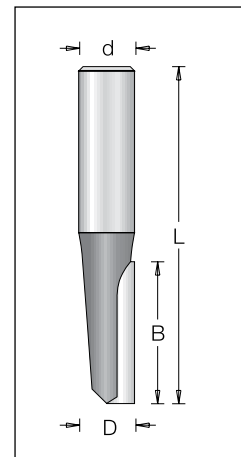
### Stepped Rebate Bit



øD	øD1	Code No.	B	B1	L	ød
19	9.5	1141083	19	6.3	47.6	6
19	12.7	1141093	15.9	6.3	50.8	6



### Straight Plunge Bit- Single Tooth



øD	B	Code No.	Z	L	ød
3.0	11.1	1250023*	1	51.0	6
3.2	11.1	1250013*	1	51.0	6
4.0	11.1	1250043*	1	51.0	6
4.8	11.1	1250073*	1	51.0	6
	12.7	1250103	1	51.0	6
6.3	19.1	1250133	1	51.0	6
	25.4	1250163	1	57.0	6
6.3	19.1	1250139	1	65.0	12
	25.4	1250169	1	68.5	12
7.9	19.1	1250199	1	63.5	12
	25.4	1250239	1	71.5	12
9.5	25.4	1250229	1	70.0	12
	31.8	1250259	1	76.0	12
	25.4	1250289	1	63.5	12
12.7	31.8	1250319	1	73.0	12
	38.1	1250349	1	79.0	12
	50.8	1250359	1	108.0	12

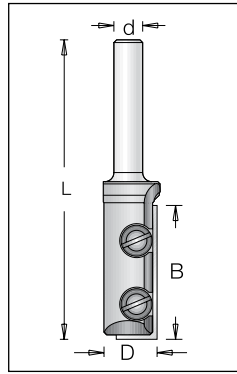
■ Available upon request



# Router Bits

Grooving & Sizing

## Straight Bit



øD	B	Code No.	L	ød
12	29.5	E1073815	66	8

### Spare Parts:



T.C. Blade  
#310 793 0  
29.5x9x1.5



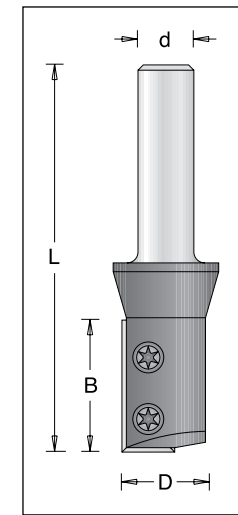
screw  
#193 035 5  
M3x4



# Router Bits

Grooving & Sizing

## Straight and Plunge Bit



øD	B	Code No.	L	ød
16.0	30	1073589	88	12
18.0	30	1073629	88	12
20.0	30	1073669	88	12
22.0	30	1073709	88	12
15.9	30	1073829	88	12

■ Available upon request

### Spare Parts:



T.C. Blade  
#310 723 0  
30x12x1.5



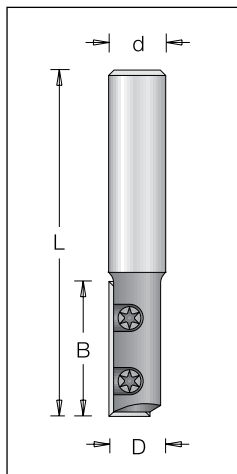
Torx screw  
#193 354 8  
M3.5x4.8



Torx key  
#194 101 5  
T15



## Straight and Plunge Bit



øD	B	Code No.	L	ød
12	30	1073509	77	12
14	30	1073549	77	12
15	30	1073559	77	12

### Spare Parts:



T.C. Blade  
#310 793 0  
9x30x1.5



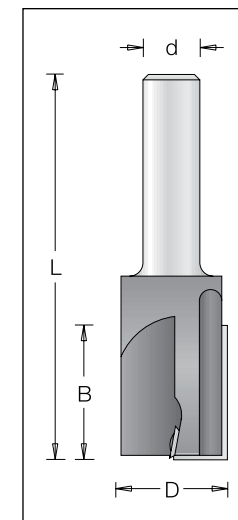
Torx screw  
#193 354 8  
M3.5x4.8



Torx key  
#194 101 5  
T15



## Straight and Plunge Bit



øD	B	Code No.	L	ød
25	30	1073789	86	12

### Spare Parts:



T.C. Blade  
#310 723 0  
30x12x1.5



T.C. Blade  
#310 751 2  
7.5x12x1.5



Torx screw  
#193 354 8  
M3.5x4.8



Torx screw  
#193 148 2  
M4x5.6



Torx key  
#194 101 5  
T15



Grooving & Sizing



Profiling & Chamfering



Jointing & Rabbeting



Door Frame & Panel



Carving



Grooving & Sizing



Profiling & Chamfering



Jointing & Rabbeting



Door Frame & Panel

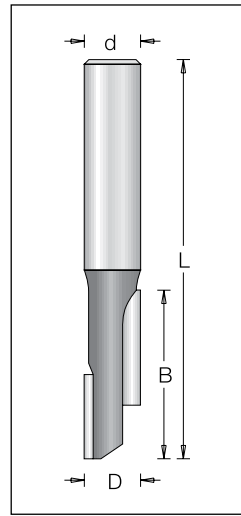


Carving

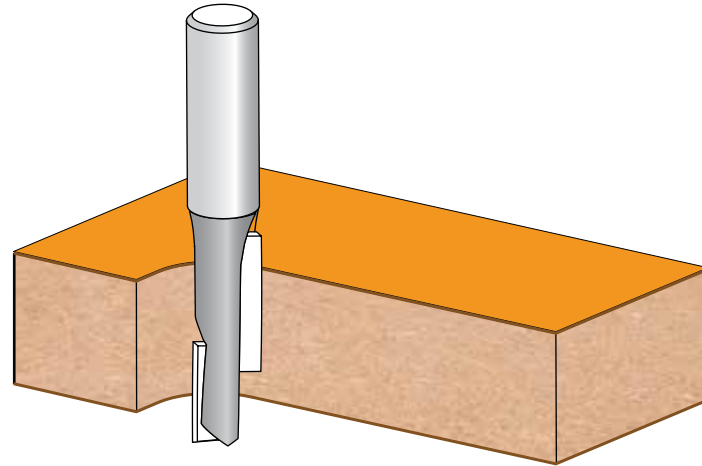
# Router Bits

Grooving & Sizing

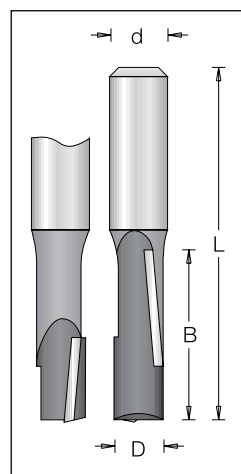
## Staggered Straight Bit



øD	B	Code No.	L	ød
12.7	38.1	1260109	79.4	12
	54	1260149	108	12
16	51	1260239	103	12



## Staggered Straight Shear Bit



øD	B	Code No.	L	ød
12.7	54	1260149s ■	108	12

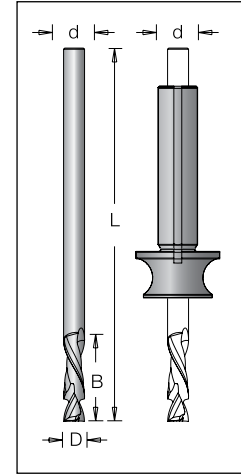
■ Available upon request




# Router Bits

Grooving & Sizing

## Solid Carbide Up & Down Spiral Bit



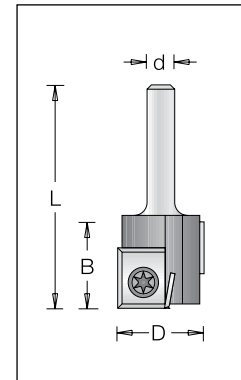
øD	B	Code No.	L	ød
3.2	21	174107Z	63.5	3.2



## Reduction Bushing

Set No.	Code No.	ød	d
1749123	Reduction Bushing 3.2-6	1927123	6.0
	2 Routers	174107Z	3.2
1749124	Reduction Bushing 3.2-6.35	1927124	6.35
	2 Routers	174107Z	3.2
1749125	Reduction Bushing 3.2-8	1927125	8.0
	2 Routers	174107Z	3.2

## Staggered Straight & Plunge Bit

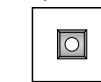


øD	B	Code No.	L	ød
18	20	1073065	52	8
20	20	1073073 ■	52	6
	20	1073075	52	8
22	20	1073085	52	8
	20	1073089 ■	60	12

■ Available upon request

⚠ The plunge teeth is brazed

Spare Parts:




T.C. Blade  
#310 121 2  
12x12x1.5



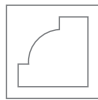
Torx screw  
#193 148 2  
M4x5.6



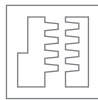
Torx key  
#194 101 5  
T15



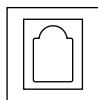
Grooving & Sizing



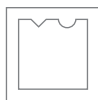
Profiling & Chamfering




Jointing & Rabbeting



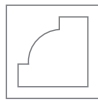
Door Frame & Panel



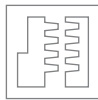
Carving



Grooving & Sizing



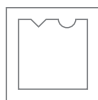
Profiling & Chamfering



Jointing & Rabbeting



Door Frame & Panel



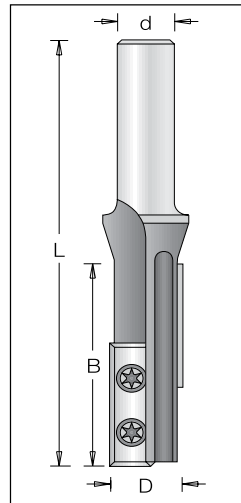
Carving



# Router Bits

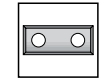
Grooving & Sizing

## Staggered Straight Bit



øD	B	Code No.	L	ød
16	50	1073149*	107	12
18	50	1073189	107	12
20	50	1073229	107	12

Spare Parts:



T.C. Blade  
310 793 0  
30x9x1.5



Torx screw  
193 354 8  
M3.5x4.8



T.C. Blade  
310 723 0  
30x12x1.5



Torx screw  
193 148 2  
M4xS6



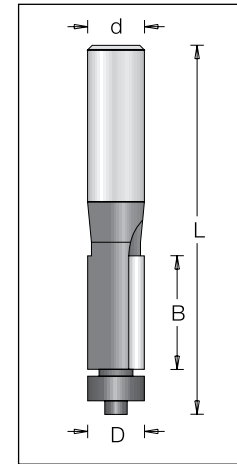
Torx key  
194 101 5  
T15



# Router Bits

Grooving & Sizing

## Flush Trimmer Bit



øD	B	Code No.	Teeth	L	ød	
9.5	12.7	1010013	2	56	6.0	A
	12.7	1010015	2	59	8.0	A
	25.4	1010043	2	69	6.0	A
	25.4	1010045	2	72	8.0	A
12.7	6.3	1010473	2	53	6.0	B
	12.7	1010073	2	56	6.0	B
	12.7	1010075	2	60	8.0	B
	25.4	1010103	2	67	6.0	B
12.7	25.4	1010105	2	71	8.0	B
	25.4	1010106	2	74	9.5	B
	12.7	1010079	2	71	12.0	B
	25.4	1010109	2	84	12.0	B
	38.1	1010169	2	99	12.0	B
	51.0	1010199	2	108	12.0	B
19.1	25.4	1014179	2	83	12.0	C
12.7	12.7	1010223	3	56	6.0	B
	25.4	1010253	3	67	6.0	B
	12.7	1010229	3	71	12.0	B
	38.1	1010289	3	100	12.0	B

Spare Parts:



A. Ball Bearing  
#191 004 0  
9.5x4.7x3.1



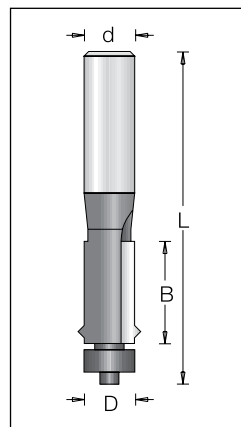
B. Ball Bearing  
#191 007 0  
12.7x4.7x5



C. Ball Bearing  
#191 014 0  
19x6.3x7

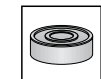


## Flush Trimmer - V Groove Bit

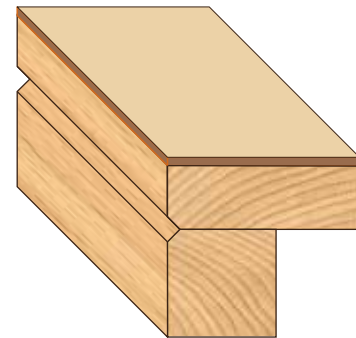


øD	B	Code No.	Flutes	L	ød
12.7	25.4	1010113	2	67	6
	25.4	1010119	2	83	12

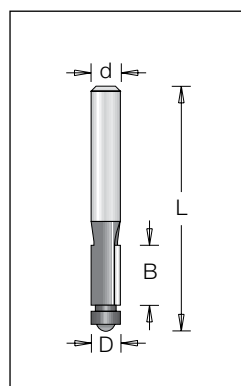
Spare Parts:



Ball Bearing  
#191 007 0  
4.7x12.7x5

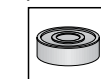


## Flush Trimmer Bit



øD	B	Code No.	Flutes	L	ød
6.35	12.7	1011013	2	52	6
	25.4	1011003	2	65	6

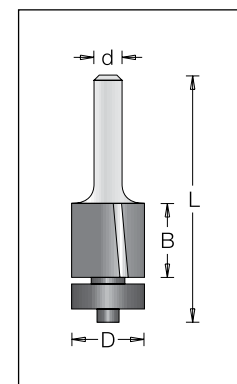
Spare Parts:



Ball Bearing  
#191 002 0  
3.17x6.35x2.8



## Flush Trimmer Bit - Shear Angle



øD	B	Code No.		L	ød		Z
16.0	16.0	1010133	Down cut	56.0	6	A	2
	16.0	1010135	Down cut	60.0	8	A	2
	16.0	1010153	Down cut	61.0	6	B	2
19.1	16.0	1010155	Down cut	64.0	8	B	2
	25.4	1010185	Down cut	75.0	8	B	2
19.1	25.4	1010183	Down cut	72.0	6	B	2
	38.1	1013019	Up cut	98.4	12	B	2
19.1	50.8	1013029	Up cut	108.0	12	B	2

Spare Parts:



A. Ball Bearing  
#191 010 0  
5x16x5



B. Ball Bearing  
#191 014 0  
6.4x19.05x7.1



Router Bits

Router Bits



Grooving & Sizing



Profiling & Chamfering



Jointing & Rabbeting



Door Frame & Panel



Carving



Grooving & Sizing



Profiling & Chamfering



Jointing & Rabbeting



Door Frame & Panel

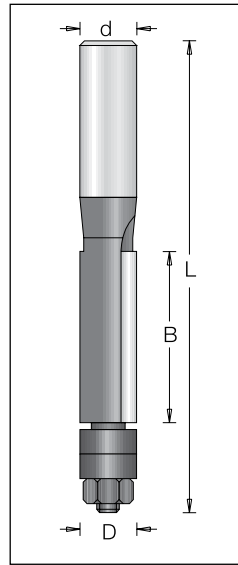


Carving

# Router Bits


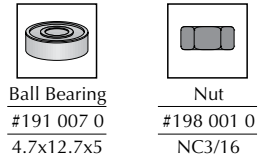
Grooving & Sizing

## Flush Trimmer Bit - Double Bearing



øD	B	Code No.	Teeth	L	ød
12.7	38.1	1010179	2	103.5	12
	51	1010209	2	116.7	12
12.7	38.1	1010309	3	103.5	12

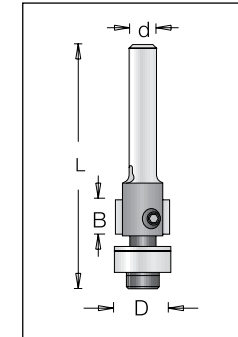
Spare Parts:



# Router Bits

Grooving & Sizing

## Flush Trimming Bit

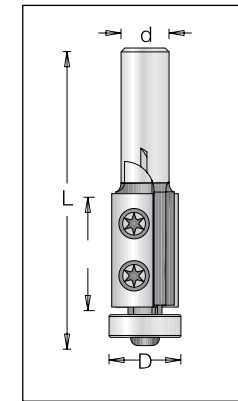


øD	B	Code No.	L	ød
12.7	8.5	1019103	57	6

Spare Parts:

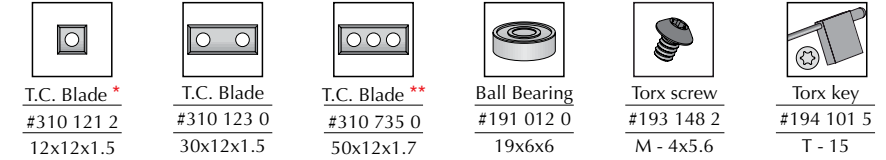


## Flush Trimming Bit

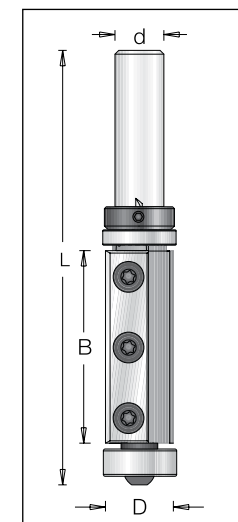


øD	B	Code No.	L	ød
19	12	1019403*	52	6
	12	1019405*	57	8
	30	1019443	70	6
	30	1019445	72	8
	30	1019449	78	12
	50	1019479**	99	12

Spare Parts:


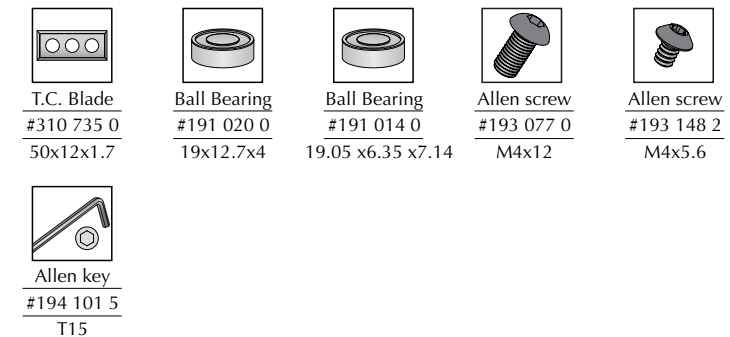


## Flush Trimming Bit



øD	B	Code No.	L	ød
19	50	1019579	112.8	12

Spare Parts:



Router Bits

Router Bits



Grooving & Sizing



Profiling & Chamfering



Jointing & Rabbeting

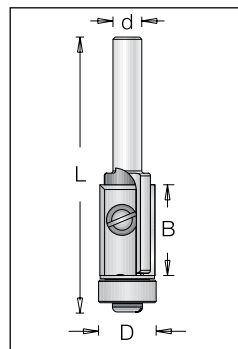


Door Frame & Panel




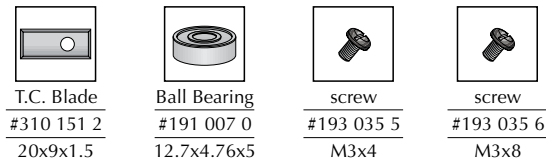
Carving

## Flush Trimming Bit



øD	B	Code No.	L	ød	Z
12.7	20	E1013075	63.5	8	2

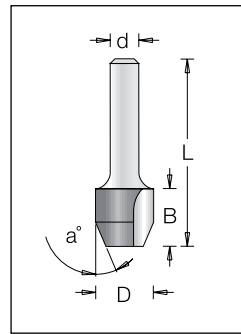
Spare Parts:



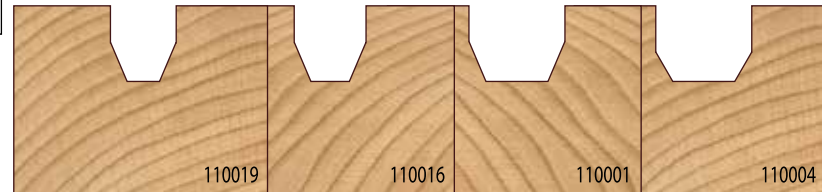
# Router Bits

Grooving & Sizing

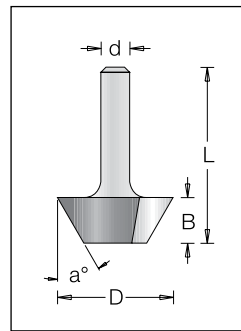
## Combi Trimmer Bit - Flush & Bevel



øD	a	B	Code No.	L	ød
8.7	23°	12.7	1100193	41.3	6
9.5	23°	12.7	1100163	41.3	6
	23°	12.7	1100013	41.3	6
12.7	30°	12.7	1100043	41.3	6
	30°	12.7	1100045	44.3	8

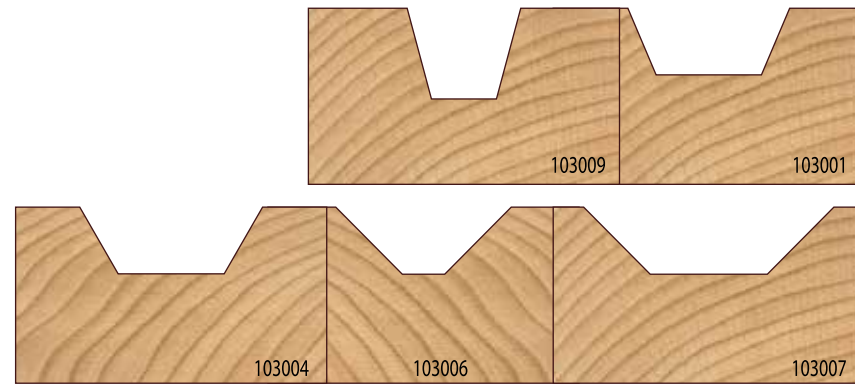


## Bevel Bit

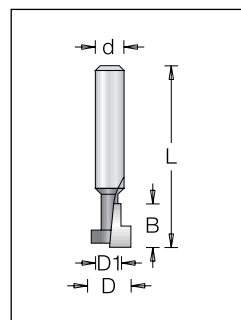


øD	a	B	Code No.	L	ød
12.7	15°	12.7	1030093	51.0	6
	23°	10.0	1030013	38.5	6
22.2	23°	10.0	1030015	42.5	8
	30°	10.0	1030043	38.5	6
25.4	30°	10.0	1030045	42.0	8
24.2	45°	6.3	1030065	38.5	8
	45°	10.0	1030073	38.5	6
34.2	45°	10.0	1030075	42.0	8


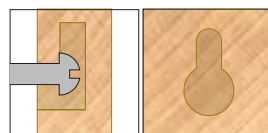
■ Available upon request



## Keyhole Slot Cutter - Single Fluted



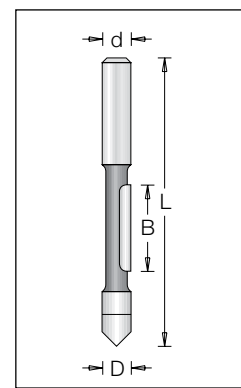
øD	øD1	B	Code No.	L	ød
9.7	5	9.5	1141013	40.0	6
	5	9.5	1141015	47.0	8
12.7	8	9.5	1141033	38.1	6
	8	9.5	1141035	38.1	8



# Router Bits

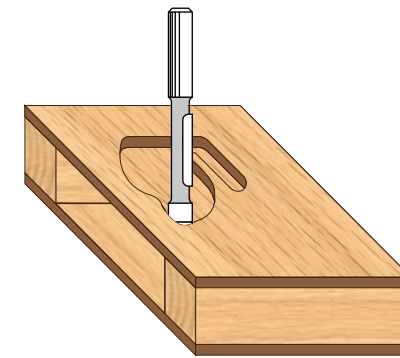

Grooving & Sizing

## Panel Pilot Bit

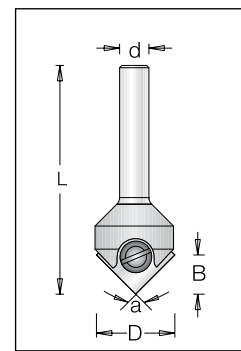


øD	B	Code No.	L	ød
6.3	19.1	1150015*	63.5	8
	19.1	1150046*	63.5	9.5
9.5	25.4	1150079*	76.2	12
12.7	30.1	1153079**	88.9	12

! \* Single Fluted  
\*\* Double Fluted

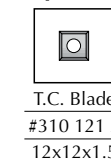


## V Groove Bit

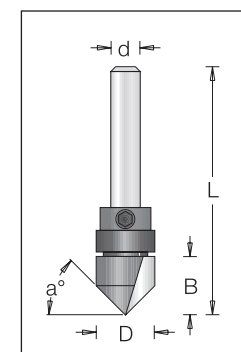


øD	B	a	Code No.	L	ød
17.6	8.5	90°	E1053505	53	8

### Spare Parts:

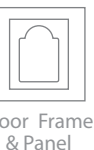
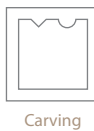
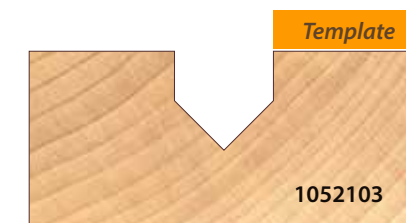
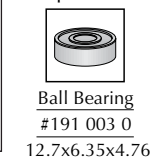


## V Groove Bit



øD	a	B	Code No.	L	ød
12.7	45°	12.7	1052103	52	6

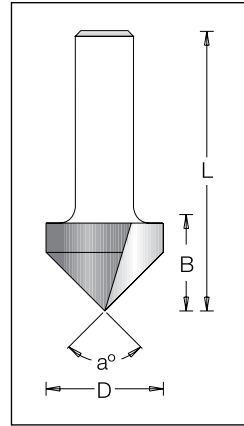
### Spare Parts:



# Router Bits

Grooving & Sizing

## V Groove Bit



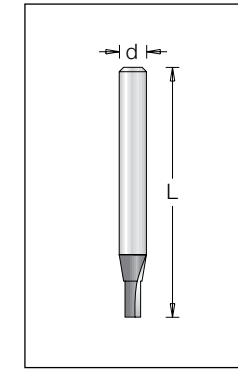
øD	a	B	Code No.	L	ød
9.5	90°	11.0	1050013	42.0	6
	90°	11.0	1050015	45.0	8
12.7	60°	16.0	1050043	44.5	6
	60°	16.0	1050045	47.5	8
16.0	90°	12.7	1050103	41.5	6
	90°	12.7	1050105	44.0	8
19.1	90°	12.7	1050133	41.3	6
	90°	12.7	1050135	45.0	8
22.2	90°	16.0	1050163	45.0	6
	90°	16.0	1050165	48.0	8
25.4	90°	19.1	1050173	48.0	6
	90°	19.1	1050193	48.0	6
31.8	90°	19.1	1050195	51.0	8
	90°	19.1	1050195	51.0	8
9.5	90°	11.0	1050019	52.0	12
12.7	90°	12.7	1050109	55.0	12
16.0	90°	12.7	1050139	51.0	12
19.1	90°	16.0	1050169	54.0	12
25.4	90°	19.1	1050199	57.0	12
31.8	90°	25.4	1050229	63.5	12
38.1	90°	31.8	1050259	70.0	12
51.0	90°	44.5	1050319	83.0	12



# Router Bits

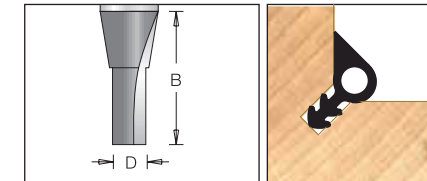
Grooving & Sizing

## Seal Straight Bit

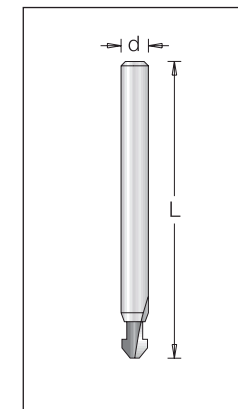


øD	B	Code No.	L	ød
3	8	1078023	55	6
	8	1078025	48	8

⚠ Solid Carbide  
6mm Can be supplied with 1/4" shank.

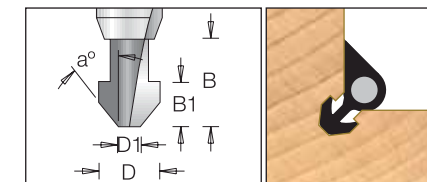


## Seal Profile Bit

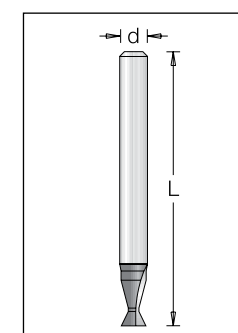


øD	øD1	Code No.	B	B1	a	L	ød
5.5	2	1041013	8	4	38°	65	6

⚠ Solid Carbide


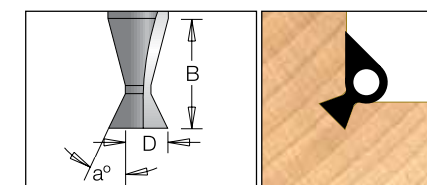


## Dovetail Seal Bit



øD	a	B	Code No.	L	ød
5.1	25°	8	1043003	60	6

⚠ Solid Carbide



Router Bits

Router Bits

Router Bits



Grooving & Sizing



Profiling & Chamfering



Jointing & Rabbeting



Door Frame & Panel



Carving



Grooving & Sizing



Profiling & Chamfering



Jointing & Rabbeting



Frame & Panel door



Carving



Grooving & Sizing



Profiling & Chamfering



Jointing & Rabbeting



Door Frame & Panel



Carving



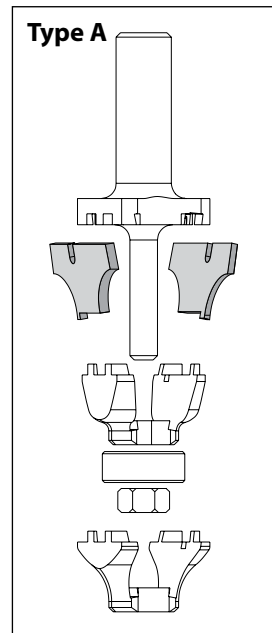
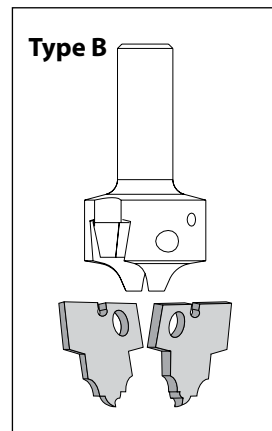
# Router Bits

## Profiling & Chamfering

# Router Bits

## Profiling & Chamfering

### Multi Profile Router



**Multi profile router gives you a wide range of profiling options in a single router bit with replaceable carbide tips.**

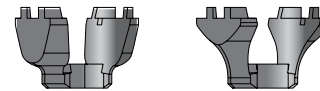
**Durability:** Replaceable blades are harder, stronger, longer lasting and offer better performance with abrasive materials.

**Versatility:** One tool gives you a wide range of profiling options, that can be used with portable or industrial CNC machinery.

**Safety:** Designed for chip limitation with additional protective shield.

**Service-Free:** The tool does not need sharpening, providing consistent profiles with no loss of work time.

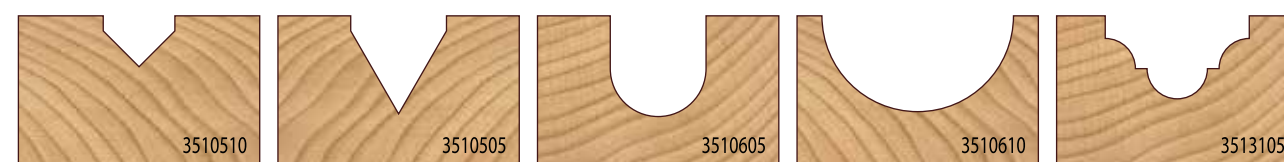
Each replaceable carbide tip and its safety shield have identical markings to ensure correct use of shield only with its corresponding carbide tip.



Type	Max. D	Code No.	L	ød
A	38	8081019 ■	75	12
	38	8081015	69	8
B	28	8080019	59	12
	28	8080015 ■	53	8


■ Available upon request

### T.C. Blade for Multi Profile Router Type B



D	Code No.	R	R1	a
9.5	3510510			45°
12.7	3510505			30°
12.7	3510605	6.35		
25.4	3510610	12.7		
19.1	3513105	4	4	

### T.C. Blade for Multi Profile Router Type A



D	Code No.	R	R1	a
35	3510905	3.2		
35	3510910	4.8		
35	3510915	6.35		
35	3510920	7.9		
35	3511905	4.8		
35	3511910 ■	6.35		
35	3511915	7.9		
35	3511205 ■	6.35		
38	3511210	7.9		
38	3511215 ■	9.5		
35	3514005	4.8		
36	3513805	4	4.5	
38	3513810	4	4.5	
35	3511305	4	4	
35	3513505	4	4	
38	3513510 ■	4	4	
38	3513405 ■	4	4	
35	3513905 ■	4.8	4.5	
35	3513605	4	4	
38	3513610	4	4	
9.5	3510510			45°
12.7	3510505			30°
12.7	3510605	6.35		
25.4	3510610	12.7		
19.1	3513105	4	4	

■ Available upon request

Router Bits

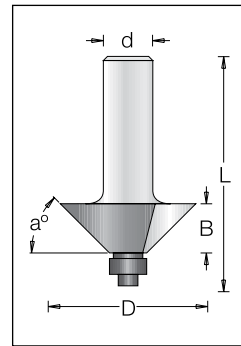
Router Bits



# Router Bits

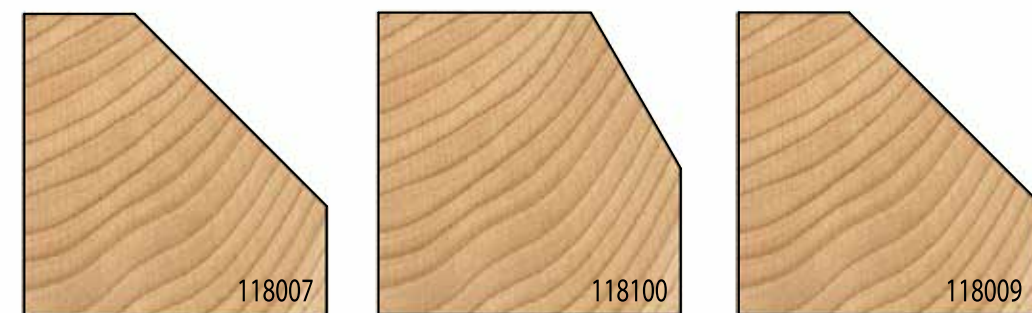
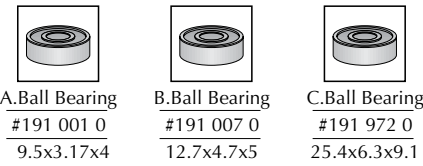
Profiling & Chamfering

## Bevel Bit



øD	a	B	Code No.	L	ød	
31.8	45°	12.7	1180013	51.0	6	A
	45°	12.7	1180015	54.5	8	A
	45°	12.7	1180019	60.0	12	A
50.8	45°	19.1	1180049	69.0	12	B
60.5	45°	25.4	1180079	74.0	12	B
34.9	60°	20.6	1181003	61.0	6	B
	60°	20.6	1181009	71.0	12	B
76.2	45°	25.4	1180099	90.0	12	C

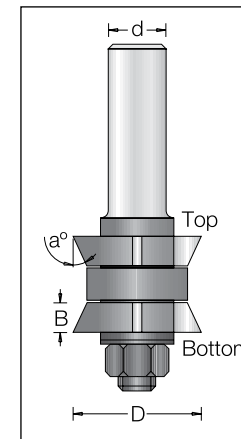
Spare Parts:



# Router Bits

Profiling & Chamfering

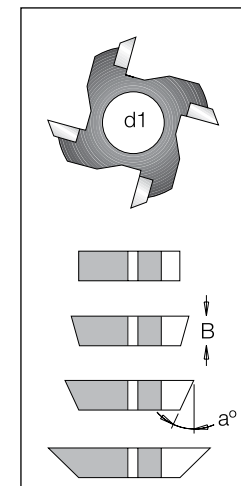
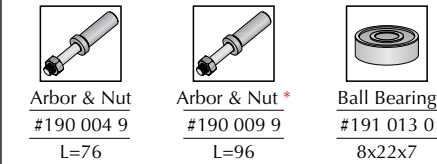
## Adjustable Trimmer



øD	a	Code No.	No. of cutters*	L	ød
22.0	0°	1161019	(1 cutter)	76	12
25.4	15°	1161049	(1 cutter)	76	12
27.0	25°	1161079	(1 cutter)	76	12
34.0	45°	1160219	(2 cutters)*	96	12
	45°	1161209	(1 cutter)	76	12

\*See table below

Spare Parts:

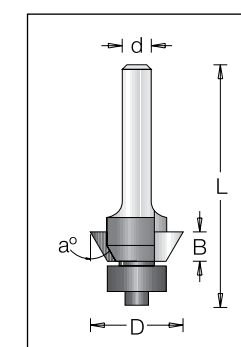


øD	a	B	Code No.	ød1
22.0	0°	6.5	1160010	7.94
25.4	15°	6.5	1160040	7.94
27.0	25°	6.5	1160070	7.94
34.0	45°	6.5	1160200	7.94
	45°	6.5	1160210	7.94

■ Available upon request

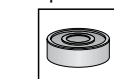


## Bevel Trimmer Bit

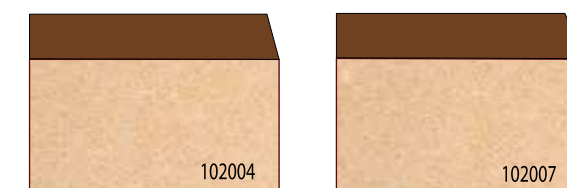


øD	a	B	Code No.	L	ød
15.9	15°	6.3	1020043	53	6
	15°	6.3	1020045	53	8
19.1	25°	6.3	1020073	53	6

Spare Parts:



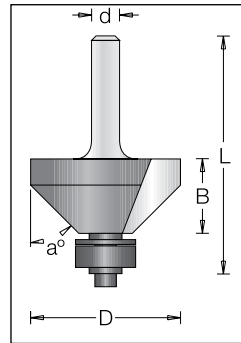
Ball Bearing #191 007 0 12.7x4.7x5



# Router Bits

## Profiling & Chamfering

### Bevel Trimmer Bit



øD	a	B	Code No.	L	ød	
22.2	45°	6.3	1020103	47.0	6	A
	45°	6.3	1020105	50.0	8	A
24.0	15°	9.5	1020053	53.0	6	A
	15°	9.5	1020055	56.5	8	A
35.0	45°	18.0	1020123	57.0	6	B
	45°	18.0	1020129	67.0	12	B

■ Available upon request

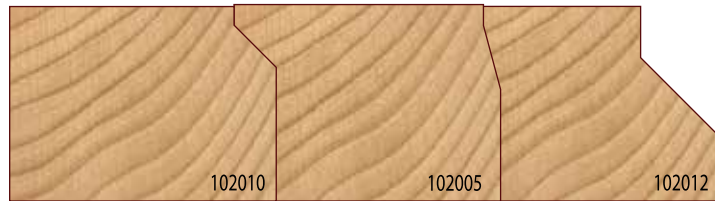
Spare Parts:



A. Ball Bearing  
#191 014 0  
19x6.3x7



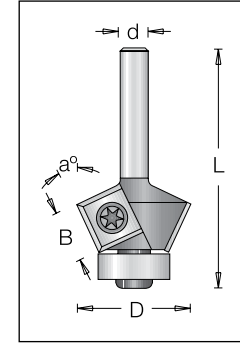
B. Ball Bearing  
#191 007 0  
12.7x4.7x5



# Router Bits

## Profiling & Chamfering

### Bevel Trimmer Bit



øD	a	B	Code No.	L	ød
20	15°	12	1021523	55	6
	15°	12	1021525	55	8
24	25°	12	1022523	55	6
	25°	12	1022525	55	8
26	30°	12	1023023	54	6

■ Available upon request

Spare Parts:



T.C. Blade  
#310 121 2  
12x12x1.5



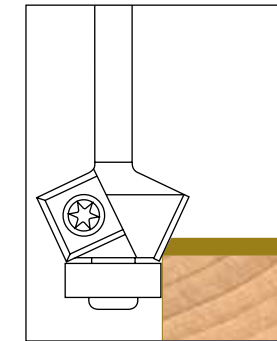
Torx screw  
#193 148 2  
M4x5.6



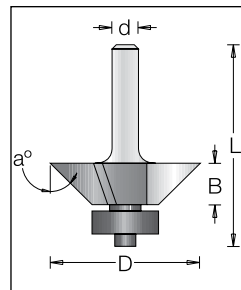
Ball Bearing  
#191 005 0  
16x6.3x4.7



Torx key  
#194 101 5  
T15



### Bevel Trimmer Bit Three Fluted



øD	a	B	Code No.	L	ød
17.5	10°	10	1410013	49	6
19	15°	10	1410043	49	6
	15°	10	1410045	53	8
22.2	25°	10	1410073	50	6
	25°	10	1410075	53	8
30	45°	10	1410103	50	6
	45°	10	1410105	53	8

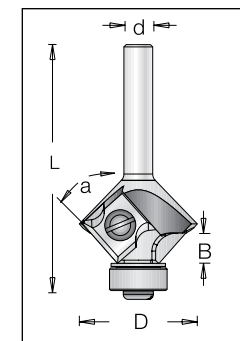
Spare Parts:



Ball Bearing  
#191 010 0  
16x5x5



### Bevel Trimming Bit



øD	B	a	R	Code No.	L	ød
27.3	5.7	45°	3	E1093215	60.5	8

Spare Parts:



T.C. Blade  
#310 932 3  
12x12x1.5



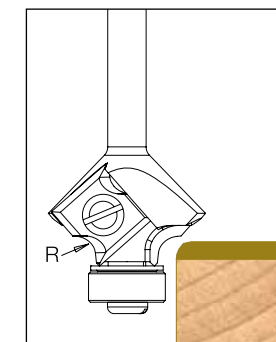
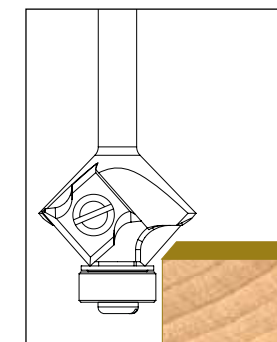
Ball Bearing  
#191 007 0  
4.7x12.7x5



screw  
#193 035 5  
M3x4



screw  
#193 035 6  
M3x8



Router Bits

Router Bits

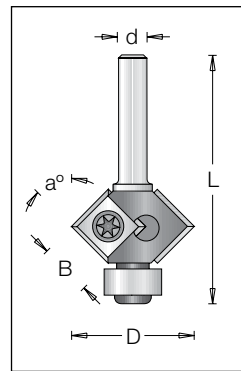




# Router Bits

Profiling & Chamfering

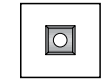
## Bevel Trimming Bit



øD	a	B	Code No.	L	ød
27	45°	12	102452 3	56	6
	45°	12	102452 5	58	8



Spare Parts:



T.C. Blade  
310 121 2  
12x12x1.5



Torx screw  
193 148 2  
M4x5.6

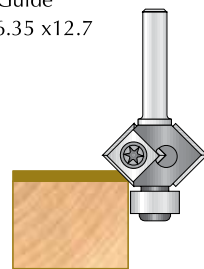


Ball Bearing  
191 003 0  
6.3x12.7x4.7

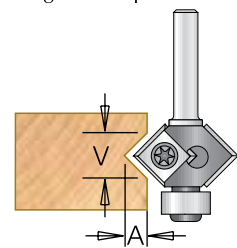


Torx key  
194 101 5  
T15

Chamfering 45°  
With Ball Bearing  
Guide  
6.35 x 12.7



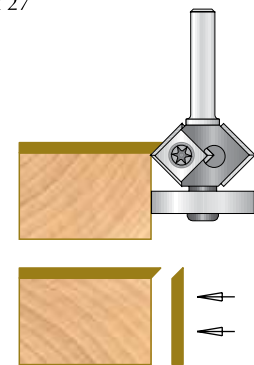
Application "v" groove. By putting different ball bearings, you can adjust the groove depth as follows:  
6.35 x 16  
6.35 x 19



Code No.	Description	A	V
1910030	6.35 x 12.7 x 4.76	7.0mm	14.0mm
1910050	6.35 x 16 x 4.76	5.0mm	10.0mm
1910140	6.35 x 19 x 7	3.2mm	6.4mm
1919370 ■	6.35 x 27 x 5	3.2mm	6.4mm

■ Available upon request

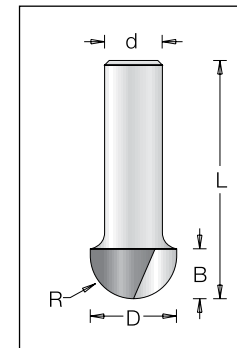
45° miter joint undercutter assembly  
with delrin guide  
6.35 x 27



# Router Bits

Profiling & Chamfering

## Core Box Bit



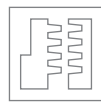
øD	R	B	Code No.	L	ød
9.5	4.8	6.3	1060093	38.0	6
	4.8	6.3	1060095	42.5	8
12.7	6.3	9.5	1060123	38.0	6
	6.3	9.5	1060125	41.5	8
15.9	7.9	11.0	1060153	40.0	6
	7.9	11.0	1060155	43.5	8
19.1	9.5	11.0	1060183	40.0	6
	9.5	11.0	1060185	43.0	8
22.2	11.0	13.8	1060215	46.0	8
	12.7	17.5	1060243	46.5	6
25.4	12.7	17.5	1060245	50.0	8
	12.7	17.5	1060245	50.0	8
9.5	4.8	6.3	1060099	52.0	12
12.7	6.3	9.5	1060129	55.5	12
15.9	7.9	11.0	1060159	51.0	12
19.1	9.5	11.0	1060189	49.5	12
22.2	11.0	13.8	1060219	52.0	12
25.4	12.7	17.5	1060249	56.0	12
32.0	16.0	32.0	1060339	70.0	12
38.1	19.1	32.0	1060379	70.0	12
50.8	25.4	32.0	1060409	70.0	12



Grooving & Sizing



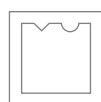
Profiling & Chamfering



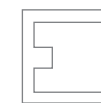
Joining & Rabbeting



door Frame & Panel



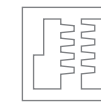
Carving



Grooving & Sizing



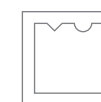
Profiling & Chamfering



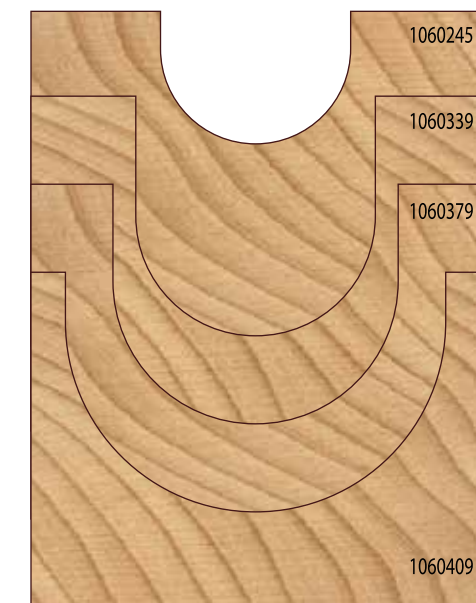
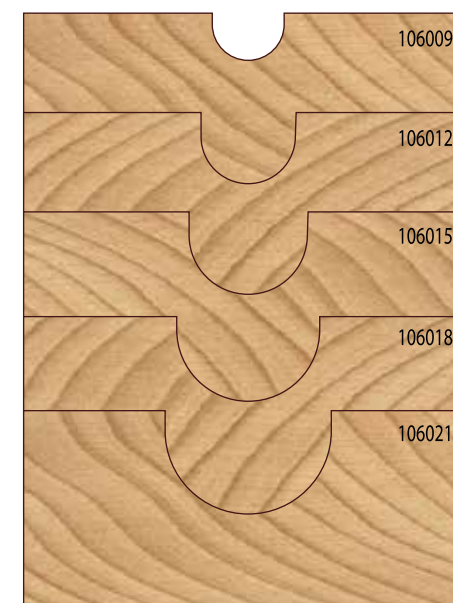
Joining & Rabbeting



door Frame & Panel



Carving

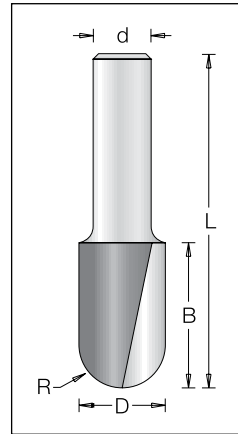




# Router Bits

## Profiling & Chamfering

### Core Box Bit



øD	R	B	Code No.	L	ød
3.2	1.6	9.5	1060013*	44.0	6
	1.6	9.5	1060015*	44.0	8
4.8	2.4	11.0	1060033*	47.0	6
	2.4	11.0	1060035*	47.0	8
6.3	3.2	11.0	1060063*	47.0	6
	3.2	11.0	1060065*	47.0	8
8.0	4.0	12.7	1060073	47.0	6
	4.0	12.7	1060075	50.0	8
14.0	7.0	18.0	1060173	46.5	6
	7.0	18.0	1060179	60.0	12
18.0	9.0	19.0	1060203	48.0	6
9.5	4.8	25.4	1060119	70.0	12
12.7	6.3	32.0	1060139	73.0	12
14.2	7.1	32.0	1060149	73.0	12
16.0	8.0	32.0	1060169	70.0	12
19.1	9.5	32.0	1060199	70.0	12
22.2	11.1	32.0	1060299	70.0	12
25.4	12.7	32.0	1060309	70.0	12

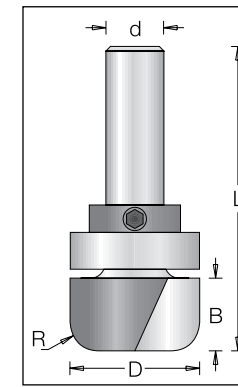


⚠ \* Solid Carbide

# Router Bits

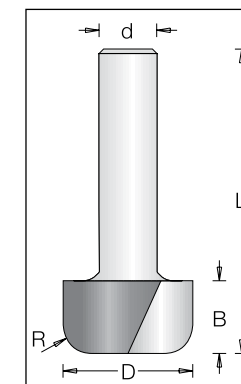
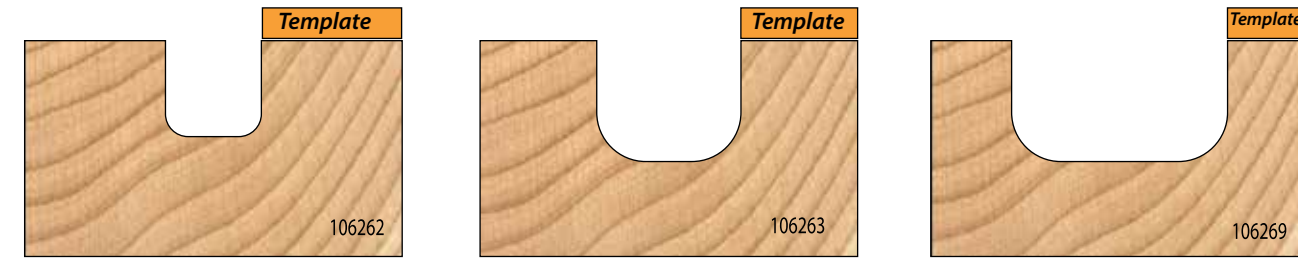
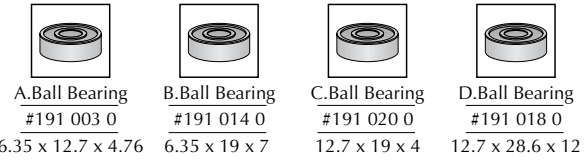
## Profiling & Chamfering

### Dish Carving Bit

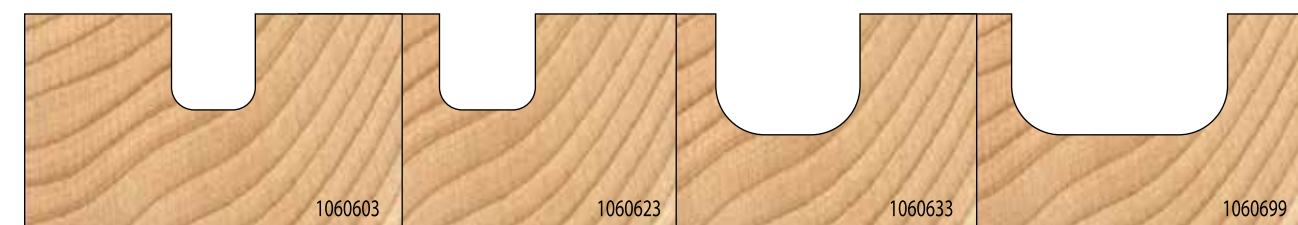


øD	R	B	Code No.	L	ød	
12.7	3.0	12.7	1062623	54	6	A
19.1	6.5	16.0	1062633	60	6	B
	6.5	16.0	1062639	67	12	C
28.6	6.5	16.0	1062699	67	12	D

Spare Parts:



øD	R	B	Code No.	L	ød
12.7	3.0	12.7	1060623	54	6
19.1	6.5	16.0	1060633	60	6
	6.5	16.0	1060639	67	12
28.6	6.5	16.0	1060699	67	12



Grooving & Sizing



Profiling & Chamfering



Jointing & Rabbeting



door Frame & Panel



Carving



Grooving & Sizing



Profiling & Chamfering



Jointing & Rabbeting



door Frame & Panel

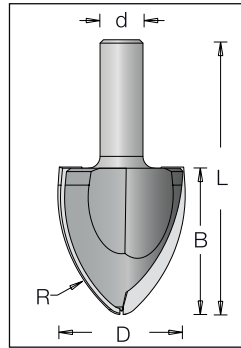


Carving

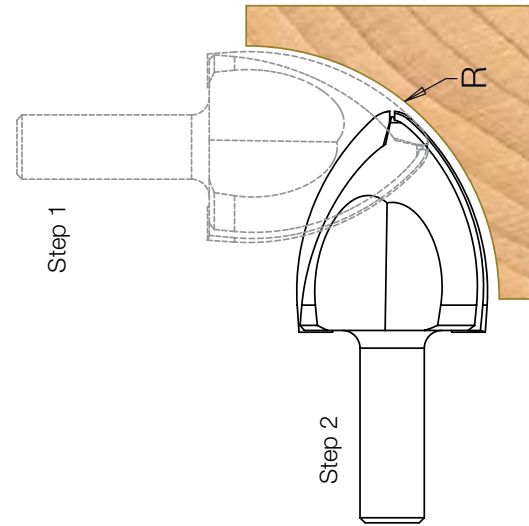
# Router Bits

## Profiling & Chamfering

### Large Radius



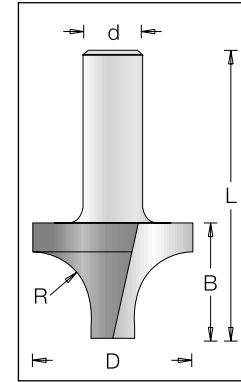
øD	R	B	Code No.	L	ød
46	60	51	1060469	89	12
52	70	55	1060449	97	12



# Router Bits

## Profiling & Chamfering

### Rounding Over Bit



øD	R	B	Code No.	L	ød
19.1	6.3	12.7	1170013	41.0	6
	6.3	12.7	1170015	44.5	8
22.2	7.9	14.3	1170043	43.0	6
	7.9	14.3	1170045	46.5	8
25.4	9.5	15.9	1170073	44.0	6
	9.5	15.9	1170075	47.5	8
15.9	4.8	11.1	1170039	49.0	12
19.1	6.3	12.7	1170019	51.0	12
22.2	7.9	14.3	1170049	52.5	12
25.4	9.5	15.9	1170079	54.0	12
34.9	12.7	25.4	1170105	57.5	8
	12.7	25.4	1170109	63.5	12
44.5	15.9	31.8	1170139	70.0	12
50.8	19.1	36.5	1170179	75.0	12

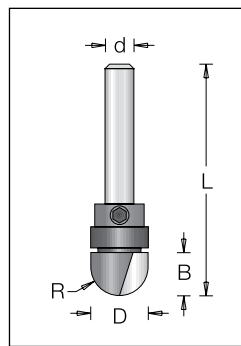


■ Available upon request



Router Bits

Router Bits

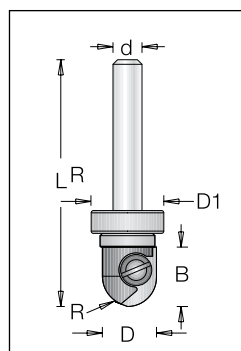
### Core Box Bit



øD	R	B	Code No.	L	ød
12.7	6.35	9.5	1062123	51	6



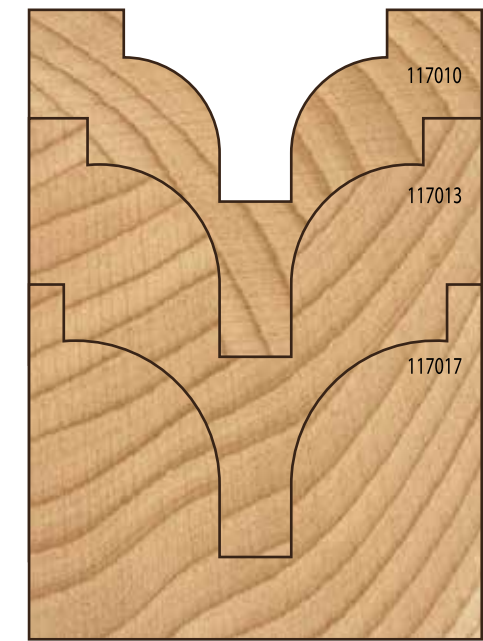
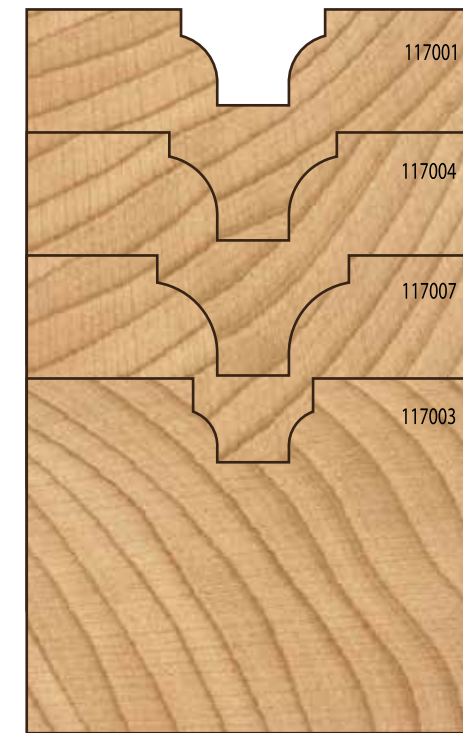
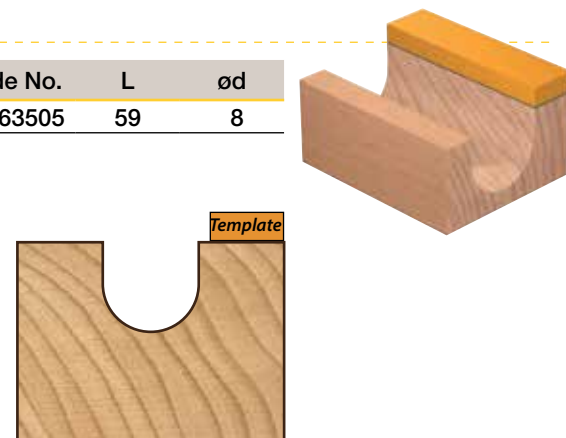
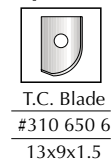
### Core Box Bit



øD	R	øD1	B	Code No.	L	ød
12.7	6.35	16	13	E1063505	59	8

⚠ Can be supplied with 6mm shank.

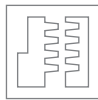
#### Spare Parts:



Grooving & Sizing



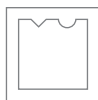
Profiling & Chamfering



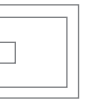
Jointing & Rabbeting



door Frame & Panel



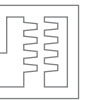
Carving



Grooving & Sizing



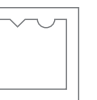
Profiling & Chamfering



Jointing & Rabbeting



door Frame & Panel

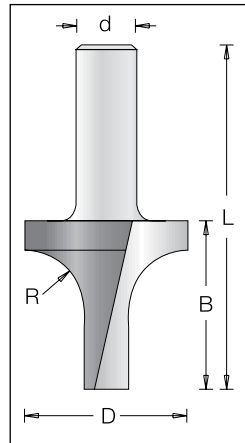


Carving

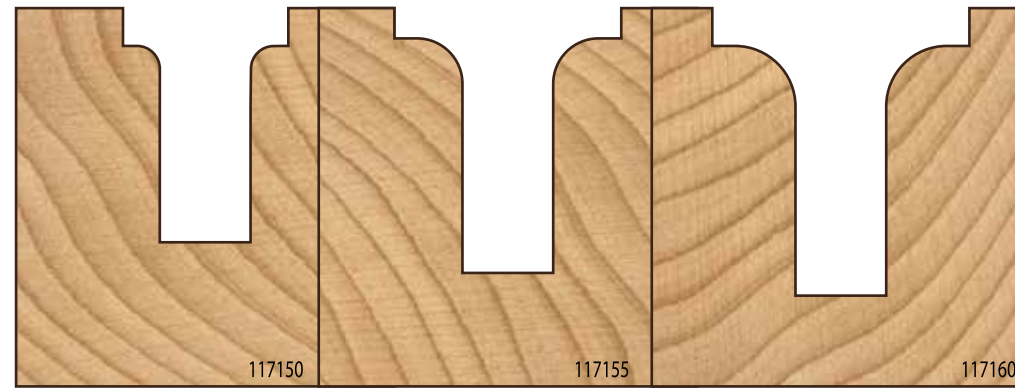
# Router Bits

Profiling & Chamfering

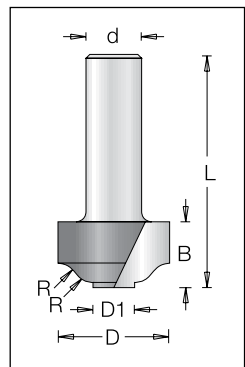
## Rounding Over Bit



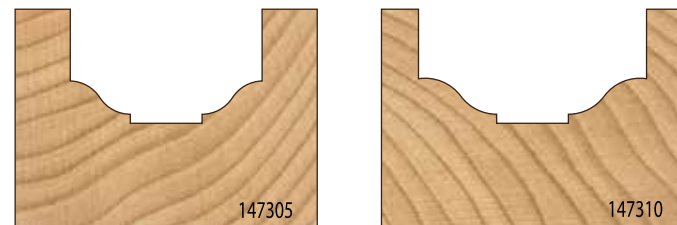
øD	øD1	R	B	Code No.	L	ød
22	12	3	31	1171509	69	12
30	12	6	35	1171559	73	12
34	12	8	38	1171609	76	12



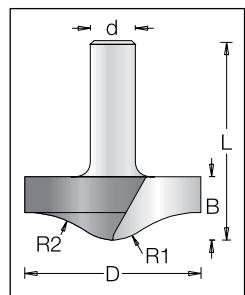
## Ogee Bit



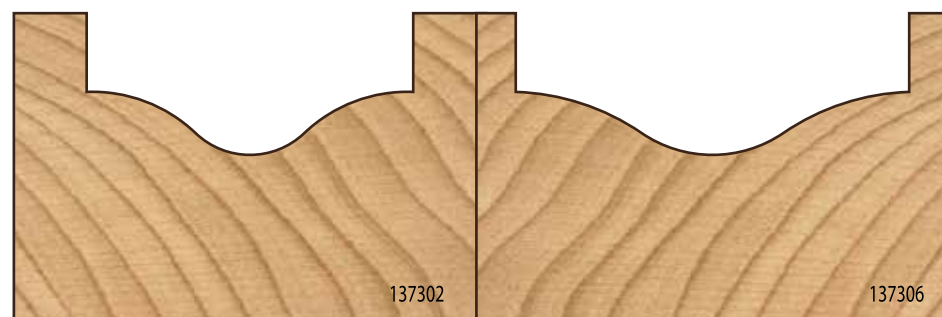
øD	øD1	R	B	Code No.	L	ød
25.4	9.5	4.8	15.1	1473059	53.2	12
30.2	11.9	5.9	15.1	1473109	53.2	12



## Round & Ogee Bit



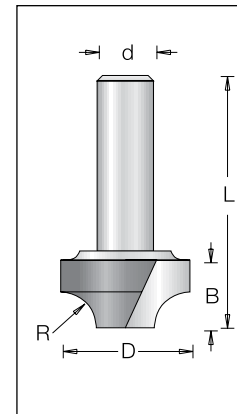
øD	R1	R2	B	Code No.	L	ød
41.5	9.5	19	18	1373029	56	12
50.0	16.0	30	18	1373069	56	12



# Router Bits

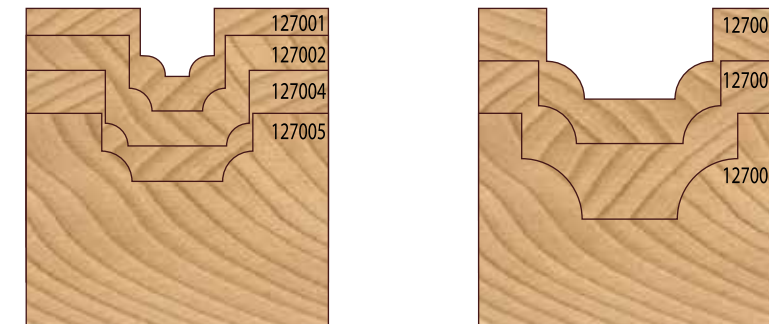
Profiling & Chamfering

## Beading Bit

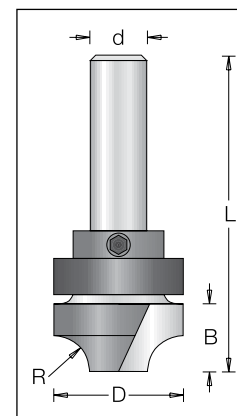


øD	R	B	Code No.	L	ød
9.8	2.5	9	1270013	49	6
	2.5	9	1270015	49	8
12.7	3.0	10	1270023	48	6
19.1	3.0	10	1270043	51	6
20.0	4.0	9	1270053	38	6
	4.0	9	1270055	41	8
22.0	5.0	12	1270063	55	6
24.0	6.0	11	1270075	43	8
28.6	8.0	14	1270083	58	6
28.6	8.0	14	1270089	68	12

■ Available upon request



## Beading Bit

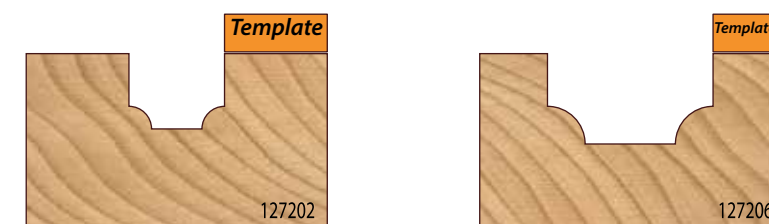



øD	R	B	Code No.	L	ød	
12.7	3	10	1272023	48	6	A
19.1	3	10	1272043	51	6	B
22.0	5	12	1272063	55	6	C
28.6	8	14	1272083	58	6	D

■ Available upon request

Spare Parts:

A. Ball Bearing	B. Ball Bearing	C. Ball Bearing	D. Ball Bearing
#191 003 0	#191 014 0	#191 013 0	#1910180
12.7x6.35x4.76	19x6.3x7	22x8x7	28.5x12.7x8



Grooving & Sizing



Profiling & Chamfering



Jointing & Rabbeting



door Frame & Panel



Carving



Grooving & Sizing



Profiling & Chamfering



Jointing & Rabbeting



door Frame & Panel



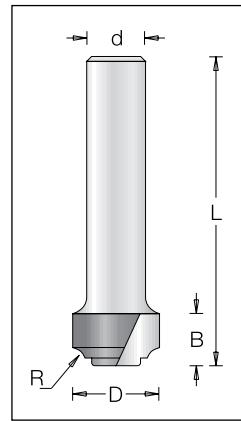
Carving



# Router Bits

## Profiling & Chamfering

### Traditional Bit

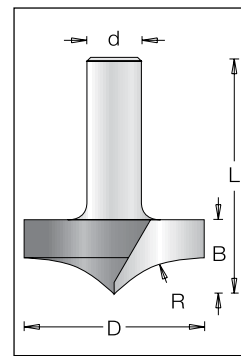


øD	R	B	Code No.	L	ød
19.	3.5	11.1	1280049 ■	68	12

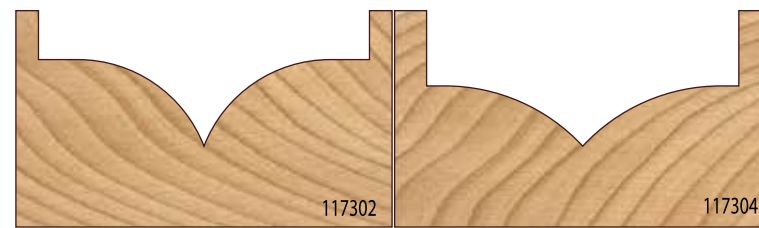
■ Available upon request



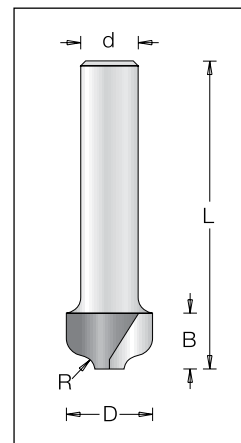
### Round Over Bit



øD	R	B	Code No.	L	ød	ød
44.5	18.3	18.3	1173029	56.3	12	12
41.3	25.4	18.3	1173049	56.3	12	12






### Ogee Bit - Flat Bottom



øD	R	B	Code No.	L	ød
12.7	2.0	9.5	1300043	51	6
	2.0	9.5	1300045	51	8
	3.5	12.7	1300073	53	6
19.1	3.5	12.7	1300075 ■	53	8
	3.5	12.7	1300079	68	12

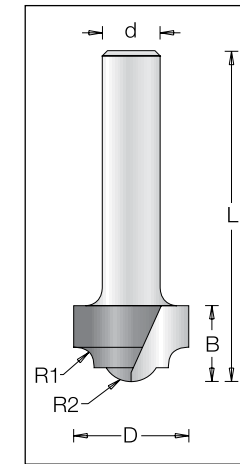
■ Available upon request



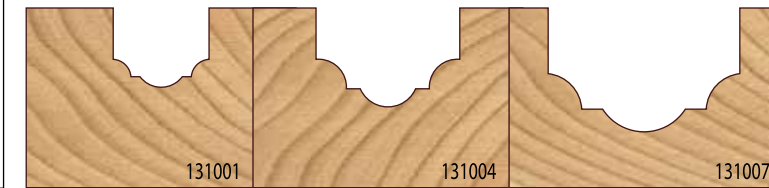
# Router Bits

## Profiling & Chamfering

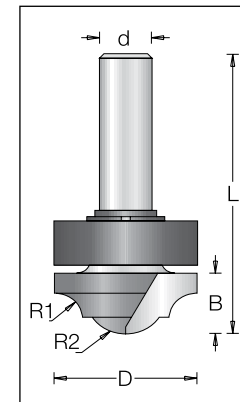
### Classical Bit



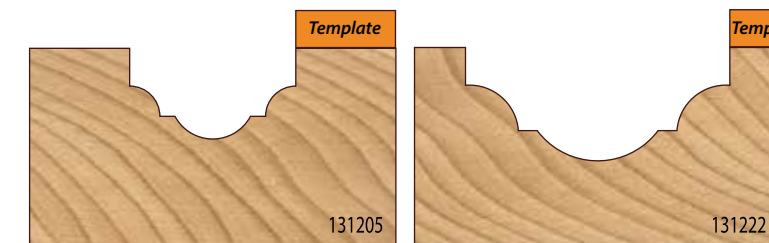
øD	R1	R2	B	Code No.	L	ød
12.7	2.5	3.5	10.5	1310013	51	6
	2.5	3.5	10.5	1310015	51	8
19.1	3.7	4	12.7	1310043	54	6
	3.7	4	12.7	1310045	54	8
25.4	5	6.3	16.5	1310075	70	12
	5	6.3	16.5	1310079	73	12



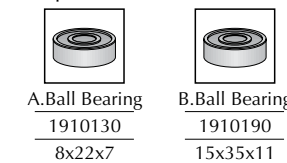
### Paneling Groover



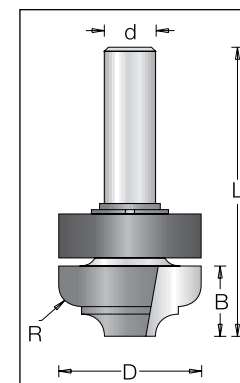
øD	R1	R2	Code No.	B	L	ød	ø
22	4.0	5.5	1312053	12	52	6	A
35	6.5	10.0	1312229	15	68	12	B



Spare Parts:

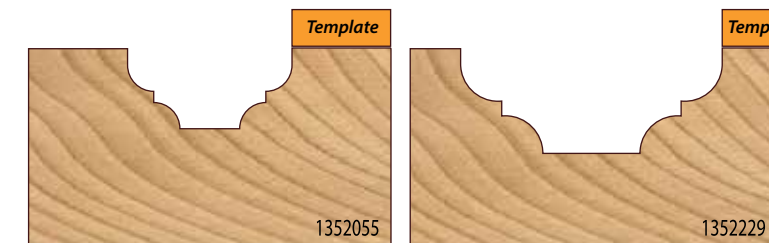


### Paneling Flat Bottom Groover

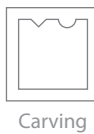
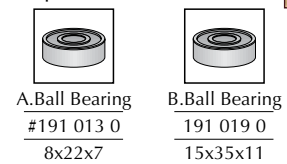


øD	R	Code No.	B	L	ød	ø
22	3.5	1352053	11.1	51	6	A
	3.5	1352055 ■	11.1	54	8	A
35	5.0	1352229	14.3	67	12	B

■ Available upon request



Spare Parts:

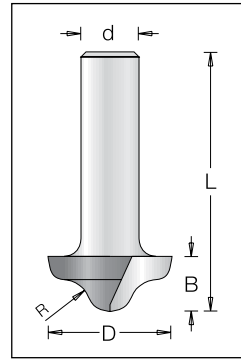




# Router Bits


Profiling & Chamfering

## Ogee Bit

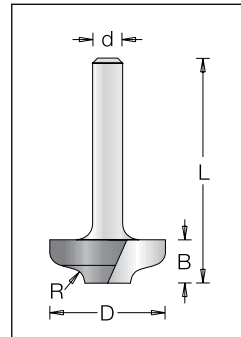


øD	R	Code No.	B	L	ød
27	6	1370043	12	52	6
	6	1370045	12	52	8
	6	1370049	12	57	12

■ Available upon request



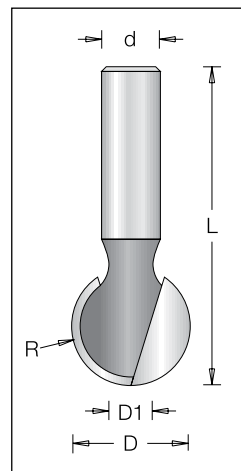
## Ogee Bit - Flat Bottom



øD	R	Code No.	B	L	ød
25.4	3.2	1470063	9.5	49	6
	3.2	1470065	9.5	49	8
	3.2	1470069	9.5	49	12
35	3.2	1470109	9.5	59	12

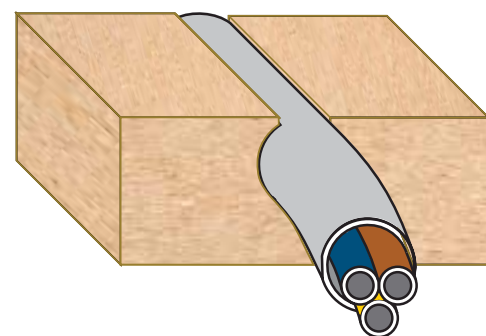


## Ball Groovers



øD	øD1	R	Code No.	L	ød
12.7	6.35	6.35	1066049	58	12
16.0	7.0	8.0	1066079	63	12
19.0	8.0	9.5	1066109	64	12
22.2	8.0	11.1	1066139	68	12
25.4	8.7	12.7	1066169	70	12
28.6	10.3	14.3	1066199	74	12
32.0	11.1	16.0	1066229	75	12

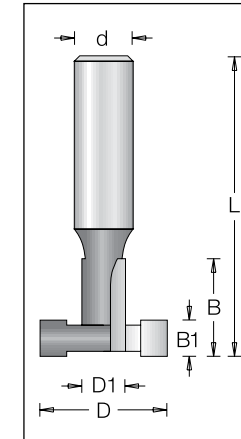
■ Available upon request



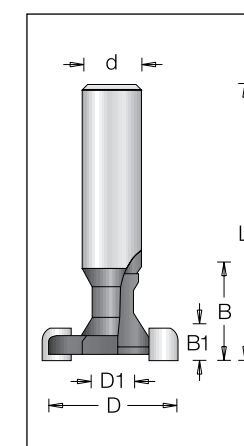
# Router Bits

Profiling & Chamfering


## T - Slotter Bit



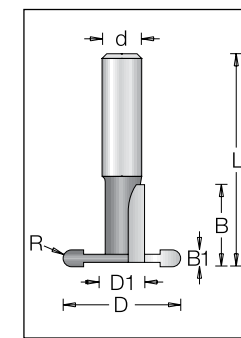
øD	øD1	Code No.	B	B1	L	ød
28	9.5	1460206	20.7	8.0	60	9.5
	9.5	1460209	20.7	8.0	66	12.0
35	12.7	1460239	22.2	9.5	65	12.0



øD	øD1	Code No.	B	B1	L	ød
30	10.5	1460709	17	7	60	12



## T - Slotter Radius Bit

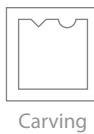


øD	øD1	Code No.	B	B1	R	L	ød
40.8	9.7	1460146	20.7	4	2	52	9.5
28.8	11.1	1460106	20.7	4	2	52	9.5
	11.1	1460109	20.7	4	2	55	12



Router Bits

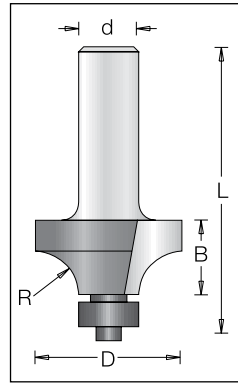
Router Bits



# Router Bits

## Profiling & Chamfering

### Rounding - Over Bit



øD	R	B	Code No.	L	ød	n
15.9	1.7	7.9	1090013	47.0	6	
	1.7	7.9	1090015	50.0	8	
19.1	3.2	9.5	1090043	50.0	6	
	3.2	9.5	1090045	53.0	8	
20.7	4.0	9.5	1090053	49.5	6	
	4.0	9.5	1090055	53.0	8	
22.2	4.8	12.7	1090073	52.0	6	
	4.8	12.7	1090075	55.5	8	
25.4	6.3	12.7	1090103	51.5	6	
	6.3	12.7	1090105	55.0	8	
28.6	7.9	13.5	1090133	53.0	6	
	7.9	13.5	1090135	56.0	8	
31.8	9.5	15.9	1090163	55.5	6	
	9.5	15.9	1090165	59.0	8	
35.4	11.1	17.0	1090503	57.0	6	
	11.1	17.0	1090509	66.0	12	
38.1	12.7	19.1	1090193	58.0	6	
	12.7	19.1	1090195	61.0	8	
15.9	1.7	7.9	1090019	57.0	12	
19.1	3.2	9.5	1090049	59.0	12	
20.7	4.0	9.5	1090059	59.0	12	
22.2	4.8	12.7	1090079	62.0	12	
25.4	6.3	12.7	1090109	62.0	12	
28.6	7.9	13.5	1090139	62.0	12	
31.8	9.5	15.9	1090169	65.0	12	
38.1	12.7	19.1	1090199	67.0	12	
41.3	14.3	20.0	1090209	70.0	12	
44.5	15.9	22.2	1090229	71.0	12	
50.8	19.1	25.4	1090259	75.0	12	
57.1	22.2	29.4	1090269	79.0	12	
63.5	25.4	31.8	1090289	91.5	12	
69.9	28.6	34.9	1090309	95.0	12	18,000
76.3	31.8	38.1	1090319	98.0	12	18,000
82.5	35.0	41.3	1090339	101.0	12	16,000
88.9	38.1	44.5	1090349	105.0	12	16,000

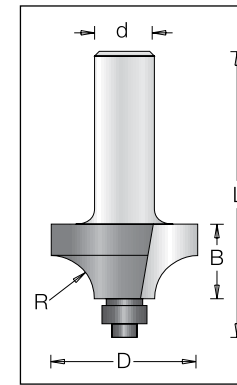


Spare Parts:



Ball Bearing  
#191 007 0  
12.7x4.76x5

### Ovolo Bit



øD	R	B	Code No.	L	ød	n
15.9	1.7	7.9	1190013	47.0	6	
	1.7	7.9	1190015	50.0	8	
19.1	3.2	9.5	1190043	50.0	6	
	3.2	9.5	1190045	53.0	8	
20.7	4.0	9.5	1190053	49.5	6	
	4.0	9.5	1190055	53.0	8	
22.2	4.8	12.7	1190073	52.0	6	
	4.8	12.7	1190075	55.5	8	
25.4	6.3	12.7	1190103	50.0	6	
	6.3	12.7	1190105	55.0	8	
28.6	7.9	13.5	1190133	53.0	6	
	7.9	13.5	1190135	56.0	8	
31.8	9.5	15.9	1190163	55.5	6	
	9.5	15.9	1190165	59.0	8	
38.1	12.7	19.1	1190193	58.0	6	
	12.7	19.1	1190195	61.0	8	
15.9	1.7	7.9	1190019	57.0	12	
19.1	3.2	9.5	1190049	59.0	12	
20.7	4.0	9.5	1190059	59.0	12	
22.2	4.8	12.7	1190079	62.0	12	
25.4	6.3	12.7	1190109	62.0	12	
28.6	7.9	13.5	1190139	62.0	12	
31.8	9.5	15.9	1190169	65.0	12	
38.1	12.7	19.1	1190199	67.0	12	
41.3	14.3	20.0	1190209	70.0	12	
44.5	15.9	22.2	1190229	71.0	12	
50.8	19.1	25.4	1190259	75.0	12	
63.5	25.4	31.8	1190289	91.5	12	


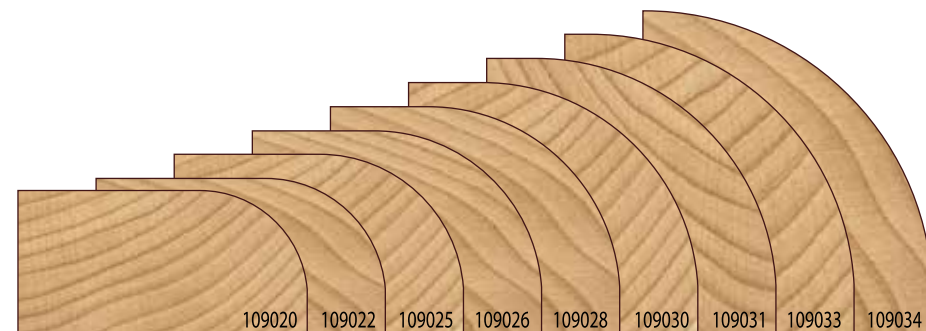
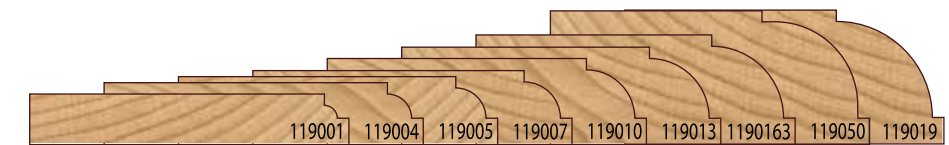
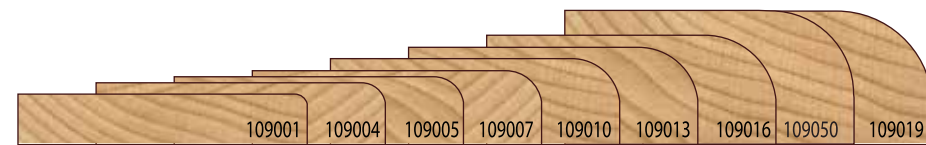


Spare Parts:



Ball Bearing  
#191 004 0  
9.5x4.7x3

■ Available upon request



Router Bits

Router Bits



Grooving & Sizing



Profiling & Chamfering



Joining & Rabbeting



door Frame & Panel



Carving



Grooving & Sizing



Profiling & Chamfering



Joining & Rabbeting



door Frame & Panel

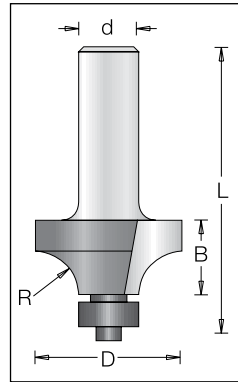


Carving

# Router Bits

Profiling & Chamfering

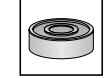
## Rounding - Over Bit



øD	R	B	Code No.	L	ød	n
16.7	2	7.7	1099013	47.5	6	
16.7	2	7.7	1099015	51.0	8	
18.7	3	9.5	1099043	49.5	6	
18.7	3	9.5	1099045	53.0	8	
22.7	5	12.0	1099073	52.0	6	
22.7	5	12.0	1099075	55.5	8	
24.7	6	12.0	1099103	51.5	6	
24.7	6	12.0	1099105	55.0	8	
28.7	8	13.5	1099133 ■	53.5	6	
28.7	8	13.5	1099135	57.0	8	
32.7	10	16.0	1099163	55.5	6	
32.7	10	16.0	1099165	59.0	8	
36.7	12	17.5	1099193	57.5	6	
36.7	12	17.5	1099195	61.0	8	
32.7	10	16.0	1099169	65.0	12	
36.7	12	17.5	1099199	67.0	12	
42.0	15	21.2	1099229	70.0	12	
48.7	18	25.7	1099259	72.5	12	
52.7	20	25.4	1099269	74.0	12	
62.7	25	31.2	1099289	90.5	12	
72.6	30	38.7	1099319	98.0	12	18,000
82.7	35	42.0	1099339 ■	91.0	12	16,000

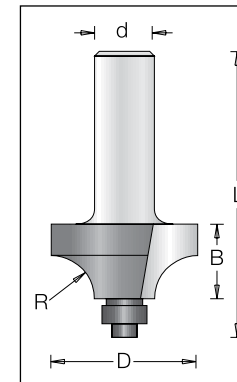


Spare Parts:



Ball Bearing  
#191 007 0  
12.7x4.76x5

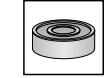
## Ovolo Bit



øD	R	B	Code No.	L	ød	n
16.7	2	7.7	1199013	47.5	6	
16.7	2	7.7	1199015	51.0	8	
18.7	3	9.5	1199043	49.5	6	
18.7	3	9.5	1199045	53.0	8	
22.7	5	12.0	1199073	52.0	6	
22.7	5	12.0	1199075	55.5	8	
24.7	6	12.0	1199105	55.0	8	
32.7	10	16.0	1199163	55.5	6	
32.7	10	16.0	1199165	59.0	8	
36.7	12	17.5	1199193	57.5	6	
36.7	12	17.5	1199195	61.0	8	



Spare Parts:



Ball Bearing  
#191 004 0  
9.5x4.7x3

Router Bits

Router Bits



Grooving & Sizing



Profiling & Chamfering



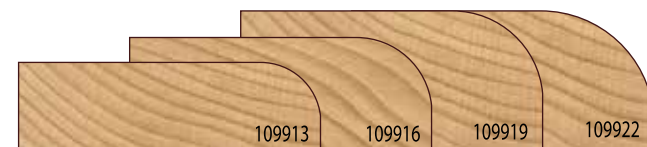
Jointing & Rabbeting



door Frame & Panel



Carving



Grooving & Sizing



Profiling & Chamfering



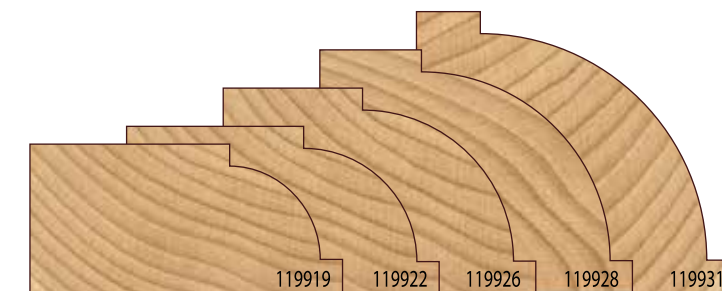
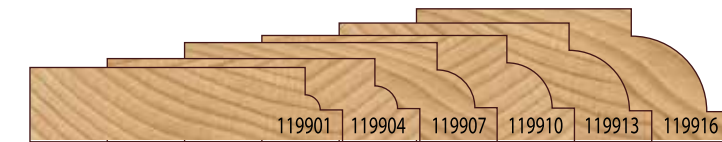
Jointing & Rabbeting



door Frame & Panel



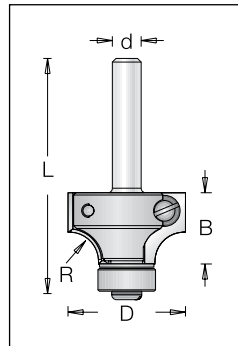
Carving



# Router Bits

Profiling & Chamfering

## Ovolo Bit



øD	B	R	Code No.	L	ød
26	15.7	6.35	E1093255	56.7	8

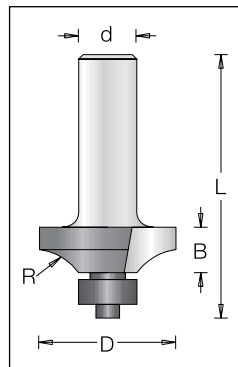
⚠ Can be supplied with 6mm shank.

### Spare Parts:

T.C. Blade #310 932 6 15.7x9x1.5	Ball Bearing #191 007 0 12.7x4.76x5	screw #193 035 5 M3x4	screw #193 035 6 M3x8



## Flat Rounding - Over Bit



øD	R	B	Code No.	L	ød
30	12	10	1092183	50.0	6
	12	10	1092189	60.0	12

### Spare Parts:

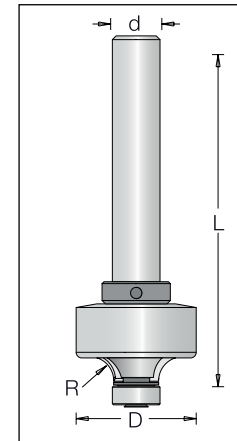
Ball Bearing #191 007 0 12.7x4.76x5



# Router Bits

Profiling & Chamfering

## Round Corner 3D Router Bit



øD	R	B	Code No.	L	ød
25	3	8	5588269	97	12
36	6	10	5588279*	99	12

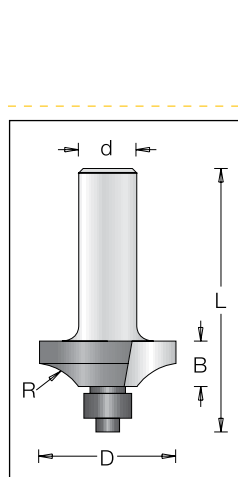
■ Available upon request

### Spare Parts:

Ball Bearing #191 007 0 4.7x12.7x5	Ball Bearing #191 020 0 19x12.7x4	Allen screw #193 001 6 NC5x40x5	Lock Ring #193 077 0 M4x12	Aluminum Ring #192 166 0 D=26	Allen key #194 020 0 S2
					Aluminum Ring* #192 167 0 D=32



## Core Bit




øD	B	R	Code No.	L	ød
26	12.7	6.35	E1123055	54.5	8

■ Available upon request

### Spare Parts:

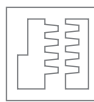
T.C. Blade #311 200 6 12.7x9x1.5	Ball Bearing #191 007 0 4.7x12.7x5	screw #193 035 5 M3x4	screw #193 035 6 M3x8



Grooving & Sizing



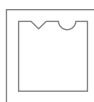
Profiling & Chamfering



Jointing & Rabbeting



door Frame & Panel



Carving



Grooving & Sizing



Profiling & Chamfering



Jointing & Rabbeting



door Frame & Panel



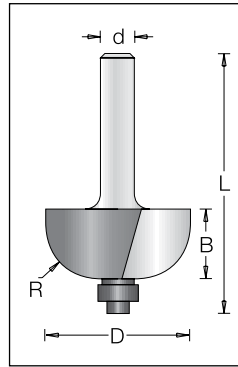
Carving



# Router Bits


## Profiling & Chamfering

### Core Bit



øD	R	B	Code No.	L	ød
12.7	1.6	12.7	1120023	51.0	6
15.9	3.2	12.7	1120033	51.0	6
15.9	3.2	12.7	1120035	54.0	8
19.1	4.8	14.3	1120013	51.0	6
19.1	4.8	14.3	1120015	54.0	8
22.2	6.3	14.3	1120043	51.0	6
22.2	6.3	14.3	1120045	54.0	8
25.4	7.9	14.3	1120073	51.0	6
25.4	7.9	14.3	1120075	55.0	8
28.6	9.5	14.3	1120103	52.0	6
28.6	9.5	14.3	1120105	55.0	8
34.9	12.7	16.7	1120133	55.0	6
34.9	12.7	16.7	1120135	55.0	8
19.1	4.8	14.3	1120019	60.5	12
22.2	6.3	14.3	1120049	60.5	12
25.4	7.9	14.3	1120079	60.5	12
28.6	9.5	14.3	1120109	60.5	12
41.3	16.0	18.0	1120159	65.0	12
57.1	22.2	31.8	1120189	81.0	12

Spare Parts:



Ball Bearing  
#191 001 0  
9.5 x3.2x4



Grooving & Sizing

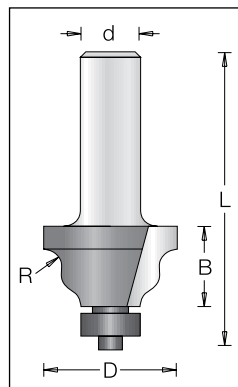


Profiling & Chamfering



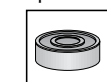
Jointing & Rabbeting

### Wavy Edge Bit




øD	R	B	Code No.	L	ød
31.8	4	17.5	1133043	57	6
31.8	4	17.5	1133049	67	12

Spare Parts:



Ball Bearing  
#191 007 0  
12.7x4.76x5



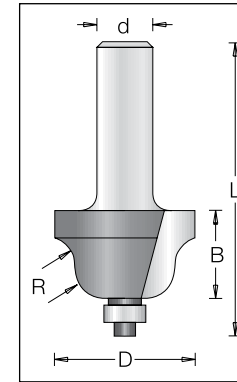
door Frame & Panel

Carving

# Router Bits


## Profiling & Chamfering

### Roman Ogee Bit

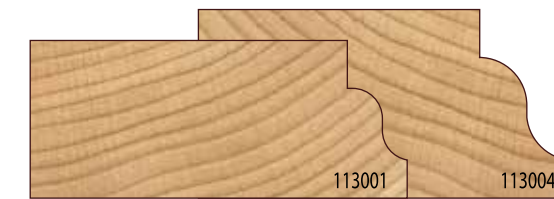


øD	R	B	Code No.	L	ød
25.4	4.0	15.9	1130013	54.0	6
25.4	4.0	15.9	1130015	57.0	8
34.9	6.3	20.0	1130043	58.0	6
34.9	6.3	20.0	1130045	61.5	8
25.4	4.0	15.9	1130019	63.0	12
34.9	6.3	20.0	1130049	67.5	12

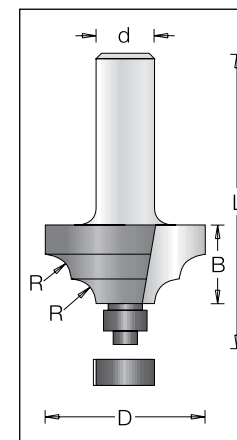
Spare Parts:



Ball Bearing  
#191 001 0  
9.5x3.2x4



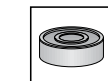
### Classical Bit



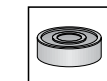
øD	R	B	Code No.	L	ød	
28.6	4.0	12.7	1360023	52.5	6	A
34.9	5.5	17.0	1360013	57.0	6	A
34.9	5.5	17.0	1360015	60.5	8	A
28.6	4.0	12.7	1360029	62.0	12	A
34.9	5.5	17.0	1360019	66.0	12	A
38.1	6.3	19.1	1360069	68.5	12	A
50.8	9.5	22.2	1360089	72.0	12	A
28.6	4.0	12.7	1360035	54	8	B
34.9	5.5	17.0	1360043	55	6	B
28.6	4.0	12.7	1360039	60	12	B
34.9	5.5	17.0	1360049	65	12	B

■ Available upon request

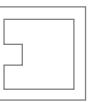
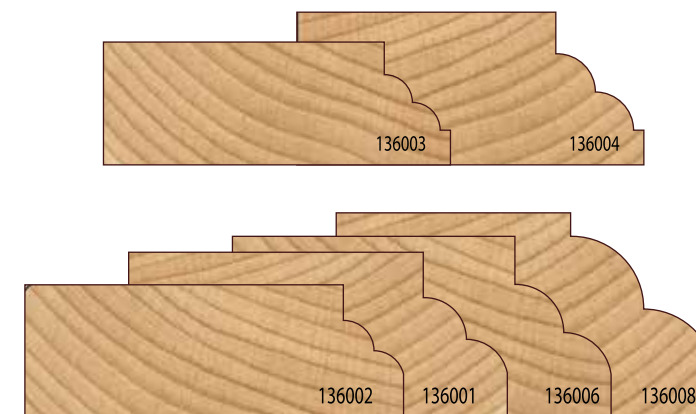

Spare Parts:



A.Ball Bearing  
#191 007 0  
12.7x4.7x5



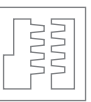
B.Ball Bearing  
#191 004 0  
9.5x4.7x3



Grooving & Sizing



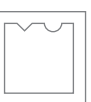
Profiling & Chamfering



Jointing & Rabbeting



door Frame & Panel

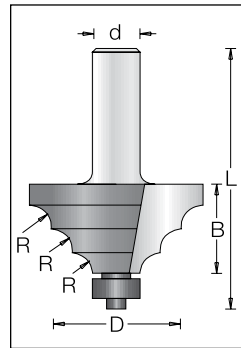


Carving

# Router Bits

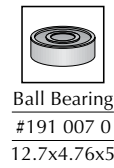
Profiling & Chamfering

## Classical Moulding Bit




øD	R	B	Code No.	L	ød
47.3	6	23.8	1363079	73	12

Spare Parts:



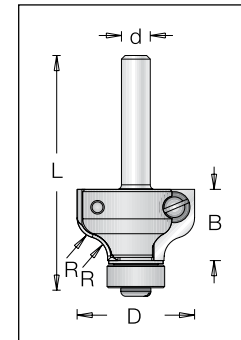
Ball Bearing  
#191 007 0  
12.7x4.76x5



# Router Bits

Profiling & Chamfering

## Ogee Fillet Bit

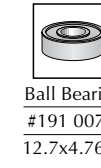


øD	B	R	Code No.	L	ød
26	15.7	4.5	E1383065	56.7	8

Spare Parts:




T.C. Blade  
#313 850 1  
15.7x9x1.5



Ball Bearing  
#191 007 0  
12.7x4.76x5



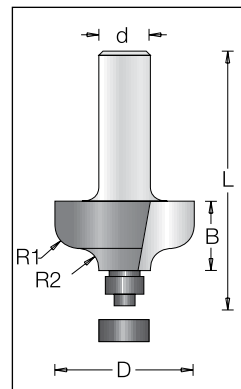
screw  
#193 035 5  
M3x4



screw  
#193 035 6  
M3x8



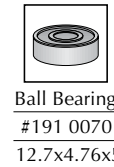
## Ogee Fillet Bit



øD	R1	R2	Code No.	B	L	ød	
28.6	4.5	4	1380023	12.7	52.5	6	A
	4.5	4	1380025	12.7	56	8	A
34.9	6.0	5	1380013	17.5	57	6	A
	6.0	5	1380015	17.5	60.5	8	A
28.6	4.5	4	1380029	12.7	62	12	A
	34.9	6.0	5	1380019	17.5	67	12
28.6	4.5	4	1380033	12.7	51	6	B
	34.9	6.0	5	1380043	17.5	56	6
34.9	6.0	5	1380045	17.5	59	8	B
	34.9	6.0	5	1380049	17.5	65	12

■ Available upon request


Spare Parts:



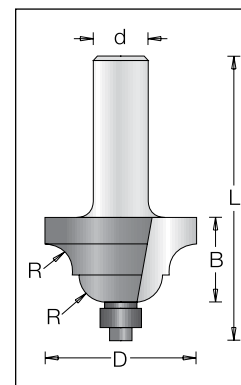
Ball Bearing  
#191 007 0  
12.7x4.76x5



B. Ball Bearing  
#191 004 0  
9.5x4.7x3



## Classical Bit


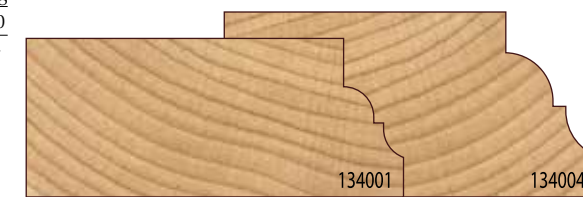


øD	R	B	Code No.	L	ød
25.4	4.0	16	1340013	54.0	6
	4.0	16	1340015	57.5	8
34.9	6.3	20	1340043	56.5	6
	6.3	20	1340045	60.0	8
25.4	4.0	16	1340019	63.5	12
34.9	6.3	20	1340049	66.0	12

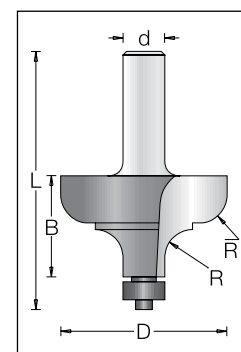
Spare Parts:



Ball Bearing  
#191 001 0  
9.5x3.2x4



## Classical Mould Bit




øD	R	Code No.	B	L	ød
51	8.5	1560419	31	80	12

Spare Parts:



Ball Bearing  
#191 007 0  
12.7x4.76x5



Router Bits

Router Bits



Grooving & Sizing




Profiling & Chamfering



Joining & Rabbeting



door Frame & Panel



Carving



Grooving & Sizing



Profiling & Chamfering



Joining & Rabbeting



door Frame & Panel

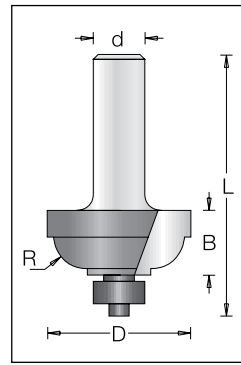


Carving


# Router Bits

Profiling & Chamfering


## Classic Cove Bit



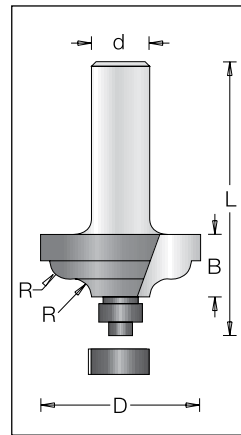
øD	R	Code No.	B	L	ød
28.6	4.8	1390023	12.7	52.0	6
	4.8	1390025	12.7	55.5	8
34.9	7.9	1390013	15.9	55.5	6
34.9	7.9	1390019	15.9	65.0	12



Spare Parts:



## Ogee Fillet Bit

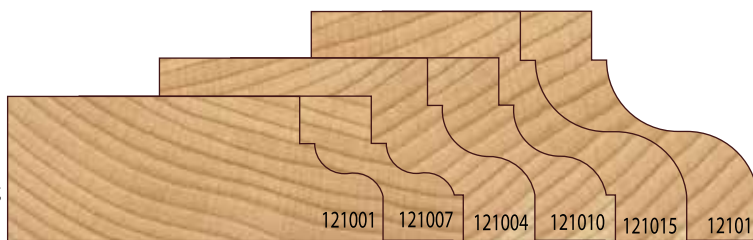
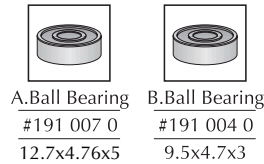


øD	R	B	Code No.	L	ød	
28.6	4.0	13.5	1210013	54.0	6	A
	4.0	13.5	1210015	57.5	8	A
34.9	4.0	13.5	1210073	52.0	6	B
	4.0	13.5	1210075	55.5	8	B
	4.0	13.5	1210019	63.5	12	A
	4.0	13.5	1210079	61.0	12	B
41.3	6.3	19.1	1210049	69.0	12	A
	6.3	19.1	1210109	67.0	12	B
57.2	9.5	25.4	1210159	75.0	12	A

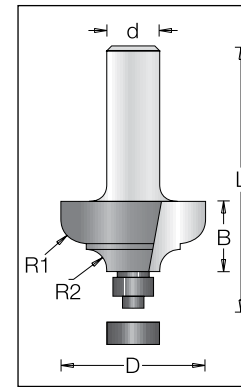


■ Available upon request

Spare Parts:



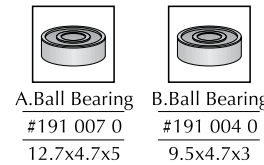
## Ogee Fillet Bit



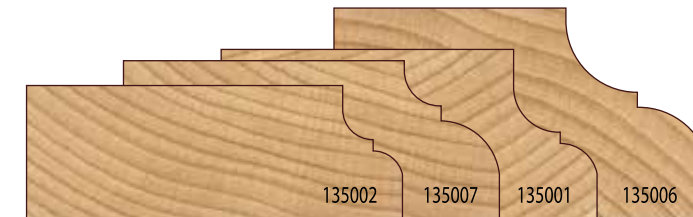
øD	R1	R2	Code No.	B	L	ød	
28.6	4.0	4.0	1350023	12.7	52.5	6	A
	4.0	4.0	1350025	12.7	56.0	8	A
34.9	6.0	5.0	1350013	17.5	56.5	6	A
	6.0	5.0	1350015	17.5	60.0	8	A
28.6	4.5	4.0	1350029	12.7	62.0	12	A
34.9	6.0	4.8	1350019	17.5	66.0	12	A
38.0	4.7	8.0	1350079	16.0	65.0	12	A
51.0	9.5	9.5	1350069	23.0	72.0	12	A
28.6	4.0	4.0	1350035	12.7	54.0	8	B
34.9	6.0	5.0	1350043	17.5	55.0	6	B
	6.0	5.0	1350045	17.5	58.5	8	B
28.6	4.0	4.0	1350039	12.7	60.0	12	B
38.0	4.7	8.0	1350089	16.0	65.0	12	B



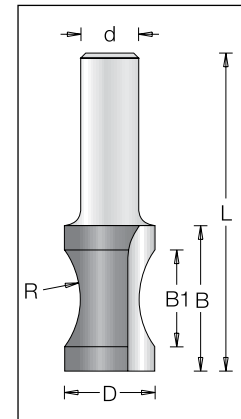
Spare Parts:




■ Available upon request



## Flat Bull Nose Bit

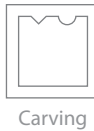


øD	R	Code No.	B	B1	L	ød
20	18	1242045	32	21.3	64	8
	18	1242049	32	21.3	70	12



Router Bits

Router Bits

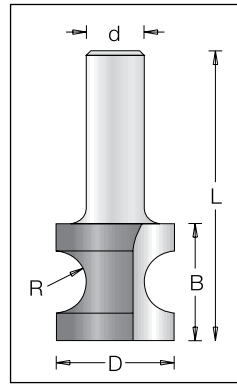




# Router Bits

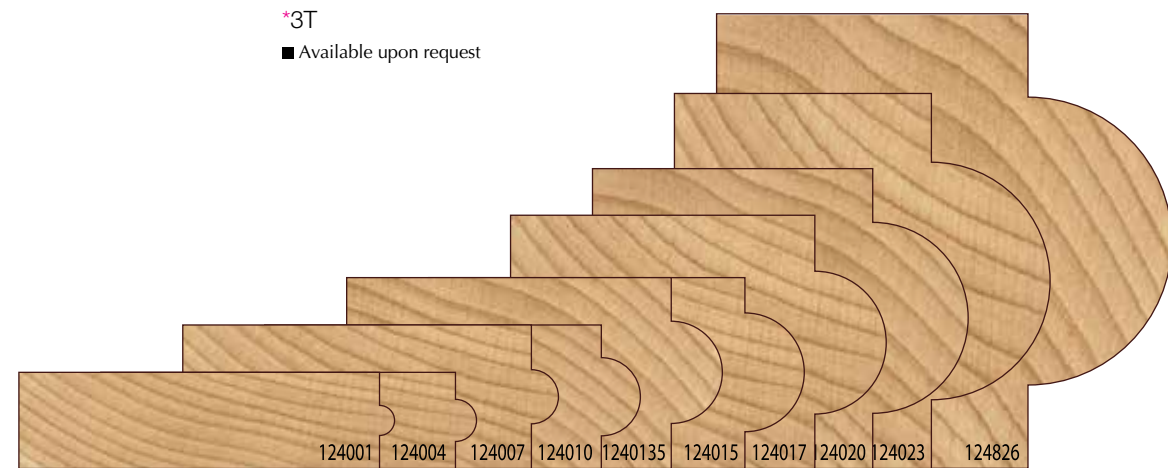
Profiling & Chamfering

## Bull Nose Bit

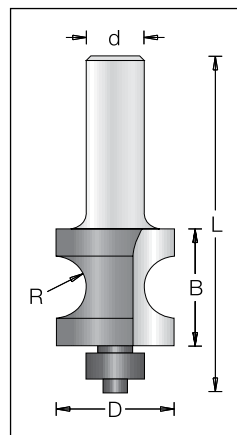


øD	R	Code No.	B	L	ød	n
13.5	2.0	1240013	12.7	41.3	6	
	2.0	1240015	12.7	45.0	8	
15.1	2.8	1240043	12.7	41.3	6	
	2.8	1240045	12.7	45.0	8	
16.7	3.6	1240073	19.1	47.6	6	
	3.6	1240075	19.1	51.0	8	
22.2	5.2	1240103	19.1	47.6	6	
	5.2	1240105	19.1	51.0	8	
26.2	6.8	1240135	25.4	57.5	8	
13.5	2.0	1240019	12.7	55.0	12	
15.1	2.8	1240049	12.7	51.0	12	
16.7	3.6	1240079	19.1	57.0	12	
22.2	5.2	1240109	19.1	57.0	12	
26.1	6.8	1240139	25.4	63.5	12	
28.0	7.9	1240159	25.4	63.5	12	
33.3	9.5	1240179	33.7	72.0	12	
42.0	12.7	1240209	39.7	78.0	12	
50.8	15.9	1240239	50.0	88.0	12	
60.3	19.1	1248269*	50.8	98.0	12	18,000

\*3T  
 ■ Available upon request







## Bull Nose Bit



øD	R	Code No.	B	L	ød	
26.2	6.8	1243139	26	75	12	A
35.0	9.5	1243179	34	84	12	B
44.5	12.7	1243209	40	93	12	C
50.8	15.8	1243239	50	103	12	C

Spare Parts:

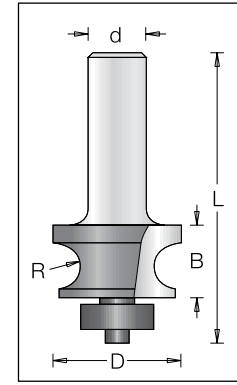
 A. Ball Bearing #191 007 0 12.7x4.7x5	 B. Ball Bearing #191 010 0 16x5x5	 C. Ball Bearing #191 014 0 19.05 x6.35 x7.14
--	--	---



# Router Bits

Profiling & Chamfering



## Corner Bead Cutter

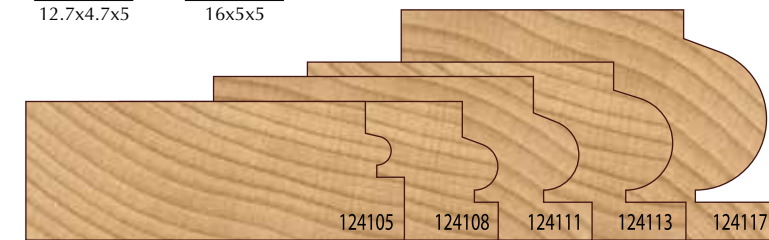


øD	R	Code No.	B	L	ød	
23.0	2.0	1241053	10.3	50.0	6	B
22.2	3.2	1241083	14.3	54.0	6	A
	3.2	1241085	14.3	57.0	8	A
28.2	5.0	1241113	16.5	57.0	6	B
	5.0	1241115	16.5	57.0	8	B
31.8	6.3	1241133	19.1	58.0	6	B
	6.3	1241135	19.1	60.0	8	B
22.2	3.2	1241089	13.5	63.5	12	A
28.2	4.8	1241119	16.5	66.5	12	B
31.8	6.3	1241139	19.1	68.0	12	B
38.1	9.5	1241179	25.4	75.0	12	B

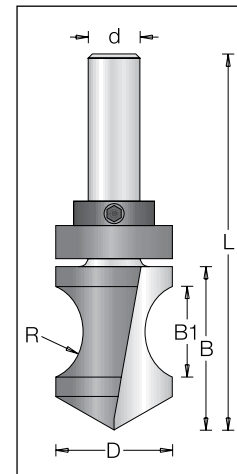
■ Available upon request

Spare Parts:

 A. Ball Bearing #191 007 0 12.7x4.7x5	 B. Ball Bearing #191 010 0 16x5x5
--	--



## Plunge Template Bull Nose Bit

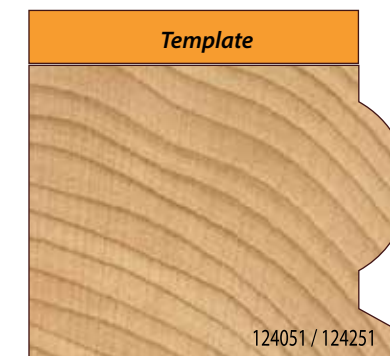


øD	R	Code No.	B	B1	L	ød
28.5	12.7	1240519*	40	22.2	92	12
	12.7	1242519*	40	22.2	92	12

\*Without ball bearing  
 \*With ball bearing

Spare Parts:

 Ball Bearing #191 018 0 28.6x12.7x8
--



Router Bits

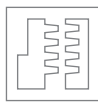
Router Bits



Grooving & Sizing



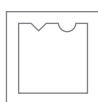
Profiling & Chamfering



Jointing & Rabbeting



door Frame & Panel



Carving



Grooving & Sizing



Profiling & Chamfering



Jointing & Rabbeting



door Frame & Panel



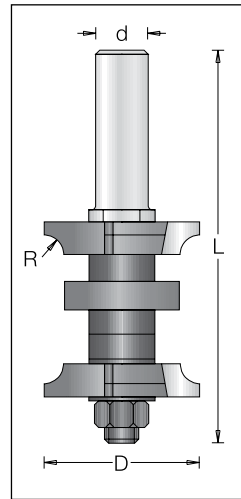
Carving



# Router Bits

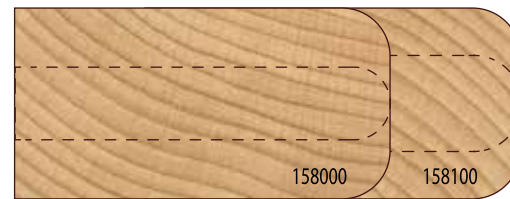
Profiling & Chamfering

## Adjustable Set - Round Over

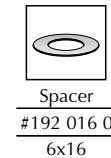
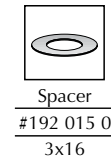
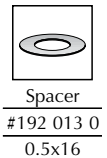


	R	Code No.	øD	B Min.	B Max	L	ød
Complete	4.8	1580009	38.1	9.5	38	12	12
Top Cutter	4.8	1580940	38.1				
Bottom Cutter	4.8	1580950	38.1				

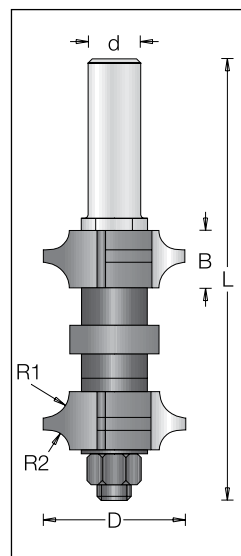
	R	Code No.	øD	B Min.	B Max	L	ød
Complete	6.35	1581009	40.7	12.7	36	96	12
Top Cutter	6.35	1580640	40.7				
Bottom Cutter	6.35	1580630	40.7				




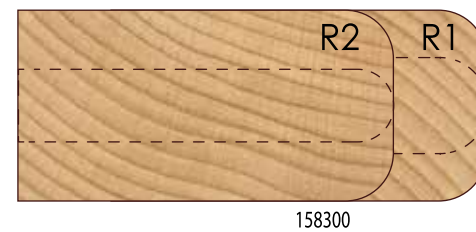
Spare Parts:



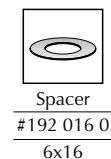
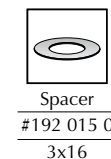
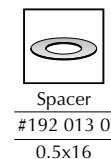
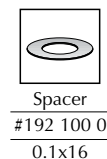
## Adjustable Set - Dual Radius



	R1	R2	Code No.	øD	B Min.	B Max	L	ød
Complete	6.3	4.8	1583009	34.8	9.5/12.7	35/38	108	12
Top Cutter	6.3	4.8	1583020	34.8				
Bottom Cutter	6.3	4.8	1583010	34.8				



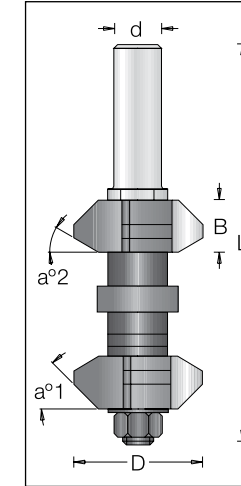
Spare Parts:



# Router Bits

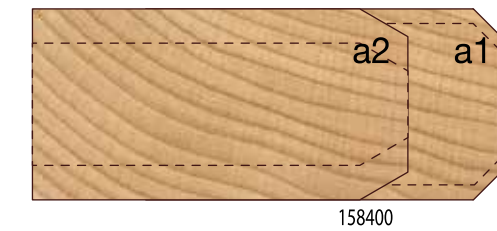
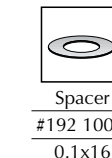
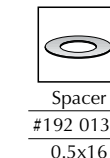
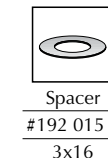
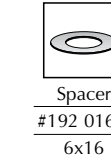
Profiling & Chamfering

## Adjustable Set - Chamfer

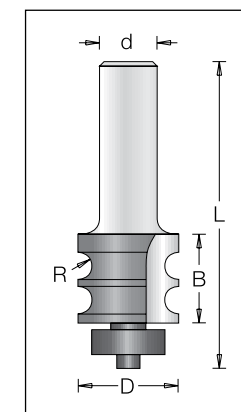


	a°-1	a°-2	Code No.	øD	B Max	L	ød
Complete	45°	30°	1584009	34.8	42/35	108	12
Top Cutter	45°	30°	1584010	34.8			
Bottom Cutter	45°	30°	1584020	34.8			

Spare Parts:




## Double Bead Bit



øD	R	Code No.	B	L	ød
22.2	3	1243089	19.1	69	12

Spare Parts:



Router Bits

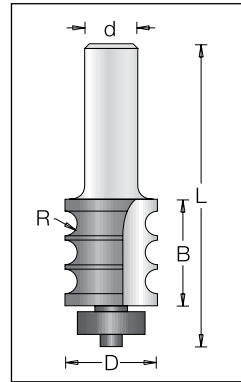
Router Bits



# Router Bits

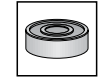
Profiling & Chamfering

## Triple Bead Bit



øD	R	Code No.	B	L	ød
22.2	3	1243329	25.4	74	12

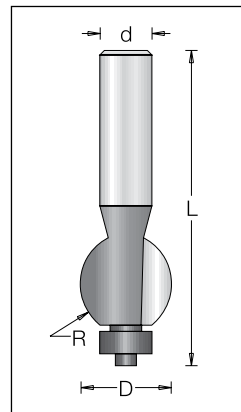
Spare Parts:



Ball Bearing  
#191 010 0  
5x16x5

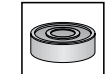


## Flat Sunk Bead Bit



øD	R	Code No.	B	L	ød
19.1	8.0	1623029	12.7	70	12
22.2	12.0	1623049	19.1	78	12
22.2	19.5	1623059	25.4	85	12
25.4	32.0	1623069	38.1	98	12

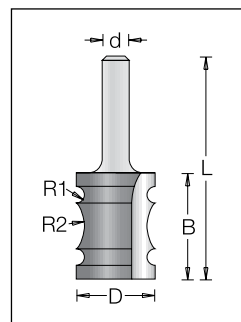
Spare Parts:




Ball Bearing  
#191 007 0  
12.7x4.76x5



## Reed Edge Mould Bit



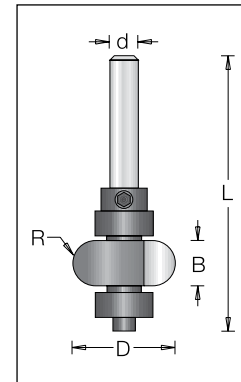
øD	R1	R2	Code No.	B	L	ød
19.1	2	6	1243093	25.4	55	6



# Router Bits

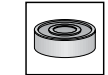
Profiling & Chamfering

## Sunk Bead Bit

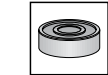


øD	R	Code No.	B	L	ød
19.1	3.2	1622023	6.4	57	6
22.7	5.0	1622053	10.0	61	6


Spare Parts:



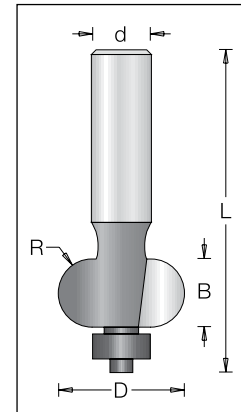
Ball Bearing  
#191 007 0  
12.7x4.76x5



Ball Bearing  
#191 003 0  
12.7x6.35x4.76

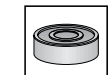


## Sunk Bead Bit




øD	R	Code No.	B	L	ød
20.7	4	1620043	8	47	6
22.7	5	1620053	10	49	6
24.7	6	1620063	12	51	6
32.7	10	1620109	20	75	12

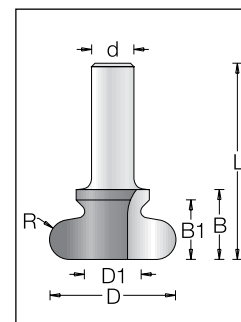
Spare Parts:




Ball Bearing  
#191 007 0  
12.7x4.76x5



## Finger Grip Bit



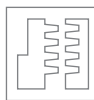
øD	D1	Code No.	B	B1	R	L	ød
19.1	10	1480195	19.1	14.3	4.8	54.5	8
19.1	10	1480199	19.1	14.3	4.8	57.5	12
38.1	17	1480315	21.0	18.0	6.0	53.0	8
38.1	17	1480319	21.0	18.0	6.0	59.0	12
45.0	17	1480379	21.0	17.2	4.8	59.0	12



Grooving & Sizing



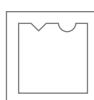
Profiling & Chamfering



Joining & Rabbeting



door Frame & Panel



Carving



Grooving & Sizing



Profiling & Chamfering



Joining & Rabbeting



door Frame & Panel



Carving

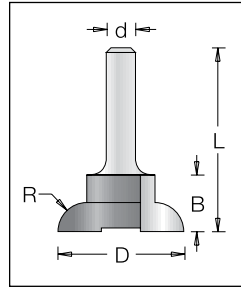
# Router Bits

Profiling & Chamfering

# Router Bits


Profiling & Chamfering

## Finger Grip Bit

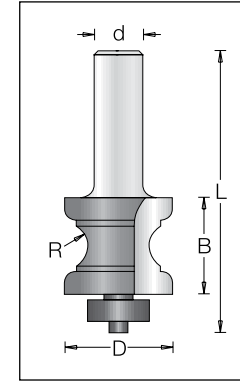


øD	R	Code No.	B	L	ød
28	6.35	1320103	12.7	41	6

■ Available upon request

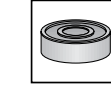


## Profile Edge Mould Bit

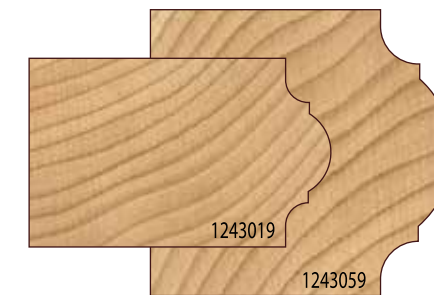


øD	R	Code No.	B	L	ød
28	6	1243019	25	74	12
32	8	1243049	30	79	12
35	13	1243059	40	89	12

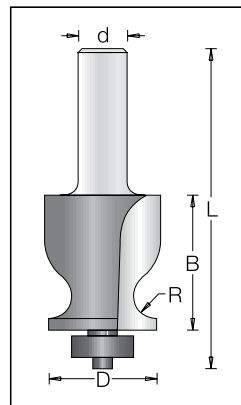
Spare Parts:



Ball Bearing  
#191 010 0  
16x5x5



## Flat Bull Nose Bead Bit



øD	R	Code No.	B	L	ød
30	6	1560449	35	84.5	12

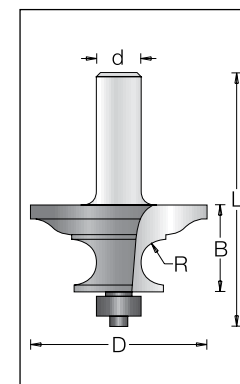
Spare Parts:



Ball Bearing  
#191 010 0  
16x5x5

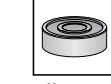


## Classic Corner Bead Bit




øD	R	Code No.	B	L	ød
50.8	6.5	1560409	25.4	75	12

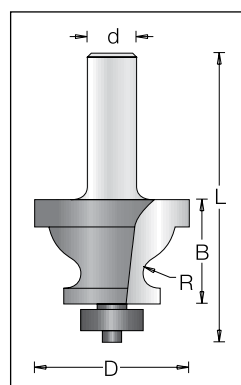
Spare Parts:



Ball Bearing  
#191 007 0  
12.7x4.76x5



## Bull Nose Mould Bit



øD	R	Code No.	B	L	ød
40	4	1560539	27	76	12

■ Available upon request

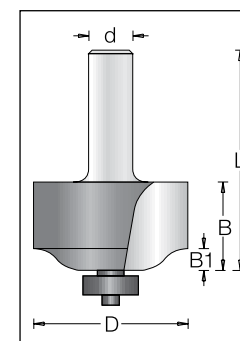
Spare Parts:



Ball Bearing  
#191 010 0  
16x5x5

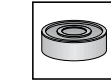


## Frame Edge Profiling Bit




øD	Code No.	B	B1	L	ød
45	1563069	25.4	6.35	75	12

Spare Parts:



Ball Bearing  
#191 006 0  
15.9x4.7x5



Router Bits

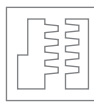
Router Bits



Grooving & Sizing



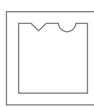
Profiling & Chamfering



Joining & Rabbeting



door Frame & Panel



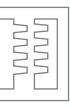
Carving



Grooving & Sizing



Profiling & Chamfering



Joining & Rabbeting



door Frame & Panel



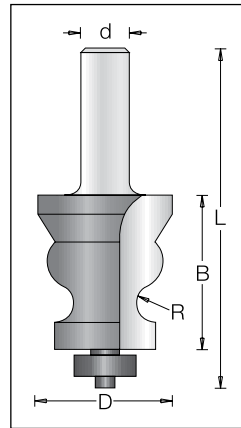
Carving



# Router Bits

Profiling & Chamfering

## Plant Mould Bit




øD	R	Code No.	B	L	ød
35	5	1560479	38.1	87	12

Spare Parts:



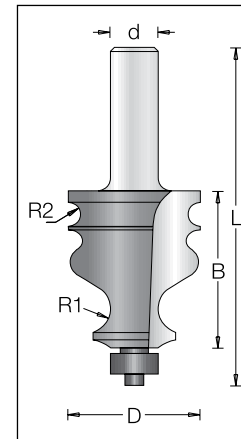
Ball Bearing  
#191 010 0  
16x5x5



# Router Bits

Profiling & Chamfering

## Face Moulding Bit




øD	R1	R2	Code No.	B	L	ød
35	6.5	3.2	1563029	41.5	91	12

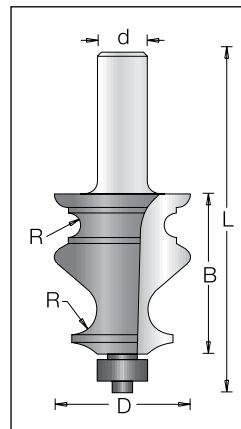
Spare Parts:



Ball Bearing  
#191 007 0  
12.7x4.76x5



## Face Moulding Bit



øD	R1	R2	Code No.	B	L	ød
34.7	6.5	3.2	1563019	41.5	90.5	12

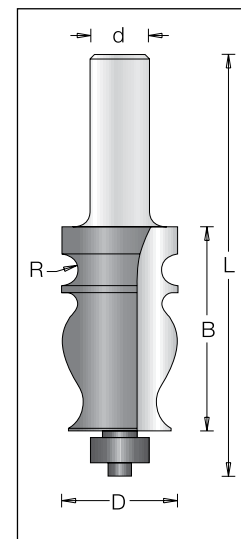
Spare Parts:



Ball Bearing  
#191 007 0  
12.7x4.76x5



## Face Moulding Bit




øD	R	Code No.	B	L	ød
25.4	3.5	1560219	45	94	12

Spare Parts:



Ball Bearing  
#191 007 0  
12.7x4.76x5



Router Bits

Router Bits



Grooving & Sizing



Profiling & Chamfering



Joining & Rabbeting



door Frame & Panel



Carving



Grooving & Sizing



Profiling & Chamfering



Joining & Rabbeting



door Frame & Panel

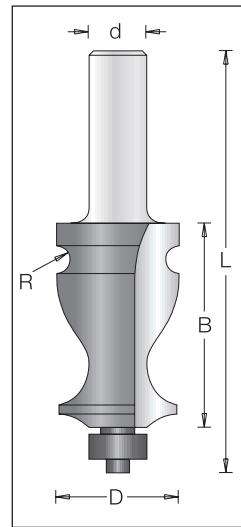


Carving

# Router Bits


Profiling & Chamfering

## Face Moulding Bit

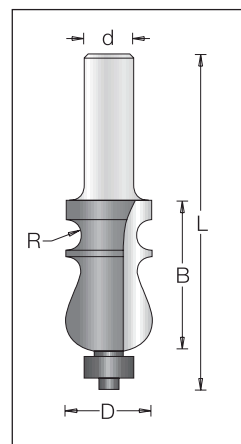


øD	R	Code No.	B	L	ød
27	3	1560139	45	94	12

Spare Parts:




## Face Moulding Bit

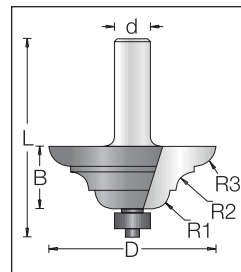


øD	R	Code No.	B	L	ød
22	4	1560079	38	87	12

Spare Parts:




## Classical Elegant Mould Bit



øD	R1	R2	R3	Code No.	B	L	ød
59	6.5	6.5	7.5	1650109	22	71	12

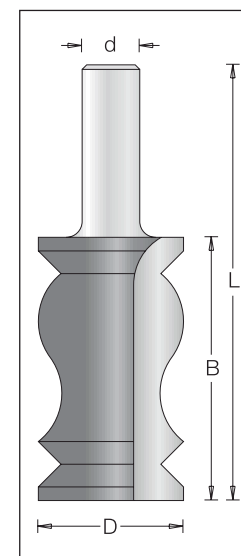
Spare Parts:



# Router Bits

Profiling & Chamfering

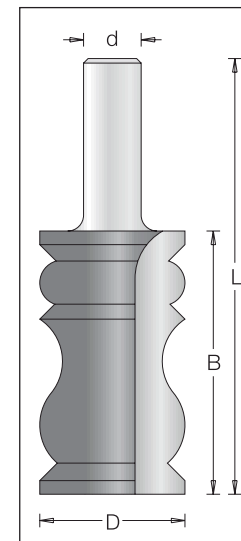
## Cornice Profiling Bit



øD	B	Code No.	L	ød
32	58	1560089	96	12



## Cornice Profiling Bit

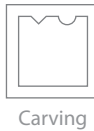


øD	B	Code No.	L	ød
31.4	58	1560039	96	12



Router Bits

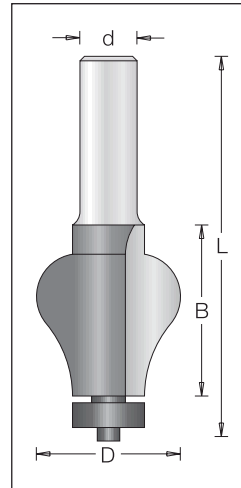
Router Bits



# Router Bits

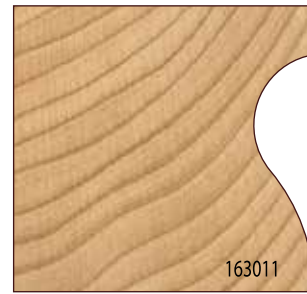
Profiling & Chamfering

## Handrail Bit

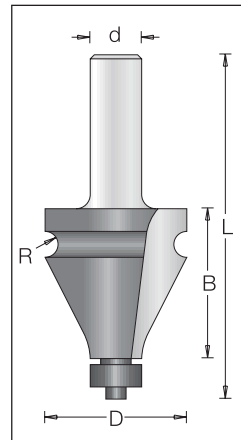


øD	B	Code No.	L	ød
32	38	1630119	87	12

Spare Parts:



## Handrail Bit

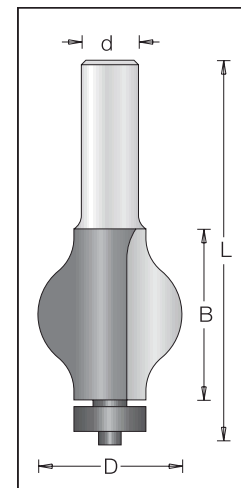


øD	R	B	Code No.	L	ød
35	3.2	37	1630049	86	12

Spare Parts:



## Handrail Bit



øD	B	Code No.	L	ød
32	38	1630129	87	12

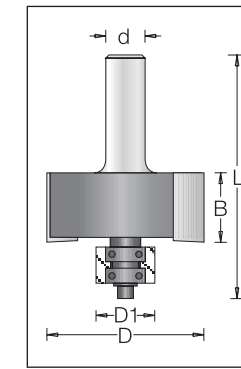
Spare Parts:



# Router Bits

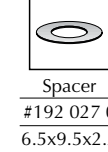
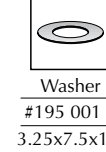
Profiling & Chamfering

## Super Rabbete

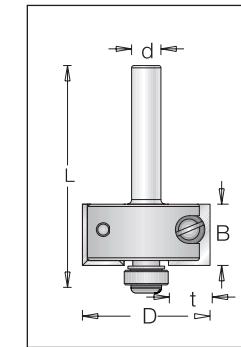


øD	B	Code No.	L	ød	t
50.8	22.5	1146109	78	12	15.9

Spare Parts:

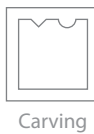

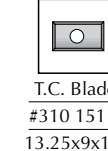


## Rabbeting Bit



øD	B	Code No.	t	L	ød
28.6	13.25	E1143205	9.5	51.7	8

Spare Parts:

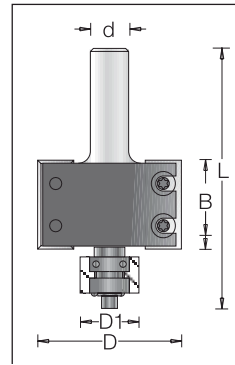




# Router Bits

Profiling & Chamfering

## Super Rabbete

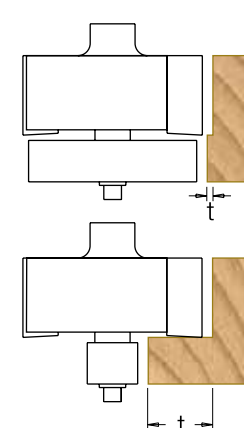


øD	B	Code No.	L	ød	t
38.1	12	1143019*	66	12	12
50.8	29.5	1143109	84	12	15.9



### Spare Parts:

T.C. Blade #310 121 2 12x12x1.5	Ball Bearing #191 003 0 6.3x12.7x4.7	Washer #195 001 0 3.25x7.5x1.0	Spacer #192 027 0 6.5x9.5x2.2	Allen screw #193 004 0 NC 5-1/2	Allen screw #193 148 2 M4-0.7	Allen key 1940010 3/32	Allen key 1941015 T15
T.C. Blade #310 723 0 12x29.5x1.5							



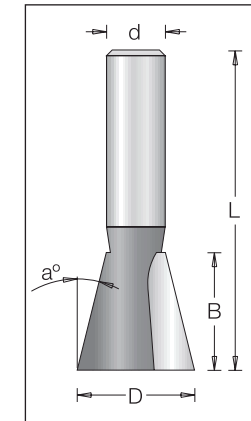
øD1	Code No.	t
47.6	1929900	1.6
44.4	1929890	3.2
41.3	1929880	4.7
38.9	1929950	5.9
38.1	1929870	6.3
34.9	1929860	7.9
32.5	1929940	9.1
31.7	1929850	9.5
28.6	1929840	11.1
27.0	1929930	11.9
25.4	1929830	12.7
22.2	1929820	14.3
20.6	1929920	15.1
19.0	1929810	15.9
15.9	1929800	17.4
14.3	1929910	18.2

14.3	22.2	31.7	38.9
15.9	25.4	32.5	41.3
19.0	27.0	34.9	44.4
20.6	28.6	38.1	47.6

# Router Bits

Profiling & Chamfering

## Dovetail Bit

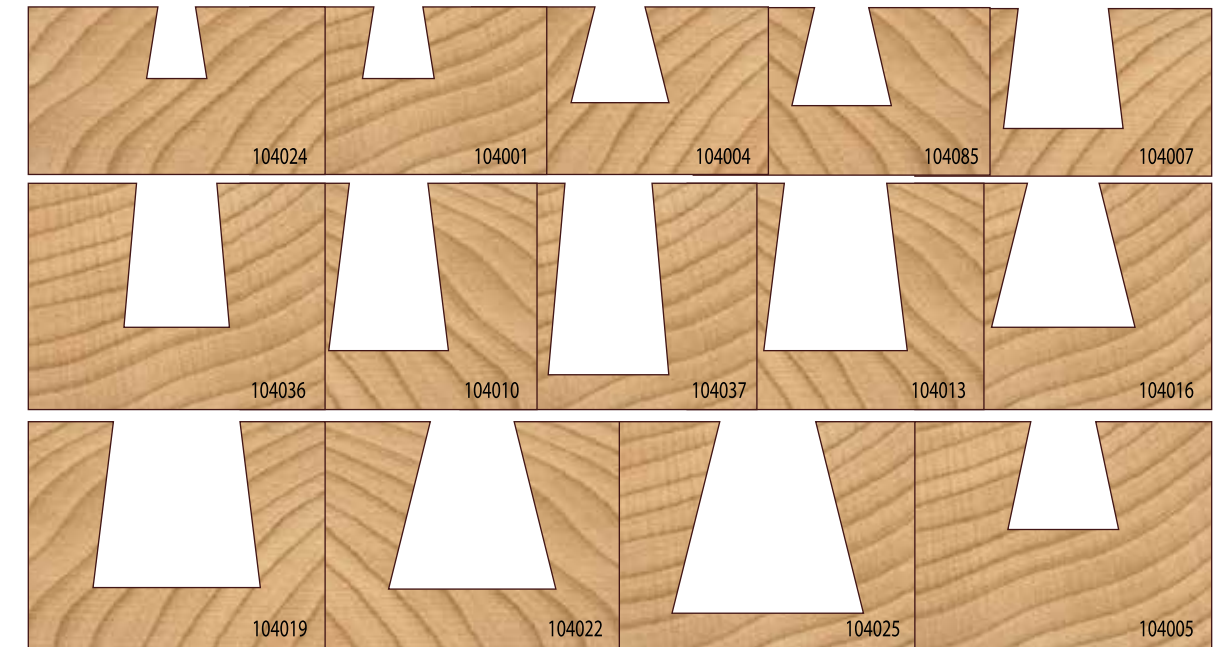


øD	a	B	Code No.	L	ød
8.0	9°	9.5	1040243*	63.5	6
9.5	9°	9.5	1040013	42.0	6
	9°	9.5	1040015	47.0	8
12.7	14°	12.7	1040043	44.5	6
	14°	12.7	1040045	49.0	8
13.2	13°	13.0	1040853	55.5	6
15.9	7°	15.9	1040073	44.5	6
9.5	9°	9.5	1040019	54.0	12
12.7	14°	12.7	1040049	60.0	12
14.0	5°	19.1	1040369	64.0	12
15.9	7°	22.2	1040109	65.0	12
	5°	25.4	1040379	68.0	12
19.1	7°	22.2	1040139	65.0	12
	14°	19.1	1040169	65.0	12
22.2	7°	22.2	1040199	60.0	12
	14°	22.2	1040229	67.0	12
25.4	14°	25.4	1040259	69.5	12
	12°	14.3	1040053	58.0	6
14.7	12°	14.3	1040055	61.0	8

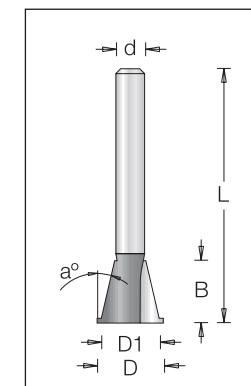


■ Available upon request

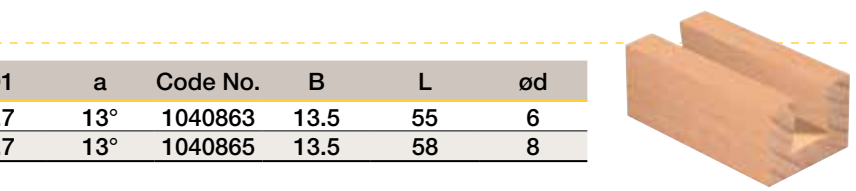
⚠ \* Solid Carbide



## Spurs Dovetail Bit



øD	øD1	a	Code No.	B	L	ød
14.3	12.7	13°	1040863	13.5	55	6
	12.7	13°	1040865	13.5	58	8



Router Bits

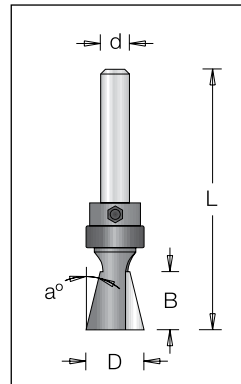
Router Bits



# Router Bits

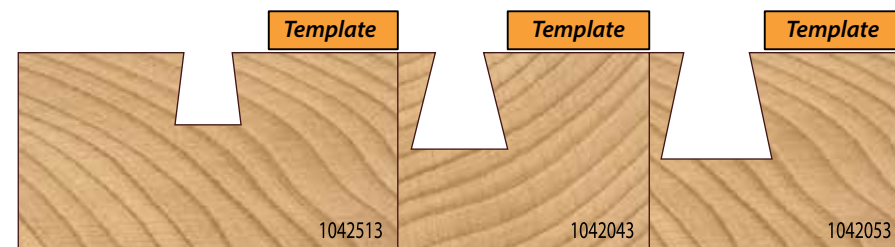
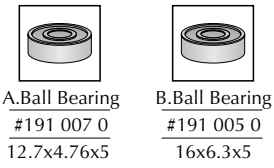
Joining & Rebating

## Dovetail Bit

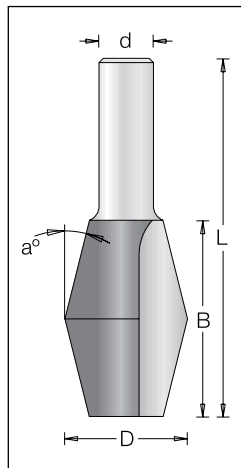


øD	a	B	Code No.	L	ød	
12.7	14°	12.7	1042043	56	6	A
14.6	12°	14.0	1042053	60	6	A
8.7	7°	9.5	1042513	58	6	B

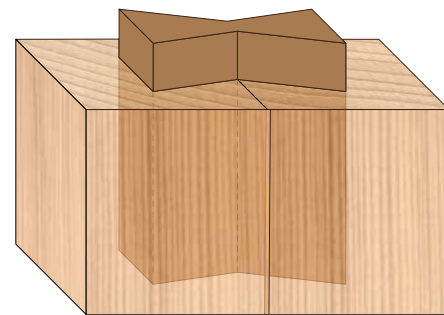
Spare Parts:



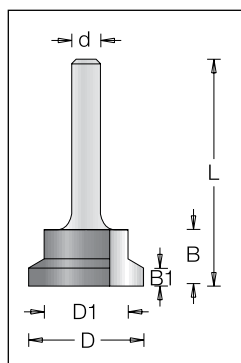
## Butterfly Spline Bit




øD	a	B	Code No.	L	ød
28	14°	46	1670019	84	12



## Locking Drawer Glue Joint



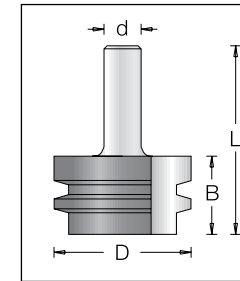
øD	øD1	Code No.	B	B1	L	ød
19.1	12.2	1490013	12.7	4	49	6
25.4	18.5	1490039	12.7	4	49	12



# Router Bits

Joining & Rebating

## Glue Joint Bit



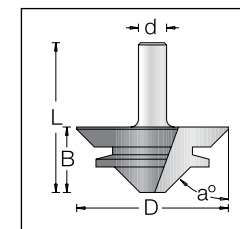
øD	B	Code No.	L	ød
47	28	1490139	66	12



149013

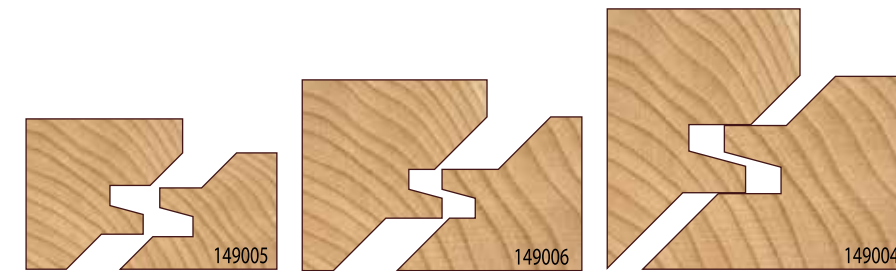


## 45° Lock Mitre Joint Bit

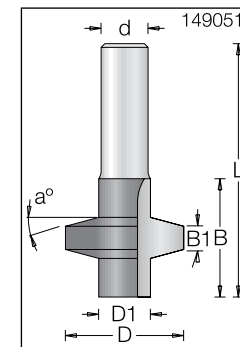


øD	a	B	Code No.	L	ød	n
41.7	45°	16.0	1490053	44.6	6	
44.5	45°	20.0	1490069	58.0	12	
67.0	45°	29.5	1490049	77.5	12	18,000

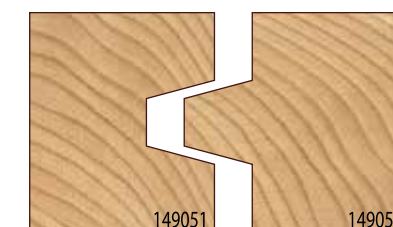
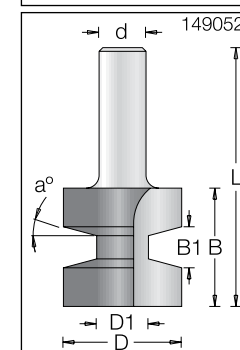
Max. RPM



## Wedge & Tongue Bit



øD	øD1	Code No.	a	B	B1	L	ød
32.0	14	1490519	15°	32	6.5	70	12
31.5	14	1490529	15°	32	11.1	70	12



Router Bits

Router Bits



Grooving & Sizing



Profiling & Chamfering



Joining & Rabbeting



Door Frame & Panel



Carving



Grooving & Sizing



Profiling & Chamfering



Joining & Rabbeting



Door Frame & Panel

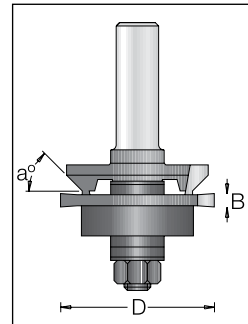


Carving

# Router Bits

Jointing & Rebating

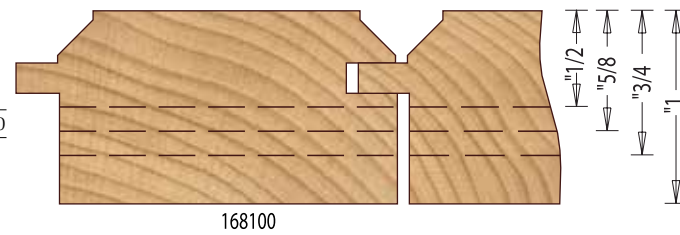
## Tongue & Groove Bevel Set



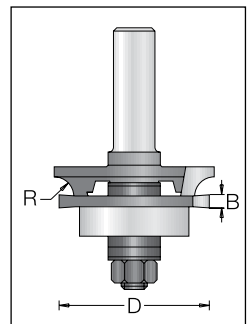
	øD	a	B	Code No.	L	ød
Complete	42.5	45°	30.5	1681009	80	12
Profile Cutter	42.5	45°	9.0	1681010		
Rebating Cutter	33.5		17.5	1680010		
Groover	46.0		4.0	1421040		

Spare Parts:

Arbor & Nut #190 005 9 L=80	Ball Bearing #191 013 0 8x22x7	Ball Bearing #191 945 0 8x33.5x8.6	Washer #192 011 0 1X16
Spacer #192 015 0 3X16	Spacer #192 013 0 0.5X16	Spacer #192 012 0 0.4X16	Spacer #192 100 0 0.1X16
Spacer #192 050 0 0.05X16			



## Tongue & Groove Round Set

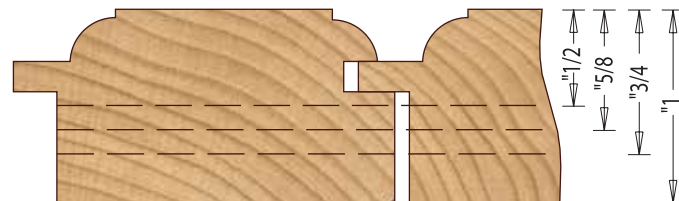


	øD	R	Code No.	B	L	ød
Complete	49.0	6	1682009	30.5	80	12
Profile Cutter	49.0	6	1682010	9.0		
Rebating Cutter	33.5		1680010	17.5		
Groover	46.0		1421040	4.0		

■ Available upon request

Spare Parts:

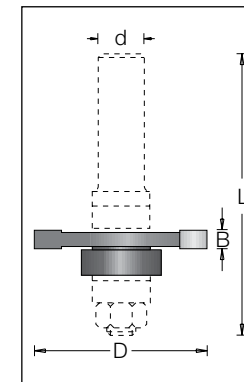
Arbor & Nut #190 005 9 L=80	Ball Bearing #191 013 0 8x22x7	Ball Bearing #191 945 0 8x33.5x8.6	Washer #192 011 0 1x16
Spacer #192 015 0 3x16	Spacer #192 100 0 0.1x16	Spacer #192 050 0 0.05x16	Spacer #192 013 0 0.5x16
	Spacer #192 012 0 0.4x16		



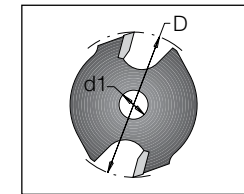
# Router Bits

Jointing & Rebating

## Slotting Cutter



øD	ød	B	Code No.
40	6.35	1.5	1083010
	6.35	2.0	1083020
	6.35	2.5	1083030
	6.35	3.0	1083040
	6.35	4.0	1083050
	6.35	5.0	1083060
40	6.35	6.0	1083070
	6.0	1.5	1082010*
	6.0	2.0	1082020*
	6.0	2.5	1082030*
	6.0	3.0	1082040*
	6.0	4.0	1082050*
40	6.0	5.0	1082060*
	6.0	6.0	1082070*

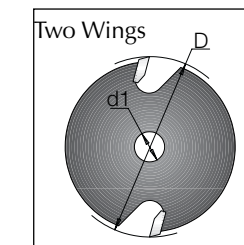


Spare Parts:

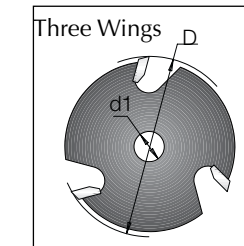
Arbor & Nut #190 010 3 L=55	Arbor & Nut #190 010 5 L=58	Arbor & Nut #190 010 9 L=64	Arbor & Nut #190 020 3 L=52	Arbor & Nut #190 020 5 L=57	Ball Bearing #191 005 0 16x6.3x5	Ball Bearing #191 012 0 19x6x6
-----------------------------------	-----------------------------------	-----------------------------------	-----------------------------------	-----------------------------------	--	--------------------------------------

⚠ The Code No. refers to slotting cutters only. If you wish to order slotting cutters assembled on the arbor, change the last digit of the catalogue number according to the following arbor shaft sizes: 3=6.0mm, 4=1/4", 5=8.0mm, 8=1/2", 9=12mm.

## Slotting Cutter



øD	ød	B	Code No.
47.6	7.94	3	1080600
	7.94	4	1080630
	7.94	5	1080670
	7.94	6	1080700

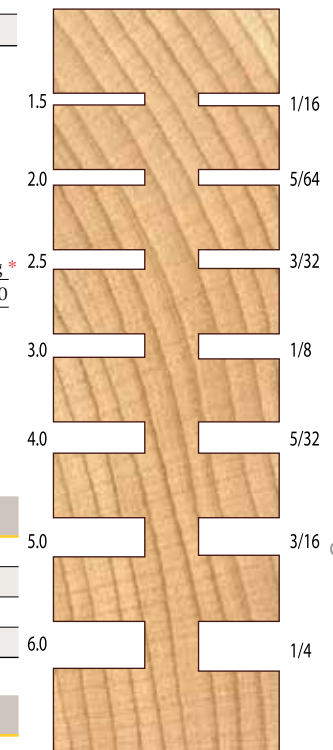
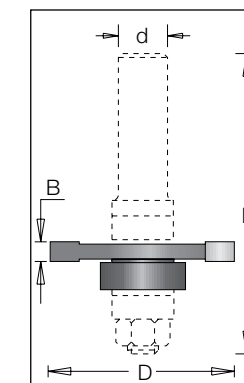


øD	ød	B	Code No.
47.6	7.94	1.5	1080730
	7.94	2.0	1080760
	7.94	2.5	1080790
	7.94	3.0	1080820
	7.94	4.0	1080850
	7.94	5	1080880
	7.94	6	1080910

⚠ The Code No. refers to slotting cutters only. If you wish to order slotting cutters assembled on the arbor, change the last digit of the catalogue number according to the following arbor shaft sizes: 3=6.0mm, 4=1/4", 5=8.0mm, 8=1/2".

Spare Parts:

Arbor & Nut #190 004 3 L=67	Arbor & Nut #190 004 5 L=70	Arbor & Nut #190 004 9 L=76	Ball Bearing #191 013 0 22x8x7
-----------------------------------	-----------------------------------	-----------------------------------	--------------------------------------



Router Bits

Router Bits

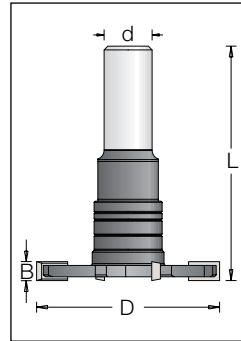




# Router Bits

Joining & Rebating

## Slotting Cutter (Flat Installation)

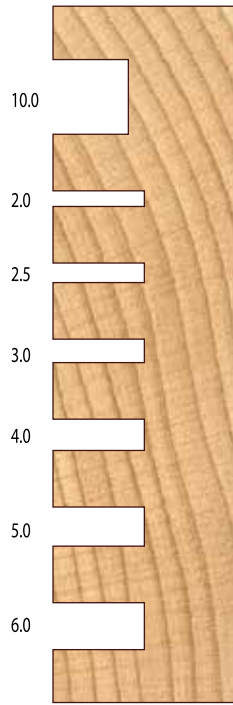


øD	Set No.	B	Z	L	ød	Cutter Code No.
40	1086109	10.0	2	61	12	1086100
	1086519	2.5	4	61	12	1086510
	1086529	3.0	4	61	12	1086520
50	1086539	4.0	4	61	12	1086530
	1086559	6.0	4	61	12	1086550

■ Available upon request

Spare Parts:

Arbor	Washer	Washer	Washer
#190 063 9 L=61xM12	#192 134 0 18x12x4	#192 132 0 18x12x2	#192 133 0 18x12x3



1086



## Adjustable Slotting System

**PATENTED**

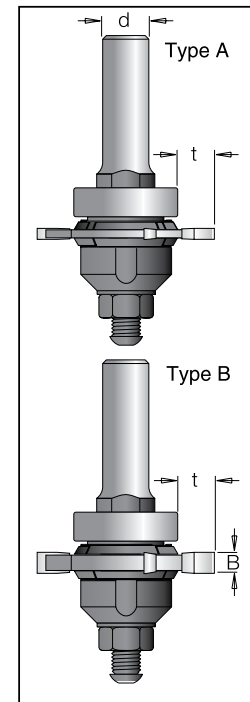
Type	D	B	Code No.	L	t	d
A	50	3.0-5.5	1084605	78.5	10.7	8
B	50	5.5-10.0	1084659	88.9	10.7	12
B	50	5.5-10.0	1084655	82.8	10.7	8

■ Available upon request

PAT. PEND. No. 149909I

- Easy and simple adjustment.
- Continuous width adjustment.
- Shorter setup time.
- Laser etched scale of 0.05mm.

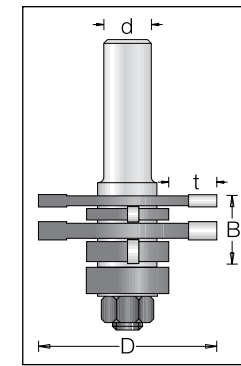
PAT. PEND. No. 149909IL



# Router Bits

Joining & Rebating

## Quadri-set - Slotting Cutter

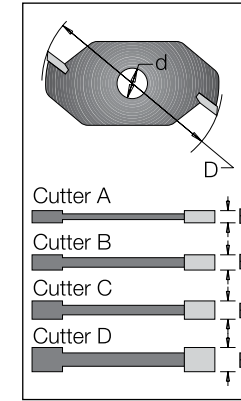


	øD	B	Code No.	t	L	ød
Complete	47.6	5.7-18.0	1084009	12.8	76.2	12.0
Cutter A	47.6	3.2	1080100			7.94
Cutter B	47.6	4.0	1080130			7.94
Cutter C	47.6	4.8	1080160			7.94
Cutter D	47.6	6.3	1080190			7.94

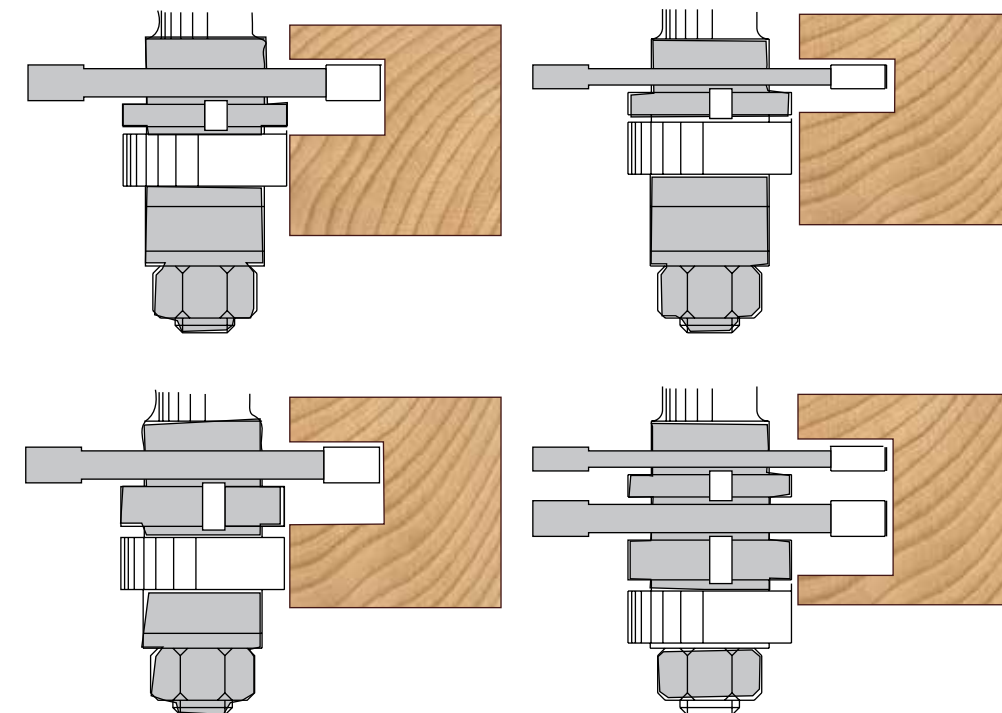
⚠ Recommended combination for varying cutting width. If intermediate cutting widths are required, shims are added or removed accordingly.

Spare Parts:

Arbor & Nut #190 006 9 L=76	Ball Bearing #191 013 0 22x8x7	Washer #192 011 0 1x15
Spacer #192 016 0 6x16	Spacer #192 013 0 0.5x16	Spacer #192 100 0 0.1x16



Width mm	5.7	6	7	8	9	10	11	12	13	14	15	16	17	18
Cutter	A	A	A	A	C	C	C	B	B	A	A	A	A	A
Shims	0.3	1	0.7	0.4	1.4	2.4	0.4	4	1	0.4	1.4	1.4	1.5	
Cutter	B	B	C	D	D	D	D	C	C	B	B	B	B	B
Shims								1	1.4	0.3	1.3	1.3	1.3	1.8
Cutter								D	D	C	C	C	C	C
Shims										1	1	1	2	2.5
Cutter										D	D	D	D	D



Router Bits

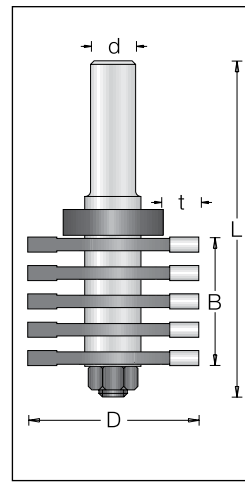
Router Bits



# Router Bits

Joining & Rebating

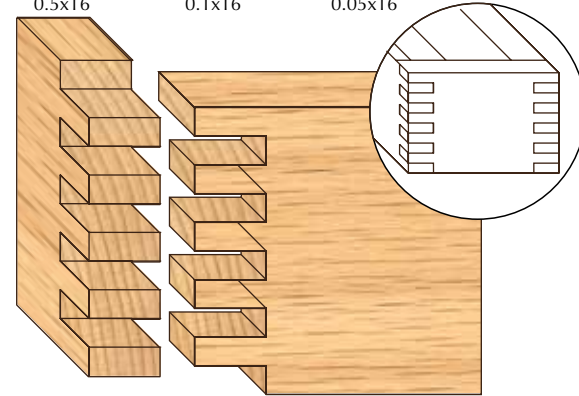
## Combi Joint Set



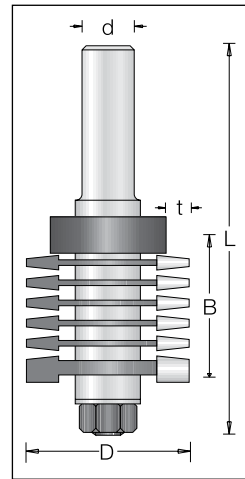
øD	Code No.	B	t	L	ød
47.6	Complete 1089019	36	9.3	96	12
47.6	Cutters 1080850	4.0			

Spare Parts:

Delrin Set #191 950 0 8x28x8.5	Delrin Set #191 951 0 8x29x8.5	Delrin Set #191 952 0 8x34x8.5	Arbor & Nut #190 009 9 L=96		
Washer #192 011 0 8x15.9x1	Spacer #192 029 0 5.3x16	Spacer #192 013 0 0.5x16	Spacer #192 100 0 0.1x16	Spacer #192 050 0 0.05x16	



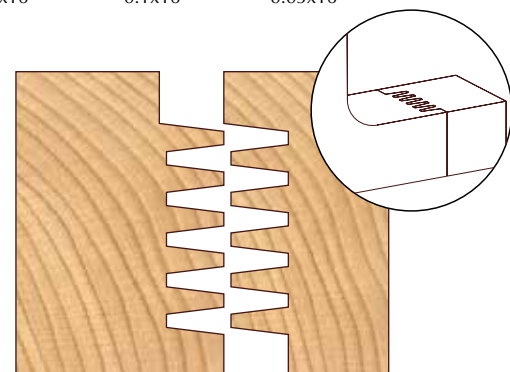

## Two Wings Finger Jointer Set



	øD	B	Code No.	t	L	ød
Complete	39.5	33	1089009	5.75	96	12
Cutter A (x5)	39.5	1.85	1089030			
Cutter B (x1)	39.1	5.5	1089200			

Spare Parts:

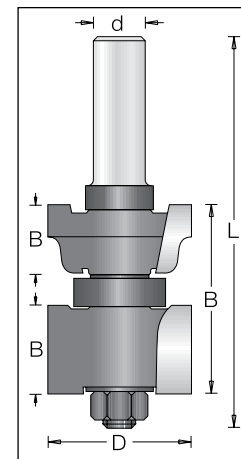
Arbor & Nut #190 040 9 L=96	Ball Bearing #191 016 0 8x28x7	Washer #192 011 0 8x16x1.0	Spacer #192 016 0 6x16		
Spacer #192 020 0 3.4x16	Spacer #192 011 0 1x16	Spacer #192 013 0 0.5x16	Spacer #192 100 0 0.1x16	Spacer #192 050 0 0.05x16	



# Router Bits

Door Frame & Panel

## Lambs Tongue Sash Bar Set

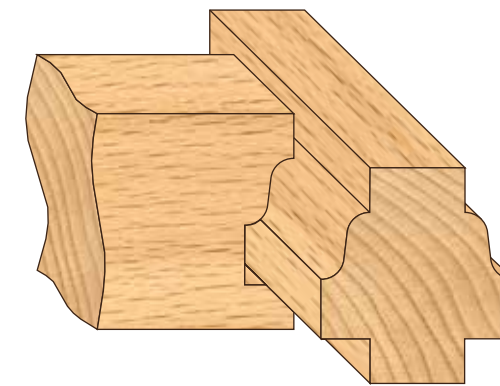
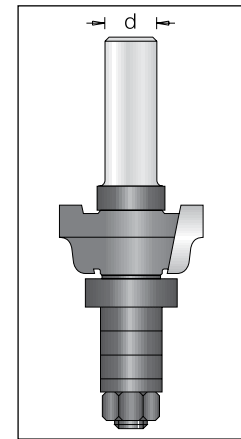


øD	Code No.	B	L	ød	n
35	Complete 1330209	47	96	12	16,000
35	Profile Cutter 1332010	17			
35	Rebating Cutter 1332040	22			

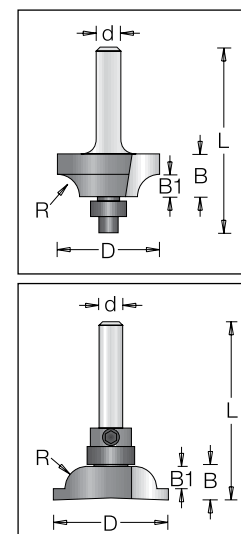
Max. RPM

Spare Parts:

Arbor & Nut #190 009 9 L=96	Ball Bearing #191 013 0 8x22x7	Washer #192 011 0 8x16x1.0	Spacer #192 016 0 6x16
Spacer #192 015 0 3x16	Spacer #192 013 0 0.5x16	Spacer #192 100 0 0.1x16	Spacer #192 050 0 0.05x16




## Set of Stile & Rail Bit



øD	Code No.	B	B1	R	L	ød
Set No. 1490753						
27.5	1490733	11.5	6	6	50	6 A
30.7	1492743	9.0	6	6	47	6 B


Spare Parts:

A. Ball Bearing #1910010 9.5x3x4	B. Ball Bearing #1910030 12.7x6.3x4.7



Router Bits

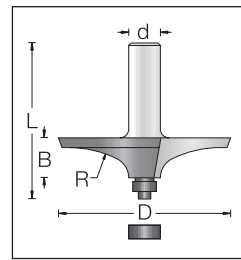
Router Bits



# Router Bits

Door Frame & Panel

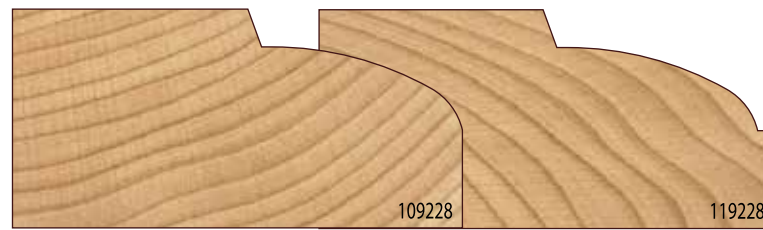
## Thumbnail Bit



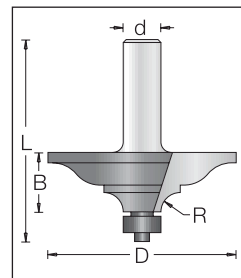
øD	R	B	Code No.	L	ød	n	
69.2	43	16	1092289	76	12	18,000	A
	43	16	1192289	74	12	18,000	B

Spare Parts:

A. Ball Bearing #191 007 0 12.7x4.76x5	B. Ball Bearing #191 004 0 9.5x4.7x3



## Classical Bit



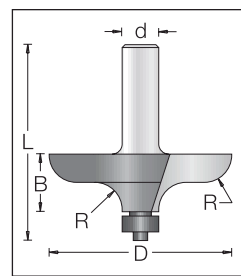
øD	R	B	Code No.	L	ød
63.5	6.5	20	1650079	79	12

Spare Parts:

Ball Bearing #191 007 0 12.7x4.76x5



## Traditional Bit



øD	R	B	Code No.	L	ød
63.5	9.5	20	1650049	79	12

Spare Parts:

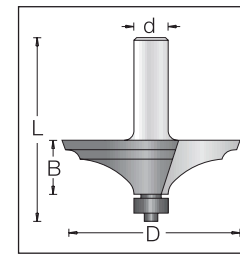
Ball Bearing #191 007 0 12.7x4.76x5



# Router Bits

Door Frame & Panel

## Classic Elegant Bit



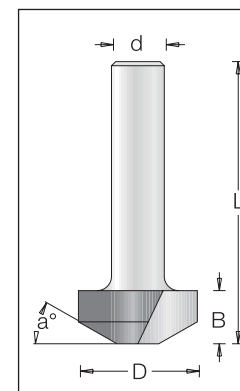
øD	B	Code No.	L	ød	n	R1	R2
66	20	1650139	79	12	18,000	4.5	28

Spare Parts:

Ball Bearing #191 007 0 12.7x4.76x5



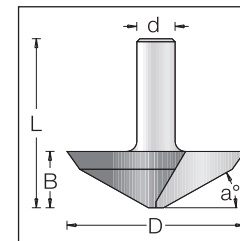
## Raised Panel Bit



øD	a	B	Code No.	L	ød
28.6	30°	12.7	1290019	69	12



## Raised Panel Bit



øD	a	B	Code No.	L	ød	n
67.7	25°	19.1	1291079	67	12	18,000



Router Bits

Router Bits

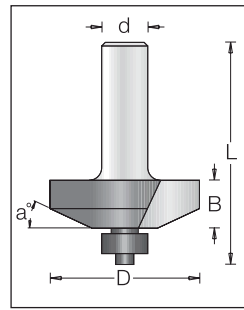




# Router Bits

Door Frame & Panel

## Raised Panel Bit



øD	a	B	Code No.	L	ød
41.3	25°	12.7	1230019	62	12

Spare Parts:



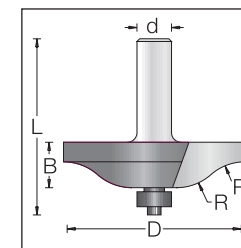
Ball Bearing  
#191 007 0  
12.7x4.7x5



# Router Bits

Door Frame & Panel

## Raised Panel Bit




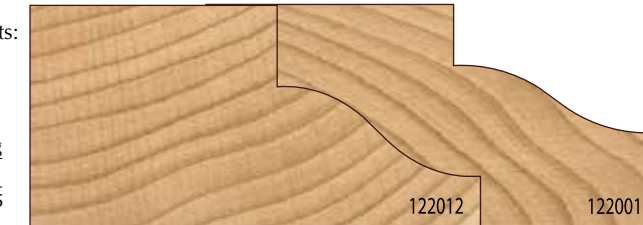
øD	R	B	Code No.	L	ød	n
66.6	19	17.0	1220019	76.1	12	
85.7	22	15.9	1220129	75.0	12	16,000

Max. RPM

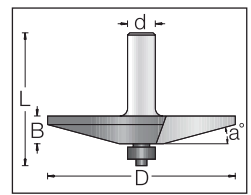
Spare Parts:



Ball Bearing  
#191 007 0  
12.7x4.7x5



## Raised Panel Bit





øD	a	B	Code No.	L	ød	n
85.8	15°	12.7	1221049	71	12	16,000

Max. RPM

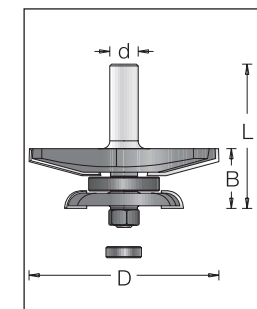
Spare Parts:



Ball Bearing  
#191 007 0  
12.7x4.7x5



## Raised Panel Bit




	øD	a°	R	Code No.	B	L	ød	n
Complete	85.8			1229049	27.5	83.4	12	12,000
Profile cutter	85.8	15		1225049	12.7	83.4	12	
Cutter	54.0		7.9	1225010	7.9			

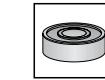
Available upon request

Max. RPM

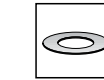
Spare Parts:



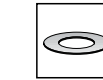
Ball Bearing  
#191 024 0  
16x8x5



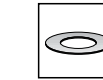
Ball Bearing  
#191 971 0  
31.7x8x6.2



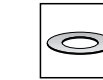
Spacer  
#192 018 0  
1x12




Spacer  
#192 013 5  
0.5x12



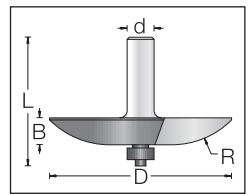
Spacer  
#192 120 0  
0.05x12



Spacer  
#192 115 0  
0.1x12



## Raised Panel Bit




øD	R	B	Code No.	L	ød	n
85.8	40	12.7	1222079	71.5	12	16,000

Spare Parts:



Ball Bearing  
#191 007 0  
12.7x4.7x5



Router Bits

Router Bits



Grooving & Sizing



Profiling & Chamfering



Jointing & Rabbeting



Door Frame & Panel



Carving



Grooving & Sizing



Profiling & Chamfering



Jointing & Rabbeting



Door Frame & Panel

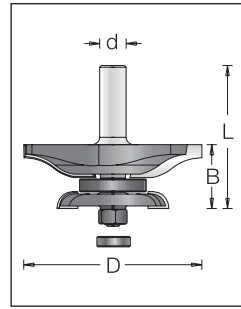


Carving

# Router Bits

Door Frame & Panel

## Raised Panel Bit




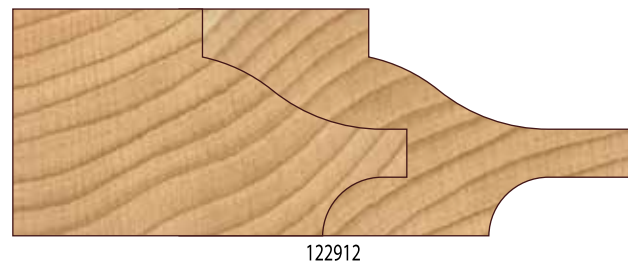
	øD	B	Code No.	L	ød	n
Complete	85.8	30.7	1229129	87.1	12	12,000
Profile cutter	85.8	15.9	1225129	87.1	12	
Cutter	54.0	7.9	1225010			

■ Available upon request



Spare Parts:

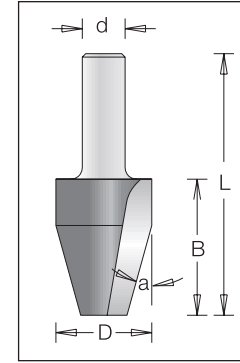
Ball Bearing #191 024 0 16x8x5	Ball Bearing #191 971 0 31.7x8x6.2	Spacer #192 018 0 1x12	Spacer #192 013 5 0.5x12	Spacer #192 120 0 0.05x12	Spacer #192 115 0 0.1x12





# Router Bits

Door Frame & Panel

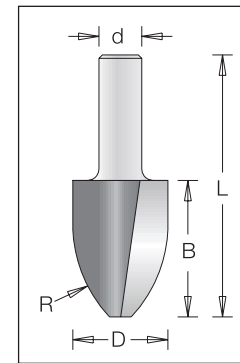
## Vertical Paneling Bit





øD	B	Code No.	a°	L	ød
28.6	41.3	1224099	15	79.3	12



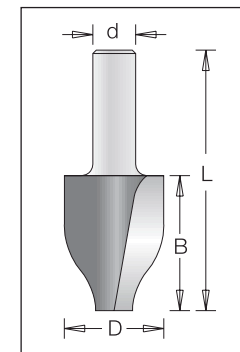
## Vertical Paneling Bit




øD	B	Code No.	R	L	ød
28.6	41.3	1224079	40	79.3	12



## Vertical Paneling Bit



øD	B	Code No.	L	ød
30	41.3	1224089	79.3	12

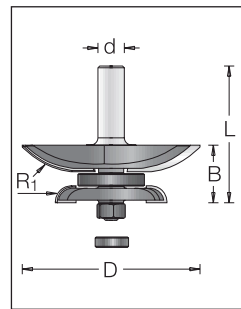


Router Bits

Router Bits



## Raised Panel Bit



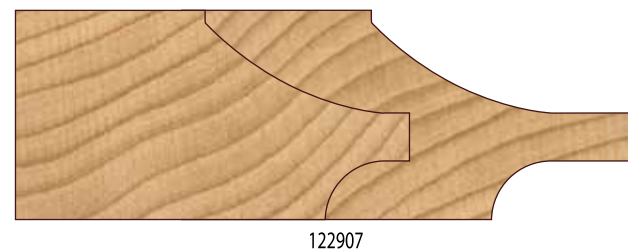
	øD	R	R1	Code No.	B	L	ød	n
Complete	85.8			1229079	27.5	83.4	12	12,000
Profile cutter	85.8	40		1225079	12.7	83.4	12	
Cutter	54.0		7.9	1225010	7.9			

■ Available upon request



Spare Parts:

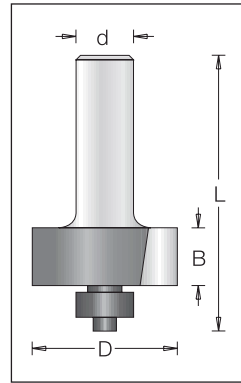
Ball Bearing #191 024 0 16x8x5	Ball Bearing #191 971 0 31.7x8x6.2	Spacer #192 018 0 1x12	Spacer #192 013 5 0.5x12	Spacer #192 120 0 0.05x12	Spacer #192 115 0 0.1x12



# Router Bits

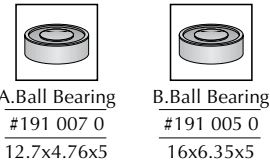
Door Frame & Panel

## Rabbeting Bit

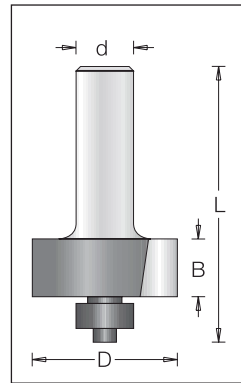


øD	B	Code No.	t	L	ød	
24.0	12.7	1140053	4.0	53.0	6	B
	12.7	1140013	9.5	51.5	6	A
31.8	12.7	1140015	9.5	55.0	8	A
	12.7	1140019	9.5	61.0	12	A
35.0	12.7	1140063	11.1	52.0	6	A
	12.7	1140065	11.1	55.0	8	A
	12.7	1140069	11.1	61.3	12	A

Spare Parts:

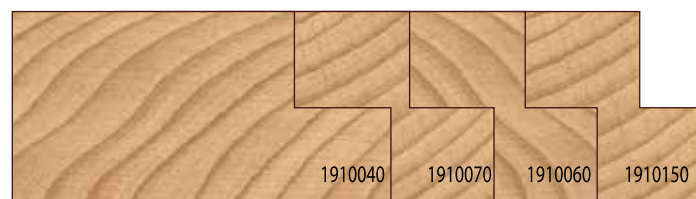

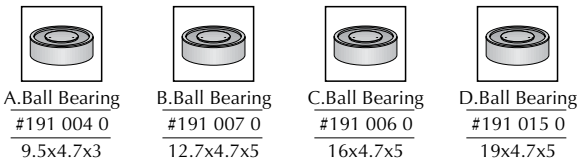


## Rabbeting Bit



øD	B	Code No.	L	ød
35	12.7	1144063	52.0	6
	12.7	1144065	55.0	8
	12.7	1144069	61.3	12

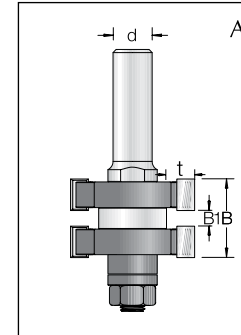
Spare Parts:



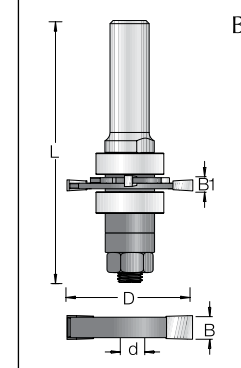

# Router Bits

Door Frame & Panel

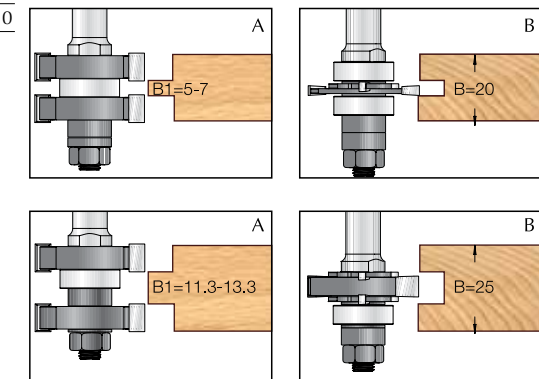
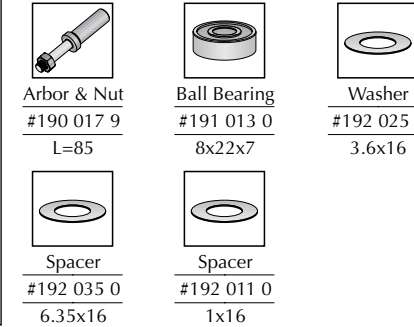
## Tongue & Groove Classic Set



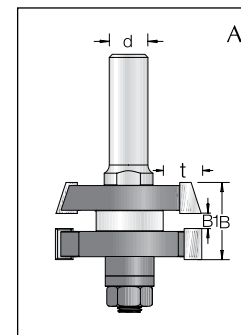
	øD	B	Code No.	t	L	ød
Complete			1450179	9.5		12
Cutter A				9.5		
Groover	41	10.2	1430140			
Groover	41	10.2	1430140			
Cutter B				9.5		
Groover	41	3.5	1430120			
Groover	41	3.5	1430120L			
Groover	41	7.35	1430130			



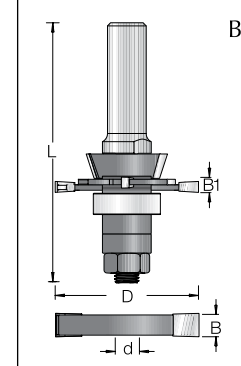

Spare Parts:



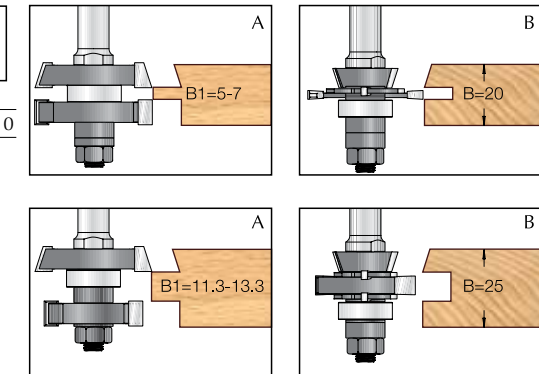
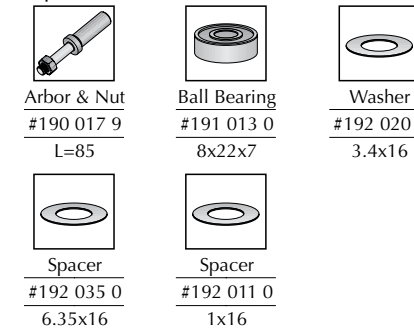
## Tongue & Groove Classic Set



	øD	B	Code No.	t	L	ød
Complete			1450339	12.7		12
Cutter A				12.7		
Profile Cutter	47.4	10.2	1430160			
Groover	47.4	10.2	1430220			
Cutter B				12.7		
Profile Cutter	26.75	8.0	1430150			
Groover	47.4	3.5	1430230			
Groover	47.4	3.5	1430230L			
Groover	47.4	7.35	1430340			




Spare Parts:



Router Bits

Router Bits

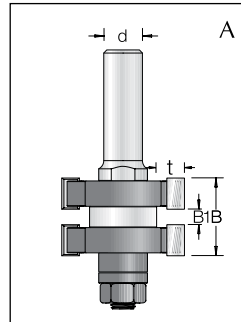




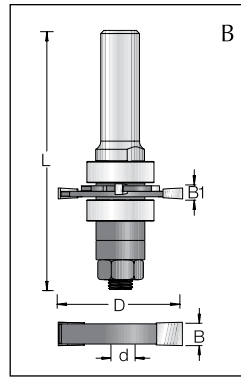

# Router Bits

Door Frame & Panel

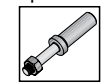
## Tongue & Groove Classic Set



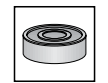
	øD	B	Code No.	t	L	ød
Complete			1450229	12.7		12
Cutter A				12.7		
Groover	47.4	10.2	1430220			
Groover	47.4	10.2	1430220			
Cutter B				12.7		
Groover	47.4	3.5	1430230			
Groover	47.4	3.5	1430230L			
Groover	47.4	7.35	1430340			



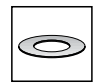
Spare Parts:



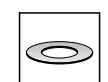
Arbor & Nut  
#190 017 9  
L=85



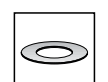
Ball Bearing  
#191 013 0  
8x22x7



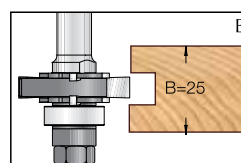
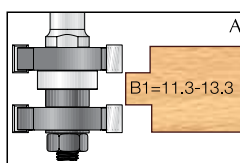
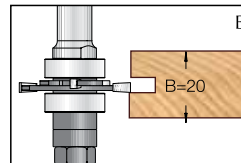
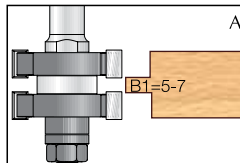
Washer  
#192 025 0  
3.6x16



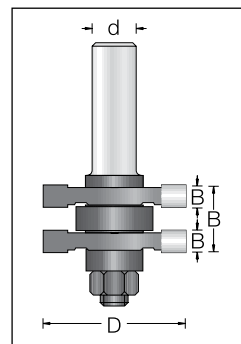
Spacer  
#192 035 0  
6.35x16




Spacer  
#192 011 0  
1x16



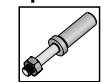
## Tongue & Groove Cutter Set



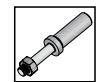
	øD	Code No.	B	t	L	ød
Complete		1434015	19.0	9.5	70	8
41		1434019*	19.0		76	12
Components		1431040	6.35			
Groover (x2)						



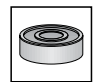
Spare Parts:



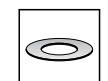
Arbor & Nut  
#190 004 5  
L=70



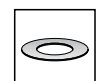
Arbor & Nut\*  
#190 004 9  
L=76.2



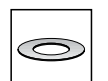
Ball Bearing  
#191 013 0  
8x22x7



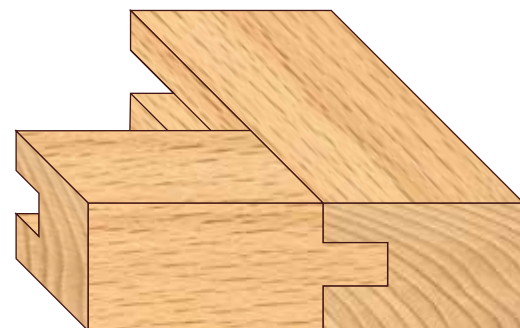
Spacer  
#192 016 0  
6x16



Spacer  
#192 011 0  
1x16



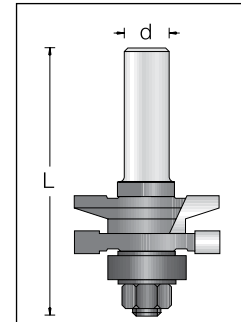
Spacer  
#192 100 0  
0.05x16




# Router Bits

Door Frame & Panel

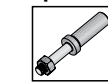
## Tongue & Groove - Raised Panel Set



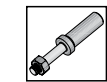
	øD	Code No.	B	L	ød
Complete		1433015	22	70	8
41		1433019*	22	76	12
Profile Groover		1431210	11		
Groove		1431040	6.3		



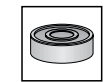
Spare Parts:



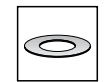
Arbor & Nut  
#190 004 5  
L=70



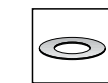
Arbor & Nut\*  
#190 004 9  
L=76



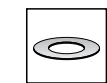
Ball Bearing  
#191 013 0  
8x22x7



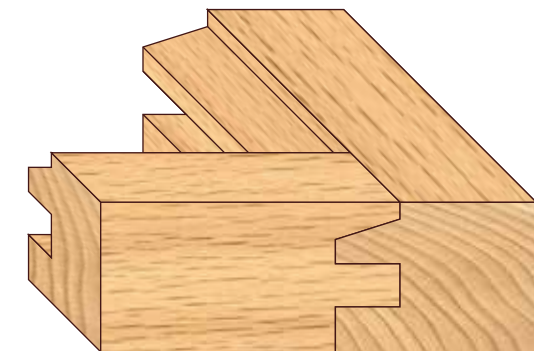
Washer  
#192 011 0  
1x16



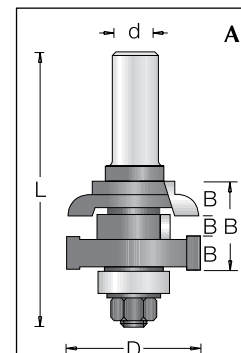
Spacer  
#192 100 0  
0.1x16




Spacer  
#192 050 0  
0.05x16



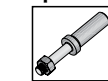
## Tongue & Groove Classic Set



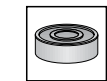
	øD	B	Code No.	L	ød
Complete			1450039		12
Cutter A					
Profile Cutter	40.0	10.7	1450230		
Groover	22.5	7.3	1450120		
Groover	41.0	10.2	1431060		
Cutter B					
Profile Cutter	38.0	11.6	1450130		
Groover	41.0	6.3	1431140		
Groover	22.0	11.0	1450220		



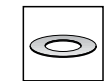
Spare Parts:



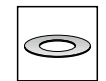
Arbor & Nut  
#190 013 9  
L=84



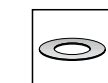
Ball Bearing  
#191 013 0  
8x22x7



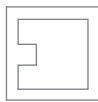
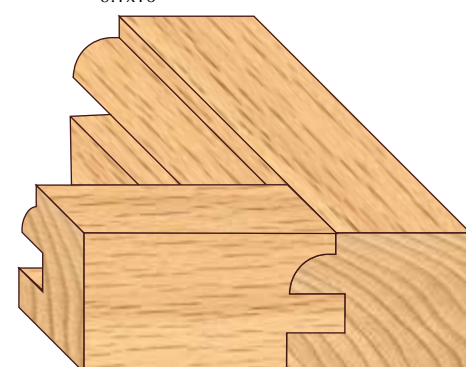
Washer  
#192 011 0  
1x16



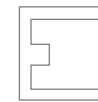
Spacer  
#192 100 0  
0.1x16



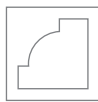
Spacer  
#192 050 0  
0.05x16



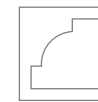
Grooving & Sizing



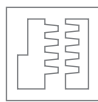
Grooving & Sizing



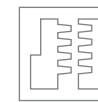
Profiling & Chamfering




Profiling & Chamfering



Joining & Rabbeting



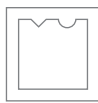
Joining & Rabbeting



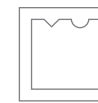
Door Frame & Panel



Door Frame & Panel



Carving

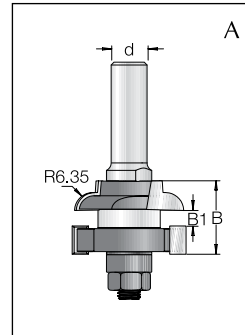


Carving

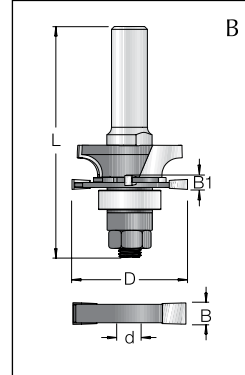

# Router Bits

Door Frame & Panel

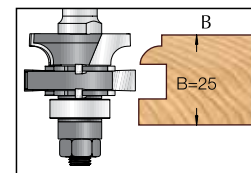
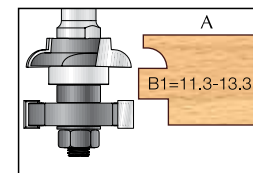
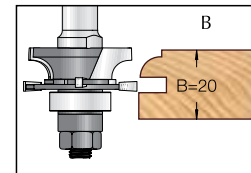
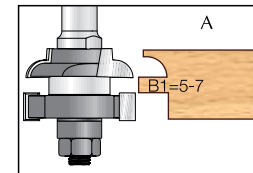
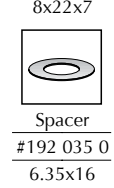
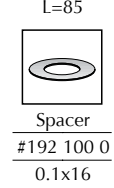
## Tongue & Groove Classic Set



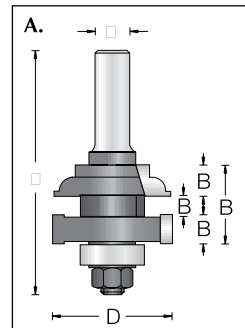
	øD	B	Code No.	L	ød
<b>Complete</b>			1450099		12
<b>Cutter A</b>					
Profile Cutter	40	10.6	1450230		
Groover	41	10.2	1431060		
<b>Cutter B</b>					
Profile Cutter	38	11.6	1450130		
Groover	41	3.5	1430120		
Groover	41	3.5	1430120L		
Groover	41	7.35	1430130		



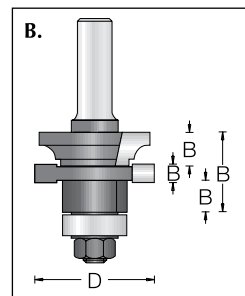

Spare Parts:



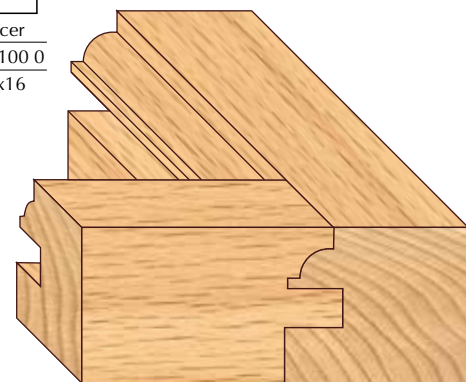
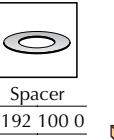
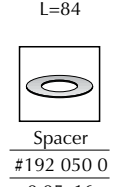
## Tongue & Groove Classic Set



	øD	B	Code No.	L	ød
<b>Complete</b>			1450049		12
<b>Cutter A</b>					
Profile Cutter	40.0	10.7	1450240		
Groover	22.5	7.3	1450120		
Groover	41.0	10.2	1431060		
<b>Cutter B</b>					
Profile Cutter	38.0	11.6	1450140		
Groover	41.0	6.3	1431140		
Groover	22.0	11.0	1450220		



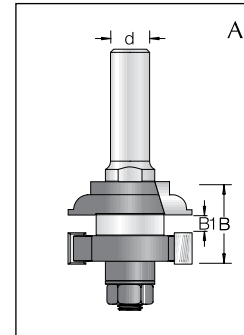
Spare Parts:



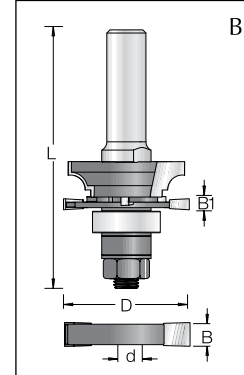

# Router Bits

Door Frame & Panel

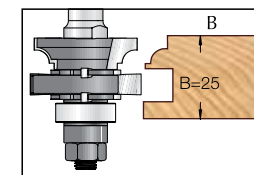
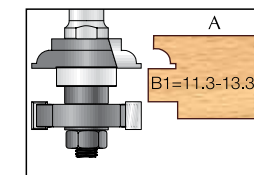
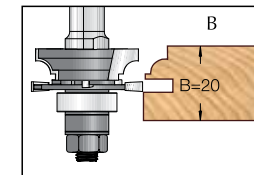
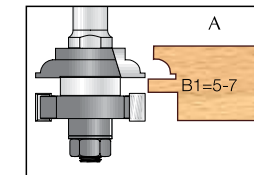
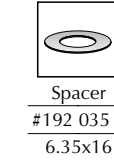
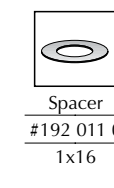
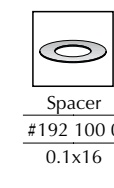
## Tongue & Groove Classic Set



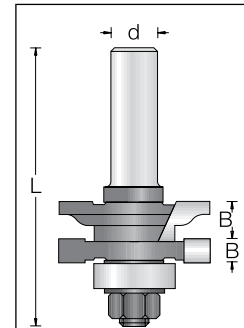
	øD	B	Code No.	L	ød
<b>Complete</b>			1450259		12
<b>Cutter A</b>					
Profile Cutter	40	10.7	1450260		
Groover	41	10.2	1431060		
<b>Cutter B</b>					
Profile Cutter	38	11.6	1450140		
Groover	41	3.5	1430120		
Groover	41	3.5	1430120L		
Groover	41	7.35	1430130		



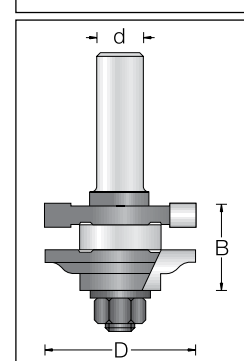
Spare Parts:



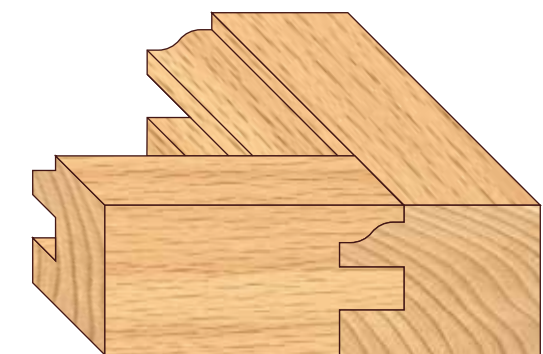
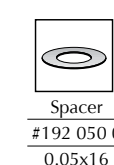
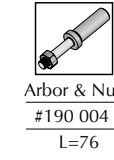
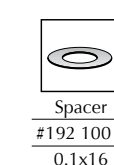
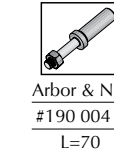
## Tongue & Groove Flat Classic Set



	øD	B	Code No.	L	ød
<b>Complete</b>	41	22.0	1430015	70	8
	41	22.0	1430019*	76	12
<b>Profile Cutter</b>	41	11.0	1431010		
<b>Groover</b>	41	6.3	1431040		



Spare Parts:



Router Bits

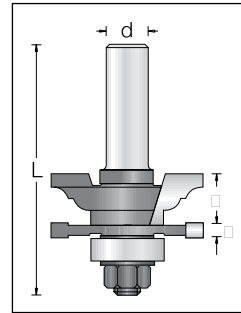
Router Bits



# Router Bits

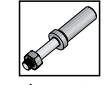
Door Frame & Panel

## Tongue & Groove Classic Set

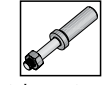


	øD	B	Code No.	L	ød
Complete	46	22	1440015	70	8
Profile Cutter	46	22	1440019*	76	12
Groover	46	15	1441010		
Groover	46	4	1421040		

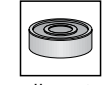
### Spare Parts:



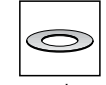
Arbor & Nut  
#190 004 5  
L=70



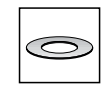
Arbor & Nut\*  
#190 004 9  
L=76



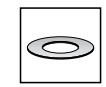
Ball Bearing  
#191 013 0  
8x22x7



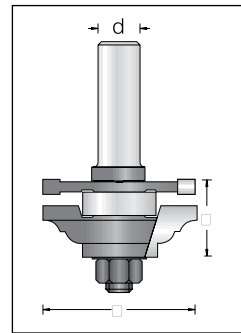
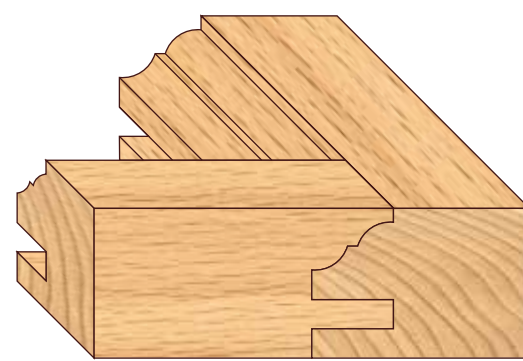
Washer  
#192 011 0  
1x16



Spacer  
#192 100 0  
0.1x16



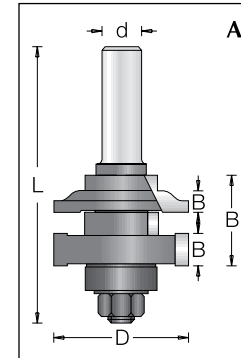
Spacer  
#192 050 0  
0.05x16



# Router Bits

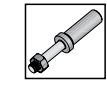
Door Frame & Panel

## Tongue & Groove Classic Set

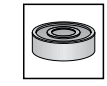


	øD	B	Code No.	L	ød
Complete			1450029		12
Cutter A					
Profile Cutter	41	10.9	143101L		
Groover	22	7.3	1450120		
Groover	41	10.2	1431060		
Cutter B					
Profile Cutter	41	10.9	1431310		
Groover	41	6.3	1431140		
Groover	22	11.0	1450220		

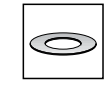
### Spare Parts:



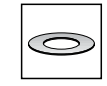
Arbor & Nut  
#190 013 9  
L=84



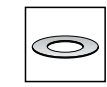
Ball Bearing  
#191 013 0  
8x22x7



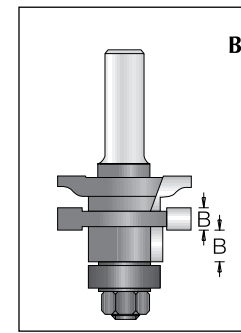
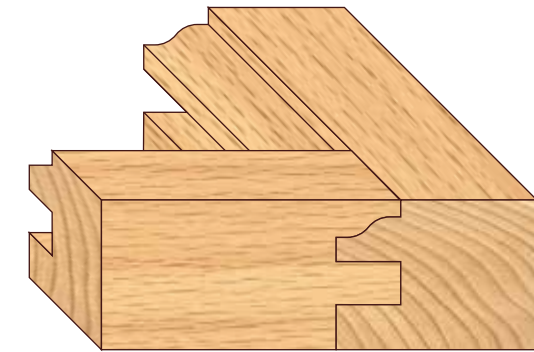
Washer  
#192 011 0  
1x16



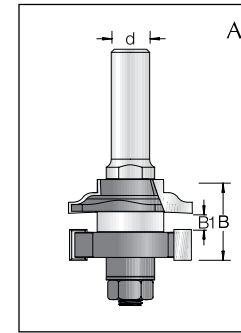
Spacer  
#192 100 0  
0.1x16



Spacer  
#192 050 0  
0.05x16

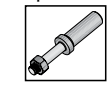


## Tongue & Groove Classic Set

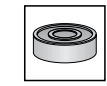


	øD	B	Code No.	L	ød
Complete			1450289		12
Profile Cutter	41	10.9	1431150L		
Groover	41	10.2	1431060		
Profile Cutter	41	10.9	1431310		
Groover	41	3.5	1430120		
Groover	41	3.5	1430120L		
Groover	41	7.35	1430130		

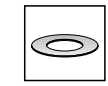
### Spare Parts:



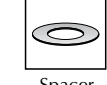
Arbor & Nut  
#190 017 9  
L=85



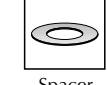
Ball Bearing  
#191 013 0  
8x22x7



Spacer  
#192 035 0  
6.35x16



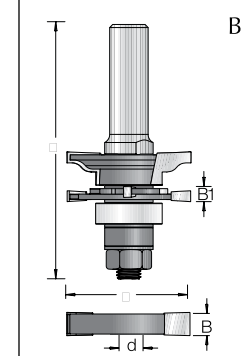
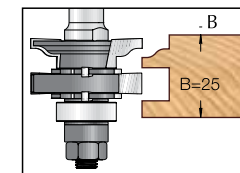
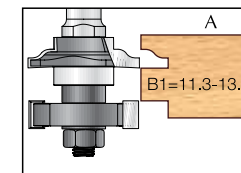
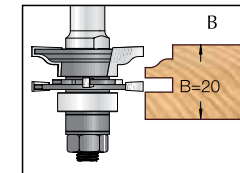
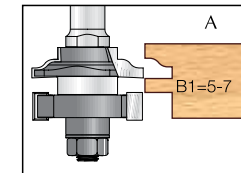
Spacer  
#192 050 0  
0.05x16



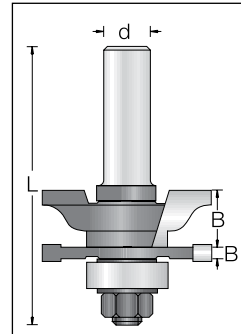
Spacer  
#192 011 0  
1x16



Washer  
#192 100 0  
0.1x16

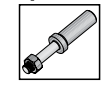


## Tongue & Groove Classic Set

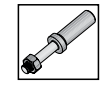


	øD	B	Code No.	L	ød
Complete	46	22	1420015	70	8
Profile Groover	46	22	1420019*	76	12
Groover	46	15	1421010		
Groover	46	4	1421040		

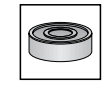
### Spare Parts:



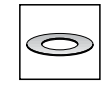
Arbor & Nut  
#190 004 5  
L=70



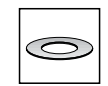
Arbor & Nut\*  
#190 004 9  
L=76



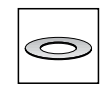
Ball Bearing  
#191 013 0  
8x22x7



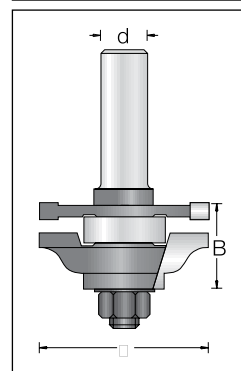

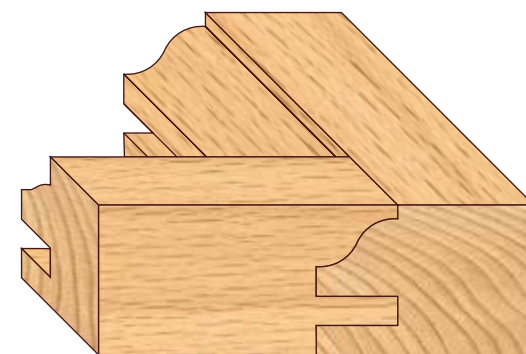
Washer  
#192 011 0  
1x16



Spacer  
#192 100 0  
0.1x16



Spacer  
#192 050 0  
0.05x16



Router Bits

Router Bits



Grooving & Sizing



Profiling & Chamfering



Jointing & Rabbeting



Door Frame & Panel



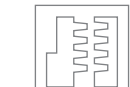
Carving



Grooving & Sizing



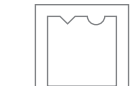
Profiling & Chamfering



Jointing & Rabbeting



Door Frame & Panel



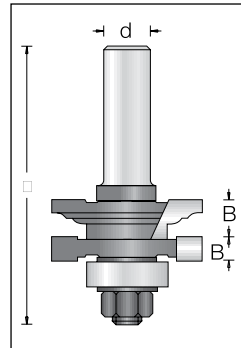
Carving



# Router Bits

Door Frame & Panel

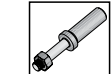
## Tongue & Groove Classic Set



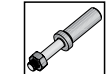
	øD	B	Code No.	L	ød
Complete	41	22	1432015	76.2	8
	41	22	1432019*	76.2	12
Profile Cutter	11	11	1431110		
Groover	41	6.3	1431040		

■ Available upon request

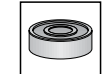
### Spare Parts:



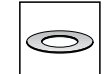
Arbor & Nut  
#190 004 5  
L=70



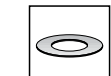
Arbor & Nut\*  
#190 004 9  
L=76



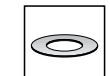
Ball Bearing  
#191 013 0  
8x22x7




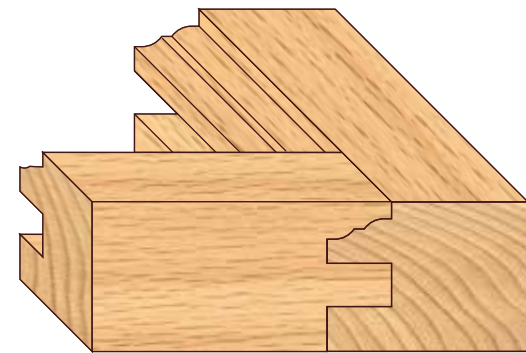
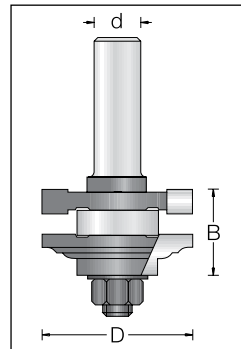
Washer  
#192 011 0  
1x16



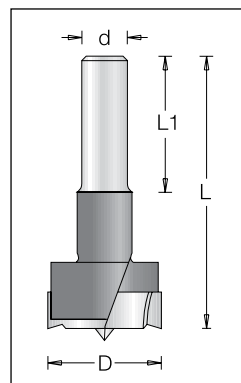
Spacer  
#192 100 0  
0.1x16




Spacer  
#192 050 0  
0.05x16



## Drills for Routers



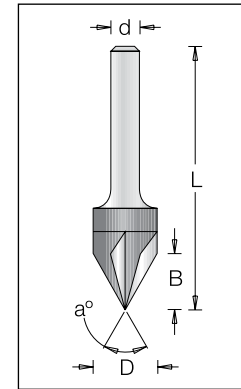
øD	Code No.	L1	L	ød
25	2034415	30	60	8
30	2034465	30	60	8
	2034469	30	60	12
35	2034515	30	60	8
	2034519	30	60	12



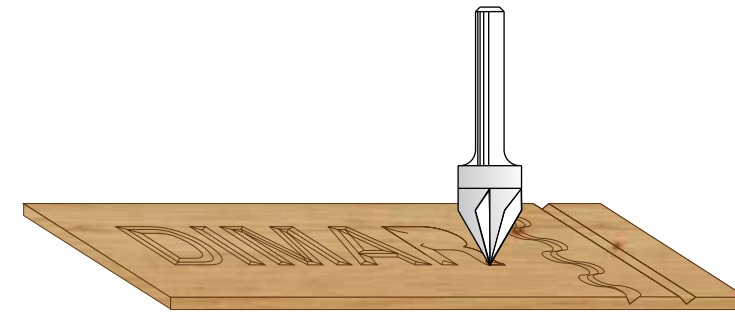
# Router Bits

Carving

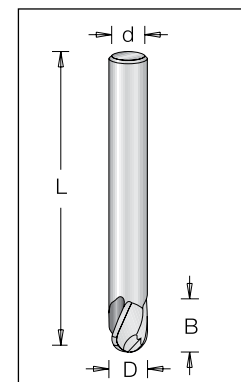
## V Groove Bit - for Engraving Wood



øD	a	B	Code No.	L	ød
14	60°	12.0	1053043*	57	6
	60°	12.0	1053045*	57	8



## Solid Carbide Radius Grooving




øD	R	Code No.	B	L	ød
6	3	so1063043	9	60	6
8	4	so1063085	11	70	8
10	5	so1063097	13	80	10

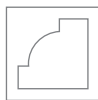


Router Bits

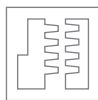
Router Bits




Grooving & Sizing



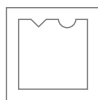
Profiling & Chamfering



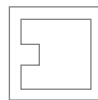
Jointing & Rabbeting



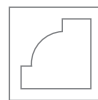
Door Frame & Panel



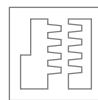
Carving



Grooving & Sizing



Profiling & Chamfering



Jointing & Rabbeting



Door Frame & Panel



Carving

# Router Bits

## Ball Bearing Parts



No.	d	D	B	d	D	d	d	D	B
1	1910 02 0			1930 02 0					
	1/8	1/4	7/64						NC2-7/32
2	1910 01 0			1920 01 0		1950 04 0	1930 07 0		
	1/8	3/8	5/32	1/8	3/8	11749	NC3-3/8		
3	1910 04 0			1920 04 0		1950 01 0	1930 01 0		
	3/16	3/8	1/8	3/16	5/16	42583	NC5-3/8		
4	1910 07 0			1920 07 0		1950 01 0	1930 01 0		
	3/16	1/2	5.0	3/16	1/2	42583	NC5-3/8		
5	1910 06 0			1920 10 0		1950 01 0	1930 04 0		
	3/16	5/8	5.0	5.0	16.0	42583	NC5-1/2		
6	1910 15 0			1920 10 0		1950 01 0	1930 04 0		
	3/16	3/4	5.0	5.0	16.0	42583	NC5-1/2		
7	1910 05 0			1920 04 0			1930 08 0		
	1/4	5/8	5.0	3/16	5/16		NF10-1/2		
8	1910 10 0			1920 10 0		1950 01 0	1930 01 0		
	5.0	16.0	5.0	5.0	16.0	42583	NC5-3/8		
9	1910 14 0			1920 04 0			1930 08 0		
	1/4	3/4	9/32	3/16	5/16		NF10-1/2		
10	1910 14 0					1950 80 0	1930 08 0		
	1/4	3/4	9/32			42430	NF10-1/2		
11	1910 03 0						1930 21 1	1970 11 0	
	1/4	1/2	3/16				NC5-40 L=2.5	1/4	11.0 5.0
12	1910 05 0						1930 21 1	1970 11 0	
	1/4	5/8	5.0				NC5-40 L=2.5	1/4	11.0 5.0
13	1910 14 0						1930 21 1	1970 11 0	
	1/4	3/4	9/32				NC5-40 L=2.5	1/4	11.0 5.0
14	1910 20 0						1930 21 1	1970 50 0	
	1/2	3/4	5/32				NC5-40 L=2.5	1/2	18.2 6.0

# Router Bits

## Ball Bearing Parts

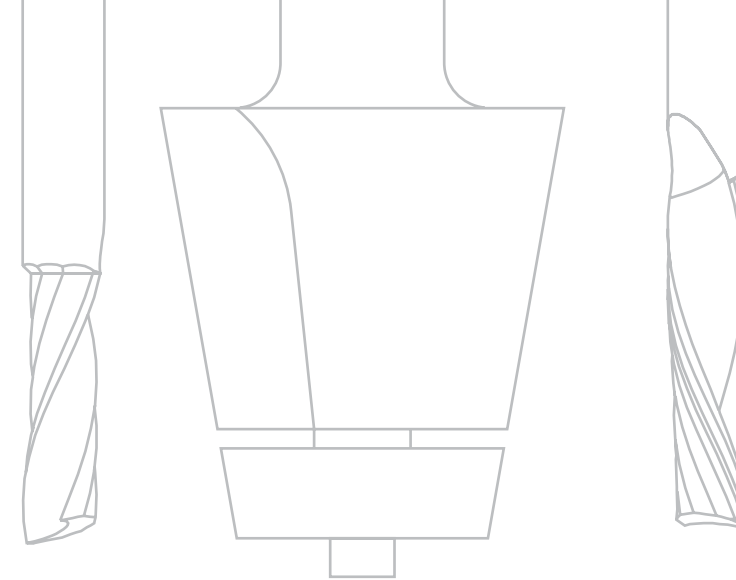


No.	d	D	B	d	D	d	d	D	B
15	1910 13 0								1960 05 0
	8.0	22.0	7.0						DIN 471-8
16	1910 03 0			1920 32 0			1930 21 1	1970 11 0	
	1/4	1/2	3/16	1/4	7/16		NC5-40 L=2.5	1/4	11.0 5.0
17	1910 17 0						1930 21 1	1970 16 0	
	10.0	26.0	8.0				NC5-40 L=2.5	3/8	16.0 5.0
18	1910 19 0								1960 06 0
	15.0	35.0	11.0						DIN 471-15
19	1910 18 0						1930 21 1	1970 20 0	
	1/2	1 1/8	5/16				NC5-40 L=2.5	1/2	20.0 6.0
20	1919 21 0						1930 21 1	1970 50 0	
	15.0	25.4	6.0				NC5-40 L=2.5	1/2	18.2 6.0
21	1919 22 1						1930 21 1	1970 20 0	
	15.0	38.1	9.0				NC5-40 L=2.5	1/2	20.0 6.0
22	1910 13 0						1930 21 1	1970 11 0	
	8.0	22.0	7.0				NC5-40 L=2.5	1/4	11.0 5.0
23	1910 05 0								1960 05 0
	1/4	5/8	5.0						DIN 471-8
24	1919 22 0						1930 21 1		
	15.0	31.8	8.5						
25	1910 24 0			1920 04 0			1930 08 0		
	8.0	16.0	5.0	3/16	5/16		NF10-1/2		
26	1910 24 0								1960 05 0
	8.0	16.0	5.0						DIN 471-8
27	1910 31 0			1920 04 0			1930 08 0		
	8.0	14.0	4.0	3/16	5/16		NF10-1/2		
28	1910 19 0			1920 14 5					1960 06 0
	15.0	35.0	11.0	15	30	1.0			DIN 471-15

Router Bits

Router Bits





# Advanced Materials **INDEX**


## Advanced Materials

Offering a comprehensive range of circular saws, cutters and router bits for processing solid surface materials, aluminum, composites, high-pressure laminates, plastics and sandwich panels.

- Tools for sizing, carved routing and surface engraving in plastics
- Sizing and carve-routing in aluminum
- Tools for cutting and routing solid surface materials
- Special tools engineered for long life and accuracy in machining composite materials (reinforcing fibers and polymer matrix)

Important factors such as carbide-type, tool geometry, grinding process and cutting edge finish, greatly influence the success of working with advanced materials. Dimar provides a superior solution featuring longer tool life and excellent cutting quality.

Plastic	328	-	338
Solid Surface Materials	339	-	352
Aluminum	356	-	357
Acm	358	-	359
Composites	360	-	363




Plastic



Solid Surface Materials



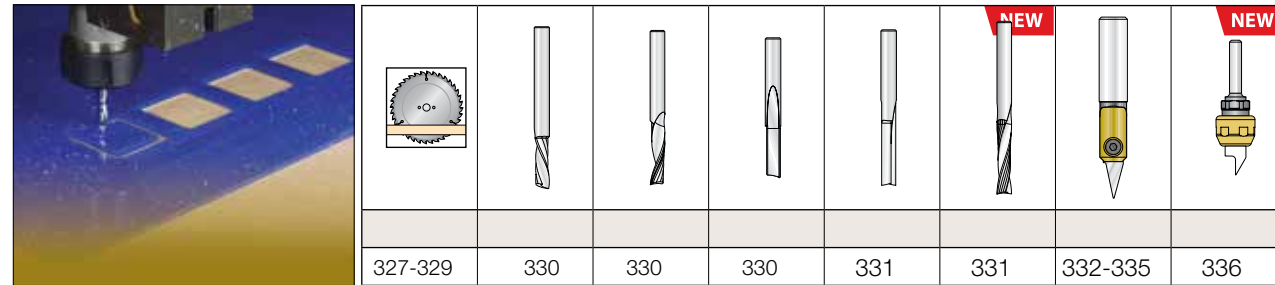
Aluminum



Composites



# Plastic



327-329	330	330	330	331	331	332-335	336
---------	-----	-----	-----	-----	-----	---------	-----

## Generic Name for Materials Made from Polymer Chains

There is enormous variety of plastics. Various combinations of Polymer structures & sizes could create new mechanical properties. Those different materials are spread over the complete scale of each property (very soft to very hard, clear to blank, heat sensitivity to heat resistance, e.g.). No doubt it is difficult to define the exact cutting condition of rotation speed in related to the cutting feed.

Kindly, refer to a couple guidelines to optimize cutting process:

- The larger the chip size, the larger the tool lifetime.
- For "elastic/soft" material, we highly recommend to work with a minimal number of cutting edges; For Instance, it is preferable to work with 1 flute, not with 2 flutes.
- For "hard/ breakable" material, it is preferable to use with additional cutting edges; for instance: Using 300 diameter saw with 96 teeth, not 60 teeth.
- Tools for use in plastics are characterized by extremely sharp cutting angles. Carbide tips is required to support an angle in order not to crumble during cutting.

In order to define the material it is recommended to use the table below:

Polymer	Tensile Strength MPa	(%) Elongation	Tensile Modulus MPa
HDPE	21-35	15-100	700-1400
LDPE	7-21	50-800	100-250
PP	30-40	150-600	1150-1550
PS	33-35	1-4	2400-3350
PVC	35-63	2-30	2000-4200
ABS	35-48	15-80	1750-2500
PA 6/6	84	60-100	2070-3245
PA 6/12	62	150-340	2100
PC	63	110	2400
PMMA	55-75	5	2400-3100
Polyester	56	300	2400
Polysulfones	70.3	5-6	2482
PEEK	100	40	3900
PET	45-145		2300-10300
PVDC	19	350	345-552
Cellulosics	14-15	6-60	690-2100
PAI	125-185	5-12	710-4900
Polyacrylates	69	50	2400-16600
PPO	55	50	2484-2622
Polyimides	69	50	3588

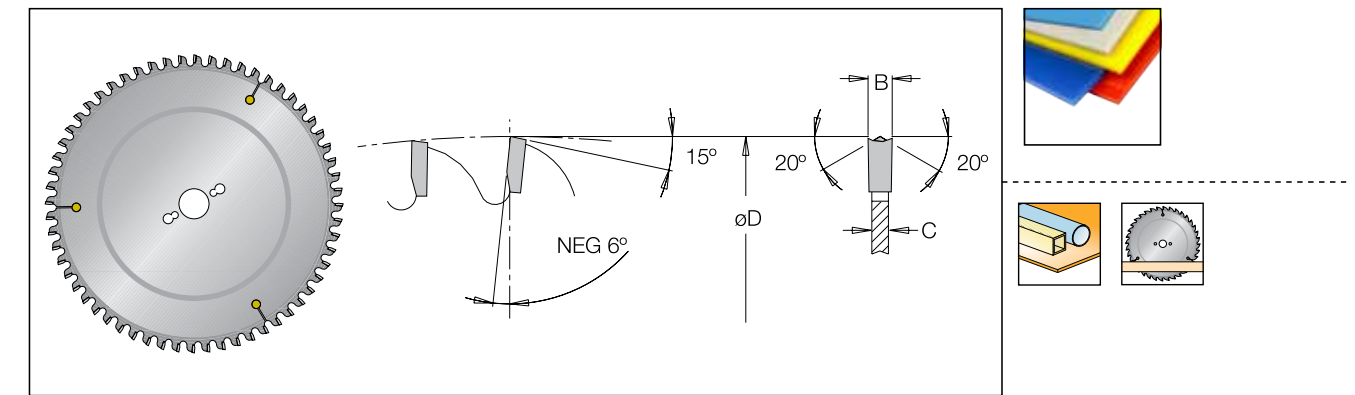
The property of the tensile modulus and the elongation can give a good idea where the material belongs: is it more breakable or is it considered to be soft?

As the tensile modulus gets bigger and the elongation gets smaller, the material becomes harder and more cutting edges can be used.

This table can also give a perspective of a new material regarding a material that is already known.

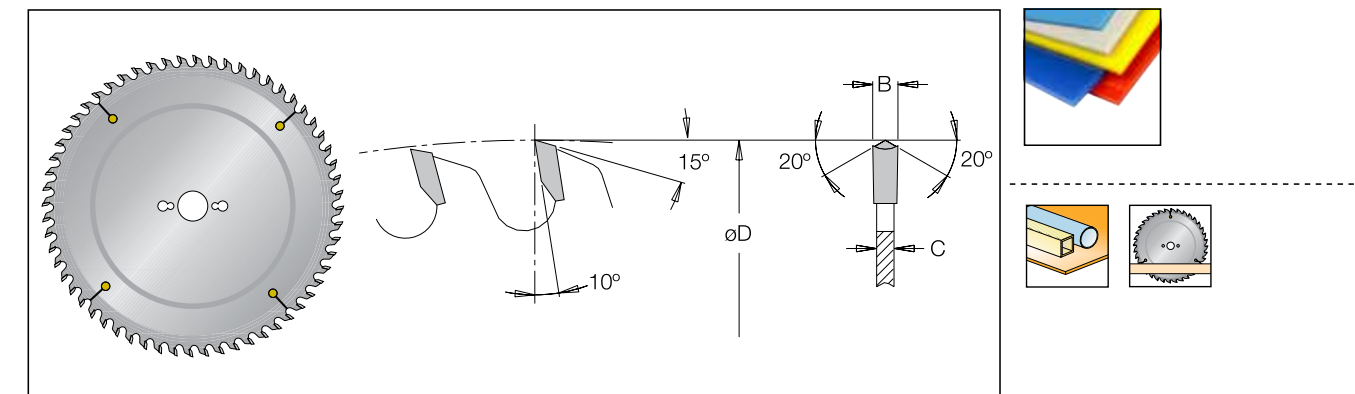
# Plastic

## Trimming & Sizing Saw Blade, MEDN




øD	Teeth	Code No.	B	c	n	m/min	ød
220	42	90110656	3.2	2.2	6000-8600	13-18	30
253	48	90110136	3.2	2.2	5200-7500	12-17	30
303	60	90110856	3.2	2.2	4400-6300	13-19	30

## Trimming & Sizing Saw Blade, MED




øD	Teeth	Code No.	B	c	n	m/min	ød
253	48	90110106	3.2	2.2	5200-7500	12-18	30
303	60	90110256	3.3	2.4	4400-6300	13-19	30
350	72	90110306	3.2	2.2	3800-5400	14-19	30




Plastic




Solid Surface Materials



Aluminum




Composites




Plastic



Solid Surface Materials



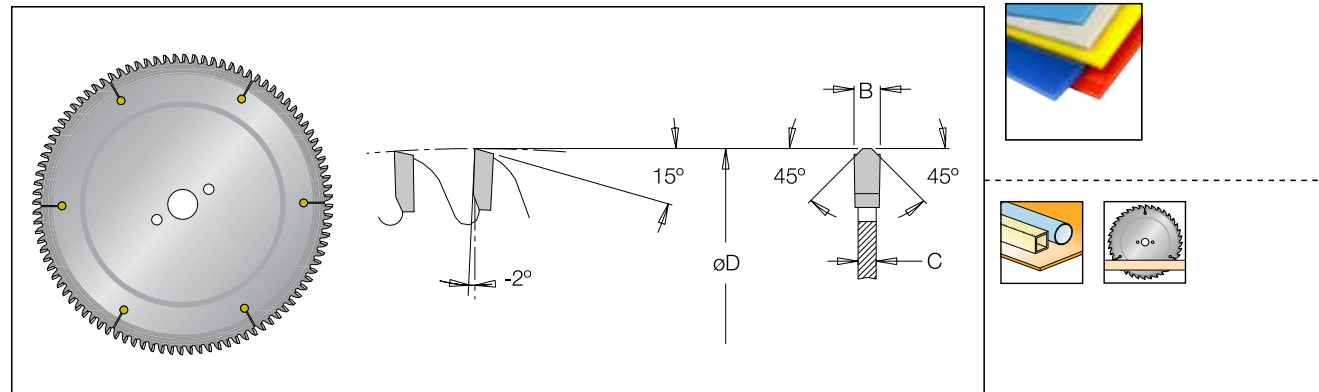
Aluminum



Composites

# Plastic

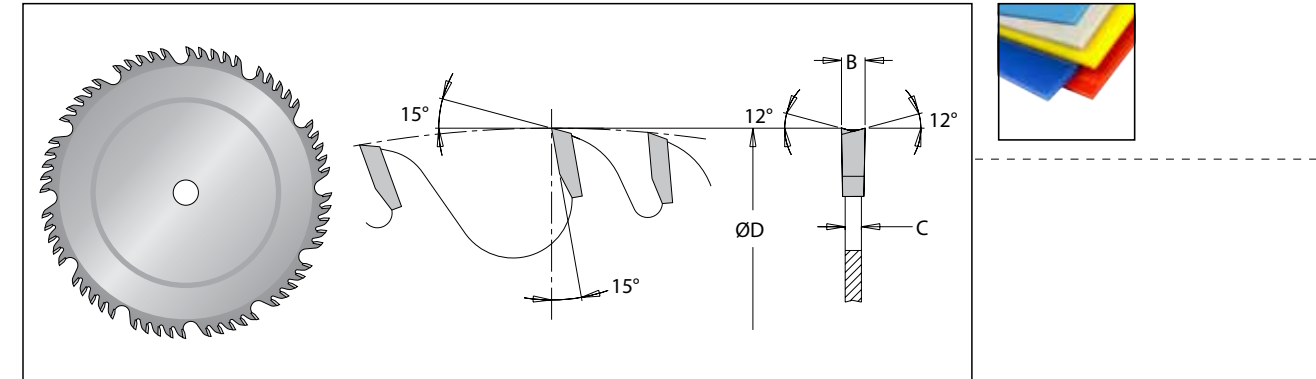
## Plastic Trimming & Sizing Saw Blade, MFUP



øD	Teeth	Code No.	B	c	ød
250	80	90107036	2.5	1.8	30
300	96	90107066	3.3	2.6	30
350	108	90107096	3.7	3.0	30

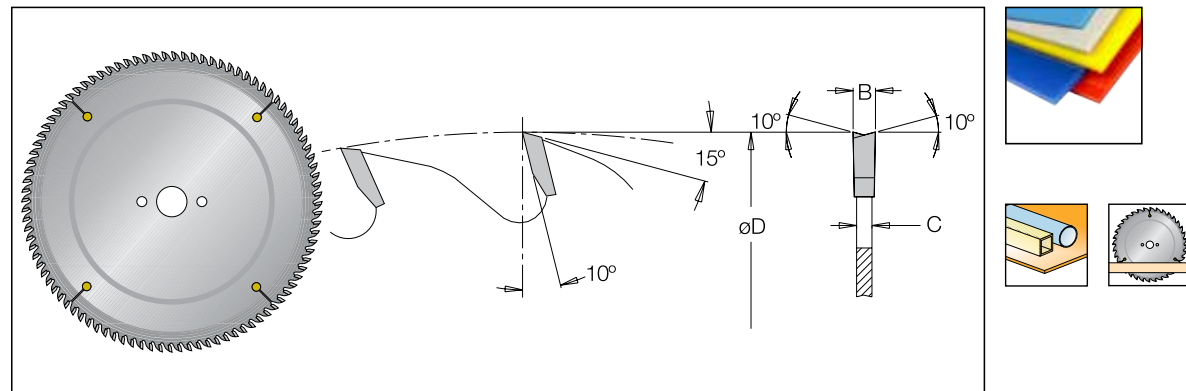
# Plastic

## Combination Multipurpose Cut Saw Blade, MEC



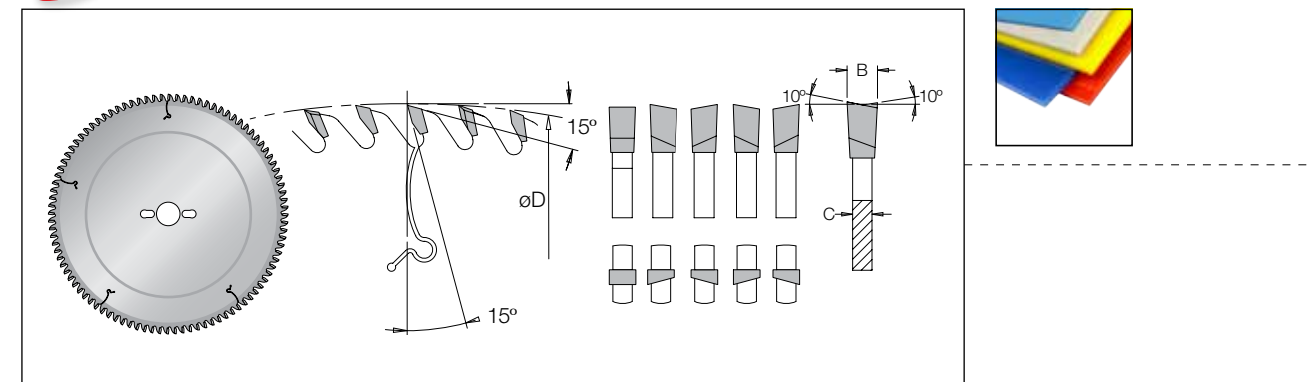
øD	Teeth	Code No.	B	c	n	m/min	ød
200	40	90800106	3.2	2.2	8900-12000	21-29	30
230	40	90800206	3.2	2.2	6600-9000	21-29	30
250	50	90800406	3.4	2.4	5300-7600	27-38	30
300	60	90800506	3.8	2.8	5300-7600	21-30	30
350	70	90800606	3.8	2.8	5300-7600	27-38	30
400	80	90800706	4	3	4400-6300	21-30	30

## Soft & Hard Trim & Cross-cut Saw Blade, MEW, MFW



øD	Teeth	Code No.	B	c	ød	n	m/min	
150	30	90103506 ■	3.0	2.0	30	6300-10100	32-52	MEW
	48	90105306	3.0	2.0	30	6300-10100	51-82	MFW
180	42	90103806	3.0	2.0	30	5300-8400	38-60	MEW
	58	90105406	3.0	2.0	30	5300-8400	52-83	MFW
200	48	90104006	3.0	2.0	30	4700-7600	38-62	MEW
	64	90105506	3.0	2.0	30	4700-7600	51-83	MFW
220	48	90104036 ■	3.0	2.0	30	4300-6900	35-56	MEW
	64	90105596	3.0	2.0	30	4300-6900	47-75	MFW
250	60	90104106	3.2	2.2	30	3800-6100	39-62	MEW
	60	90104206	3.2	2.2	30	3100-5000	32-51	MEW
300	72	90104306	3.2	2.2	30	3100-5000	38-61	MEW
	72	90104406	3.5	2.5	30	2700-4300	33-53	MEW
350	84	90104506	3.5	2.5	30	2700-4300	39-61	MEW
	108	90105906	3.5	2.5	30	2700-4300	50-79	MFW
400	96	90104606	3.5	2.5	30	2300-3800	38-62	MEW
	120	90106006	3.5	2.5	30	2300-3800	47-78	MFW
450	108	90104626	4.0	2.8	30	2100-3300	39-61	MEW
	132	90106036	4.0	2.8	30	2100-3300	47-74	MFW
500	120	90104636	4.4	3.0	30	1900-3000	39-61	MEW




## MAX Trimming & Cross Cut Saw Blade, DFCC



øD	Teeth	Code No.	B	c	n	m/min	ød
300	100	96035306	3.0	2.2	3800-6300	27-45	30

Advanced Materials

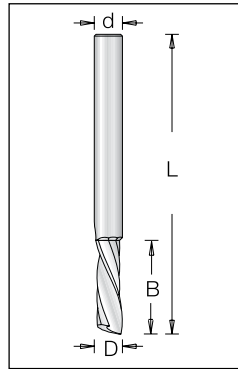
Advanced Materials



■ Available upon request

# Plastic

## Single Spiral O Flute, Down Shear Angle, Mirror Finish



(Metric)

D	B	Code No.	L	ød
2.5	8.0	<b>NEW</b> 185419Z	50	3.0
3.0	11.0	185411Z	50	3.0
4.0	13.0	185412Z	50	4.0
5.0	18.0	185413Z	60	5.0
6.0	20.0	185414Z	60	6.0

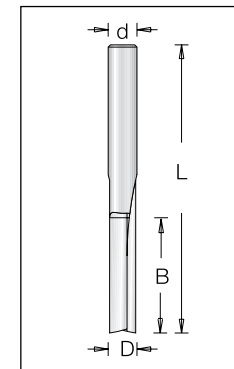
(Imperial)

D	B	Code No.	L	ød
3.2	12.7	185417Z	50.8	3.2
3.2	12.7	<b>NEW</b> 185416Z	50.8	6.35
4.76	15.9	185423Z	50.8	4.76
4.76	15.9	<b>NEW</b> 185423Z	50.8	6.35
6.35	19.05	<b>NEW</b> 185433Z	63.5	6.35
6.35	25.4	<b>NEW</b> 185432Z	63.5	6.35
6.35	31.75	<b>NEW</b> 185435Z	76.2	6.35



# Plastic

## Double Straight Flute

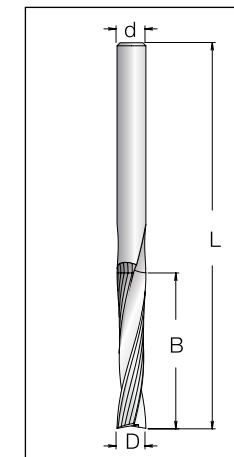


D	B	Code No.	L	ød
3.15	12.7	187010Z	50	6.35
4.75	16.0	187022Z	50	6.35
6.35	25.4	187032Z	64	6.35
9.5	25.4	187040Z	64	9.5
12.7	25.4	187050Z	77	12.7



## Double Spiral O Flute Up Shear

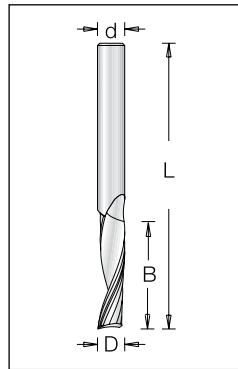
**NEW**



D	B	Code No.	Z	L	ød
7.94	25.4	185133Z	2	63.5	8
9.52	31.75	185241Z	2	76.2	9.52
12.7	38.1	185153Z	2	90.0	12.7



## Single Spiral O Flute Up Shear Angle Mirror Finish



(Metric)

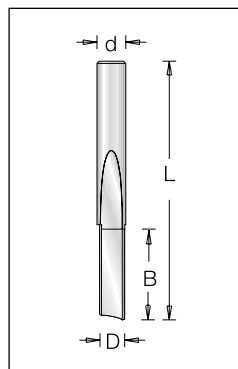
D	B	Code No.	L	ød
2.5	8.0	<b>NEW</b> 185519Z	50	3.0
3.0	11.0	185511Z	50	3.0
4.0	13.0	185512Z	50	4.0
5.0	18.0	185513Z	60	5.0
6.0	20.0	185514Z	60	6.0

(Imperial)

D	B	Code No.	L	ød
3.2	12.7	185517Z	50.8	3.2
3.2	12.7	<b>NEW</b> 185516Z	50.8	6.35
4.76	15.9	185523Z	50.8	4.76
4.76	15.9	<b>NEW</b> 185523Z	50.8	6.35
6.35	19.05	<b>NEW</b> 185533Z	63.5	6.35
6.35	25.4	<b>NEW</b> 185532Z	63.5	6.35
6.35	31.75	<b>NEW</b> 185535Z	76.2	6.35


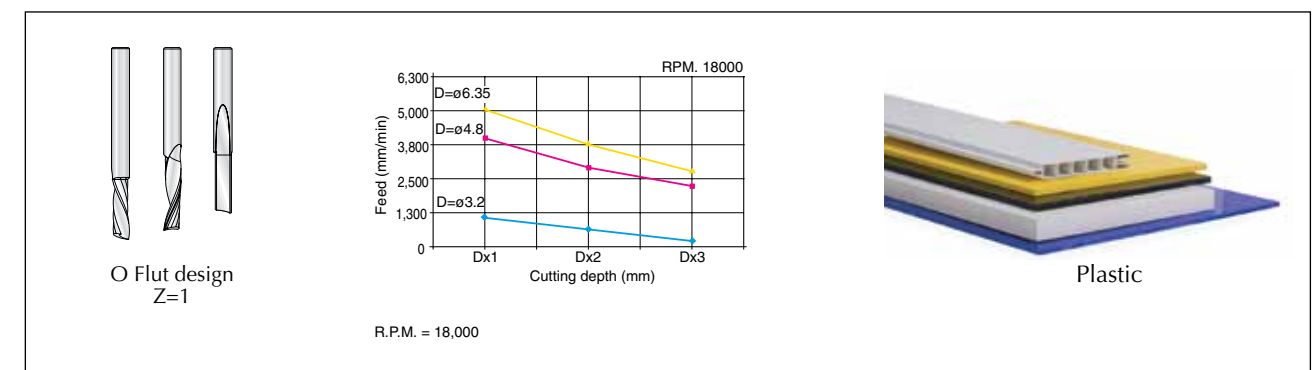



## Single Straight O Flute



D	B	Code No.	L	ød
3.18	12.75	185010Z	50	6.35
4.76	16.0	185022Z	50	6.35
6.35	19.05	185030Z	50	6.35
6.35	25.4	185032Z	65	6.35
6.35	25.4	L185032Z	90	6.35


■ Available upon request




Plastic




Solid Surface Materials



Aluminum




Composites




Plastic



Solid Surface Materials



Aluminum




Composites






# Plastic

## Engraving System



Advanced Materials



The versatile Engraving Insert System features one tool body with 40 unique insert knives of the highest industrial quality, to ensure cleaner cuts and longer life than most other standard solid router bits.

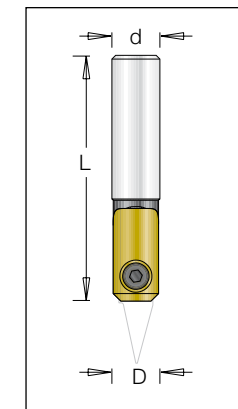
Designed for a wide variety of applications including straight cut, core box, round corner, V-grooves and cutting & chamfering. Ideal for cutting laminated materials, veneers, MDF, plastics, wood and solid surfaces.

The system was specially engineered to enable a quick, easy exchange of inserts while mounted in CNC machines; eliminating setup-time while maintaining consistent cutting accuracy. The balanced design minimizes vibration resulting in superior cutting.



# Plastic

## Engraving System





Code No.	D	L	ød
G1853x05*	12	65	8
G1853x09*	12	65	12

Also available with 1/4 & 1/2 diameter shank.  
\*Body only.

Allen screw	Allen key
#193 807 0	#194 003 0
M4x6	S3



Advanced Materials



V-Groove 30° Engraving Insert Knives	V-Groove 60° Engraving Insert Knives	V-Groove 90° Engraving Insert Knives	Straight Engraving Insert Knives																																																									
<table border="1"> <thead> <tr> <th>Code No.</th> <th>D</th> </tr> </thead> <tbody> <tr><td>* 3185005</td><td>0.12</td></tr> <tr><td>* 3185006</td><td>0.24</td></tr> <tr><td>3185007</td><td>0.5</td></tr> <tr><td>3185008</td><td>0.75</td></tr> <tr><td>3185009</td><td>1.0</td></tr> <tr><td>3185010</td><td>1.5</td></tr> <tr><td>3185011</td><td>2.25</td></tr> </tbody> </table>	Code No.	D	* 3185005	0.12	* 3185006	0.24	3185007	0.5	3185008	0.75	3185009	1.0	3185010	1.5	3185011	2.25	<table border="1"> <thead> <tr> <th>Code No.</th> <th>D</th> </tr> </thead> <tbody> <tr><td>* 3185018</td><td>0.12</td></tr> <tr><td>* 3185019</td><td>0.25</td></tr> <tr><td>3185020</td><td>0.5</td></tr> <tr><td>3185021</td><td>0.75</td></tr> <tr><td>3185022</td><td>1.0</td></tr> <tr><td>3185023</td><td>1.5</td></tr> <tr><td>3185024</td><td>2.25</td></tr> </tbody> </table>	Code No.	D	* 3185018	0.12	* 3185019	0.25	3185020	0.5	3185021	0.75	3185022	1.0	3185023	1.5	3185024	2.25	<table border="1"> <thead> <tr> <th>Code No.</th> <th>D</th> </tr> </thead> <tbody> <tr><td>3185014</td><td>0.12</td></tr> <tr><td>3185015</td><td>0.24</td></tr> <tr><td>3185016</td><td>0.5</td></tr> <tr><td>3185017</td><td>1</td></tr> </tbody> </table>	Code No.	D	3185014	0.12	3185015	0.24	3185016	0.5	3185017	1	<table border="1"> <thead> <tr> <th>Code No.</th> <th>D</th> <th>B</th> </tr> </thead> <tbody> <tr><td>3185032</td><td>3.2</td><td>5</td></tr> <tr><td>3185033</td><td>4.76</td><td>6</td></tr> <tr><td>3185034</td><td>6.35</td><td>7</td></tr> <tr><td>3185035</td><td>7.94</td><td>8</td></tr> </tbody> </table>	Code No.	D	B	3185032	3.2	5	3185033	4.76	6	3185034	6.35	7	3185035	7.94	8
Code No.	D																																																											
* 3185005	0.12																																																											
* 3185006	0.24																																																											
3185007	0.5																																																											
3185008	0.75																																																											
3185009	1.0																																																											
3185010	1.5																																																											
3185011	2.25																																																											
Code No.	D																																																											
* 3185018	0.12																																																											
* 3185019	0.25																																																											
3185020	0.5																																																											
3185021	0.75																																																											
3185022	1.0																																																											
3185023	1.5																																																											
3185024	2.25																																																											
Code No.	D																																																											
3185014	0.12																																																											
3185015	0.24																																																											
3185016	0.5																																																											
3185017	1																																																											
Code No.	D	B																																																										
3185032	3.2	5																																																										
3185033	4.76	6																																																										
3185034	6.35	7																																																										
3185035	7.94	8																																																										

\* Only for use with controllable feed rate machines.

Core box Engraving Insert Knives	Corner round Engraving Insert Knives	Cutting and chamfering Engraving Insert Knives																																																											
<table border="1"> <thead> <tr> <th>Code No.</th> <th>R</th> <th>B</th> </tr> </thead> <tbody> <tr><td>3185028</td><td>1.6</td><td>5</td></tr> <tr><td>3185029</td><td>2.4</td><td>6</td></tr> <tr><td>3185030</td><td>3.2</td><td>7</td></tr> <tr><td>3185031</td><td>4.0</td><td>8</td></tr> </tbody> </table>	Code No.	R	B	3185028	1.6	5	3185029	2.4	6	3185030	3.2	7	3185031	4.0	8	<table border="1"> <thead> <tr> <th>Code No.</th> <th>R</th> <th>B</th> </tr> </thead> <tbody> <tr><td>3185025</td><td>1.6</td><td>8</td></tr> <tr><td>3185026</td><td>2.4</td><td>8</td></tr> <tr><td>3185027</td><td>3.2</td><td>8</td></tr> </tbody> </table>	Code No.	R	B	3185025	1.6	8	3185026	2.4	8	3185027	3.2	8	<table border="1"> <thead> <tr> <th>Code No.</th> <th>B</th> <th>Code No.</th> <th>B</th> </tr> </thead> <tbody> <tr><td>3185040</td><td>0.5</td><td>3185043</td><td>4.3</td></tr> <tr><td>3185036</td><td>1.0</td><td>3185013</td><td>4.6</td></tr> <tr><td>3185002</td><td>1.5</td><td>3185003</td><td>5</td></tr> <tr><td>3185037</td><td>1.8</td><td>3185044</td><td>5.5</td></tr> <tr><td>3185041</td><td>2.3</td><td>* 3185038</td><td>6.3</td></tr> <tr><td>3185042</td><td>3.3</td><td>* 3185039</td><td>8.3</td></tr> <tr><td>3185012</td><td>3.6</td><td></td><td></td></tr> </tbody> </table>	Code No.	B	Code No.	B	3185040	0.5	3185043	4.3	3185036	1.0	3185013	4.6	3185002	1.5	3185003	5	3185037	1.8	3185044	5.5	3185041	2.3	* 3185038	6.3	3185042	3.3	* 3185039	8.3	3185012	3.6		
Code No.	R	B																																																											
3185028	1.6	5																																																											
3185029	2.4	6																																																											
3185030	3.2	7																																																											
3185031	4.0	8																																																											
Code No.	R	B																																																											
3185025	1.6	8																																																											
3185026	2.4	8																																																											
3185027	3.2	8																																																											
Code No.	B	Code No.	B																																																										
3185040	0.5	3185043	4.3																																																										
3185036	1.0	3185013	4.6																																																										
3185002	1.5	3185003	5																																																										
3185037	1.8	3185044	5.5																																																										
3185041	2.3	* 3185038	6.3																																																										
3185042	3.3	* 3185039	8.3																																																										
3185012	3.6																																																												

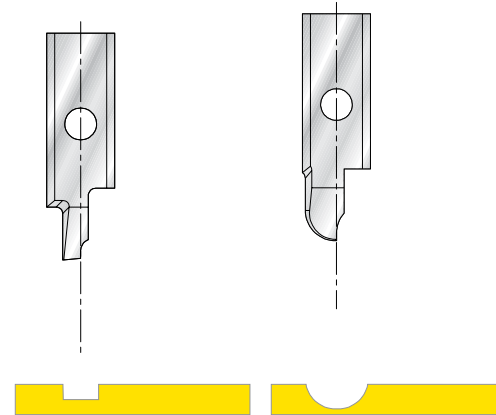
\* Only for Chamfer operation.

# Plastic

## Engraving System Feed Rates

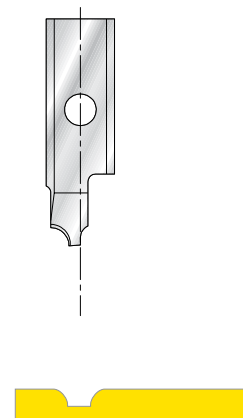
### Straight and core box max feed Vars. RPM (cutting depth 1D) mm/min

Head diameter (mm)	3.2	4.76	6.35	7.93
Rotation speed (RPM)	Recommended feed rate (mm/min)			
6000	600	780	900	1080
7000	700	910	1050	1260
8000	800	1040	1200	1440
9000	900	1170	1350	1620
10000	1000	1300	1500	1800
11000	1100	1430	1650	1980
12000	1200	1560	1800	2160
13000	1300	1690	1950	2340
14000	1400	1820	2100	2520
15000	1500	1950	2250	2700
16000	1600	2080	2400	2880
17000	1700	2210	2550	3060
18000	1800	2340	2700	3240
19000	1900	2470	2850	3420
20000	2000	2600	3000	3600
21000	2100	2730	3150	3780
22000	2200	2860	3300	3960
23000	2300	2990	3450	4140
24000	2400	3120	3600	4320
25000	2500	3250	3750	4500
26000	2600	3380	3900	4680
27000	2700	3510	4050	4860
28000	2800	3640	4200	5040



### Round corner recommended feed Vars. RPM mm/min

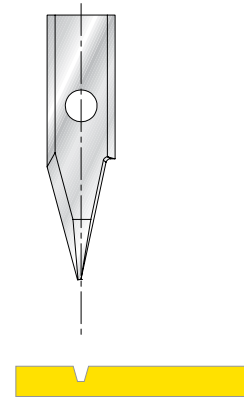
Knife radius (mm)	1.6	2.4	3.2
Rotation speed (RPM)	Recommended feed rate (mm/min)		
6000	1500	1320	1200
7000	1750	1540	1400
8000	2000	1760	1600
9000	2250	1980	1800
10000	2500	2200	2000
11000	2750	2420	2200
12000	3000	2640	2400
13000	3250	2860	2600
14000	3500	3080	2800
15000	3750	3300	3000
16000	4000	3520	3200
17000	4250	3740	3400
18000	4500	3960	3600
19000	4750	4180	3800
20000	5000	4400	4000
21000	5250	4620	4200
22000	5500	4840	4400
23000	5750	5060	4600
24000	6000	5280	4800
25000	6250	5500	5000
26000	6500	5720	5200
27000	6750	5940	5400
28000	7000	6160	5600



# Plastic

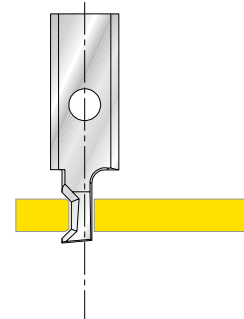
### V-groove routing recommended max feed Vars. RPM (inch/min)

Head diameter (D) mm	0.1	0.25	0.5	0.75	1	1.5
Rotation speed (RPM)	Max. feed rate mm/min					
6000	480	1200	2400	3600	NO LIMIT	
7000	560	1400	2800	NO LIMIT		
8000	640	1600	3200	NO LIMIT		
9000	720	1800	3600	NO LIMIT		
10000	800	2000	4000	NO LIMIT		
11000	880	2200	NO LIMIT			
12000	960	2400	NO LIMIT			
13000	1040	2600	NO LIMIT			
14000	1120	2800	NO LIMIT			
15000	1200	3000	NO LIMIT			
16000	1280	3200	NO LIMIT			
17000	1360	3400	NO LIMIT			
18000	1440	3600	NO LIMIT			
19000	1520	3800	NO LIMIT			
20000	1600	NO LIMIT				
21000	1680	NO LIMIT				
22000	1760	NO LIMIT				
23000	NO LIMIT					
24000	1920	NO LIMIT				
25000	2000	NO LIMIT				
26000	2080	NO LIMIT				
27000	2160	NO LIMIT				
28000	2240	NO LIMIT				




### Sizing and chamfering recommended feed Vars. RPM mm/min

Material thickness (mm)	2	3	4.6	5.6	6	7.2	8
rotation speed (RPM)	Recommended feed rate (mm/min)						
6000	1500	1320	1200	1080	1500	1320	1200
7000	1750	1540	1400	1260	1750	1540	1400
8000	2000	1760	1600	1440	2000	1760	1600
9000	2250	1980	1800	1620	2250	1980	1800
10000	2500	2200	2000	1800	2500	2200	2000
11000	2750	2420	2200	1980	2750	2420	2200
12000	3000	2640	2400	2160	3000	2640	2400
13000	3250	2860	2600	2340	3250	2860	2600
14000	3500	3080	2800	2520	3500	3080	2800
15000	3750	3300	3000	2700	3750	3300	3000
16000	4000	3520	3200	2880	4000	3520	3200
17000	4250	3740	3400	3060	4250	3740	3400
18000	4500	3960	3600	3240	4500	3960	3600
19000	4750	4180	3800	3420	4750	4180	3800
20000	5000	4400	4000	3600	5000	4400	4000
21000	5250	4620	4200	3780	5250	4620	4200
22000	5500	4840	4400	3960	5500	4840	4400
23000	5750	5060	4600	4140	5750	5060	4600
24000	6000	5280	4800	4320	6000	5280	4800
25000	6250	5500	5000	4500	6250	5500	5000
26000	6500	5720	5200	4680	6500	5720	5200
27000	6750	5940	5400	4860	6750	5940	5400
28000	7000	6160	5600	5040	7000	6160	5600




Advanced Materials

Advanced Materials



Plastic



Plastic



Solid Surface Materials



Solid Surface Materials



Aluminum



Aluminum



Composites



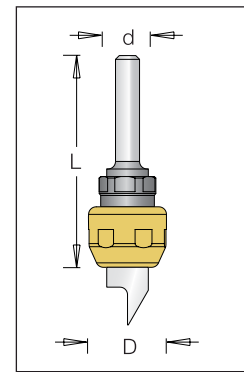
Composites

# Plastic

## Mini Engraving 1/8" Shank


1/8" shank mini engraving system for small CNC machines with seven different knife profiles for curving and engraving. Ideal for cutting veneers, MDF, plastics, wood and solid surfaces.

**NEW**



Code No.	D	L	ød
G1853x3Z*	10.3	28	3.18

\*Body only.



Advanced Materials



# Solid Surface Materials

## Router Bits for Fabricating Solid Surface Materials

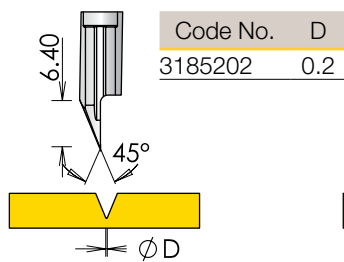
#1250	#1540	#1014	#1014	#1072	#1510	#1031	#1040	#1612	#1520	#1612	#1530	#1530	#1530
337	337	338	338	340	340	341	341	341	342	342	342	343	343

#1130	#1559	#1553	#1550	#1564	1554	1564	1062	1592	1590	1594	#1621	#1600	#1084
343	344	344	344	345	345	346	346	347	347	347	348	348	349

Advanced Materials

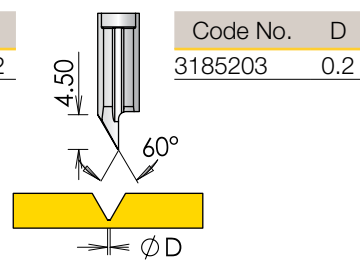


V-Groove 45° Engraving Insert Knives



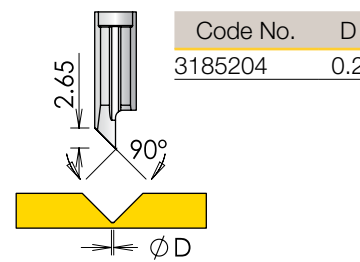
Code No.	D
3185202	0.2

V-Groove 60° Engraving Insert Knives



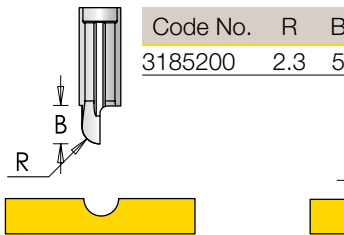
Code No.	D
3185203	0.2

V-Groove 90° Engraving Insert Knives



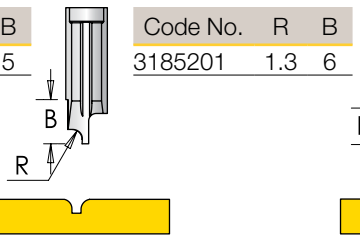
Code No.	D
3185204	0.2

Core Box Engraving Insert Knives



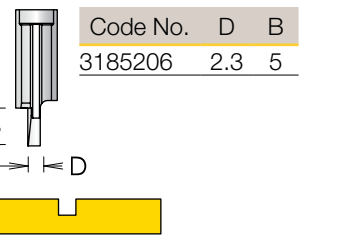
Code No.	R	B
3185200	2.3	5

Corner round Engraving Insert Knives



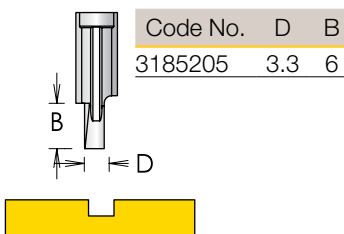
Code No.	R	B
3185201	1.3	6

Straight Engraving Insert Knives





Code No.	D	B
3185206	2.3	5

Straight Engraving Insert Knives



Code No.	D	B
3185205	3.3	6



### Corian, Fountainhead Avonite, etc.

Dimar has developed a world class line of router bits for solid surface materials.

Tools profile produced for such materials provide a complete solution for all applications & profiles in this category.

Tooling's shape & measurements shall comply with the particular processing stages.

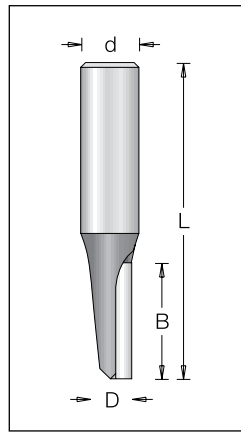
Working with a bearing guide: In order to protect the product from harm, the bearings are wrapped in reinforced plastic material, which is molded to the bearing and eliminates a split from the bearing while operating. The bearing shape is determined according to the existing profile of the product.





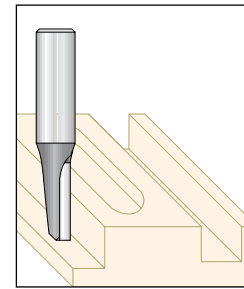
# Solid Surface Materials

## Plunge Bit - Single Fluted



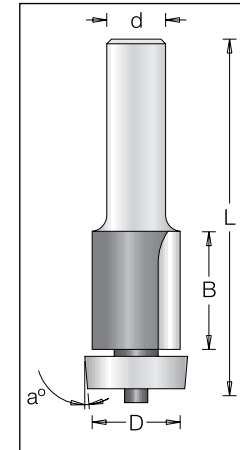
øD	B	Code No.	L	ød	Z
9.5	25.4	1250229	70	12	1

⚠ Can be supplied with 1/2" shank.



# Solid Surface Materials

## Inlay Trimming Bit



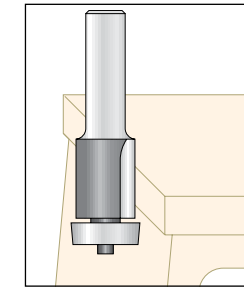
øD	a	B	Code No.	L	ød	Z
19.0	5°	25.4	1014159	80	12	A 2
19.6	5°	38.1	1014209	84	12	B 2

⚠ Can be supplied with 1/2" shank.

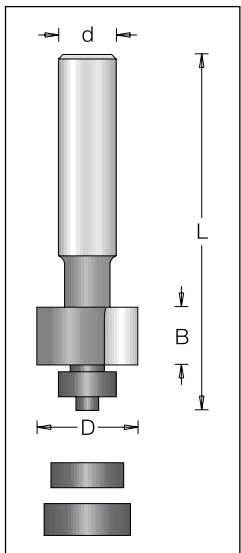
Spare Parts:



A. Molded Bearing #191 936 0S 22.2x6.3x5.2x5°  
 B. Molded Bearing #191 999 0S 25.4x6.3x8.2x5°



## Face Inlay Bit



øD	B	Code No.	t	L	ød	Z
6.35	1540019	1.6	78	12	C	2
6.35	1540029	3.2	76	12	B	2
6.35	1540039	4.8	76	12	A	2
22.2	9.5	1540159	4.8	78	A	2
12.7	1540049	1.6	82	12	C	2
12.7	1540059	3.2	80	12	B	2
12.7	1540069	4.8	80	12	A	2

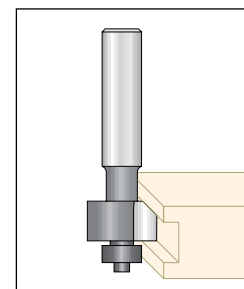
■ Available upon request

⚠ Can be supplied with 1/2" shank.

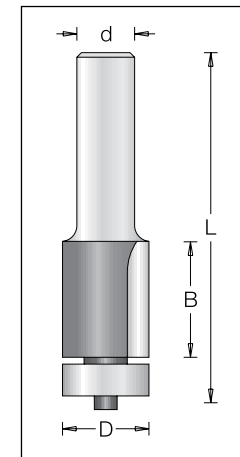
Spare Parts:



A. Ball Bearing #191 003 0 12.7x6.3x4.7  
 B. Ball Bearing #191 005 0 16x6.3x5  
 C. Ball Bearing #191 014 0 19x6.3x7



## Inlay Trimming Bit









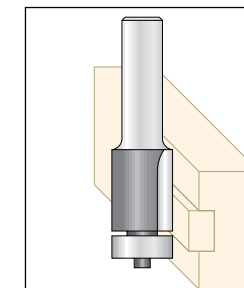
øD	B	Code No.	L	ød	Z
19	25.4	1014169	80	12	2

⚠ Can be supplied with 1/2" shank.

Spare Parts:

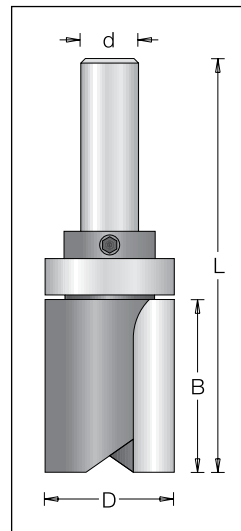


Molded Bearing #1919 340S 19x6.3x5.7



# Solid Surface Materials

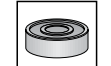
## Trimming Bit



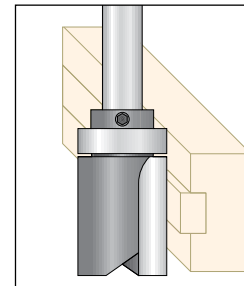
øD	B	Code No.	L	ød	Z
28.6	38.1	1072399	92	12	2

⚠ Can be supplied with 1/2" shank.

Spare Parts:



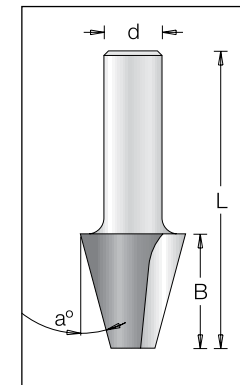
Ball Bearing  
#191 018 0  
12.7x28.6x8



Advanced Materials

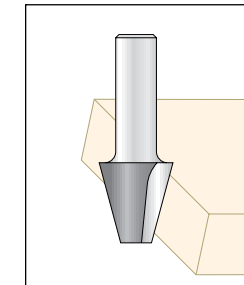
# Solid Surface Materials

## Bevel Bit



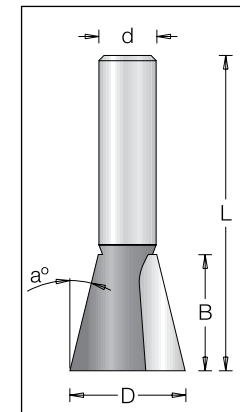
øD	a	B	Code No.	L	ød	Z
24	15°	25.4	1031139	65	12	2

⚠ Can be supplied with 1/2" shank.



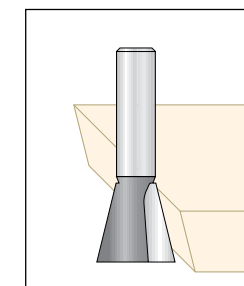
Advanced Materials

## Bevel Bit

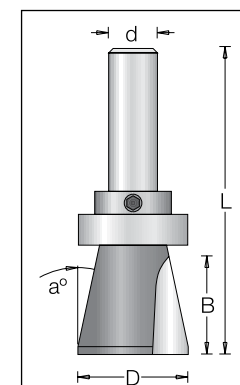


øD	a	B	Code No.	L	ød	Z
25.4	14°	25.4	1040259	69	12	2

⚠ Can be supplied with 1/2" shank.



## Bevel Bit



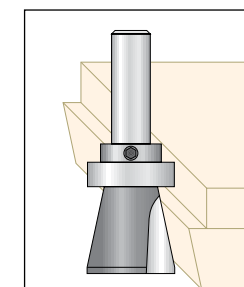
øD	a	B	Code No.	L	ød	Z
28.6	12°	26	1612449	79.4	12	2

⚠ Can be supplied with 1/2" shank.

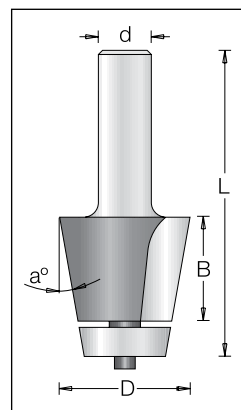
Spare Parts:



Ball Bearing  
#191 018 0  
28.6x12.7x8



## Bevel Bit





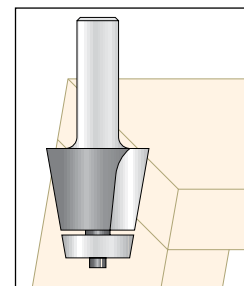
øD	a	B	Code No.	L	ød		Z
32	12°	25.4	1510049	80	12	A	2
39	12°	32.0	1510109	78	12	B	2

⚠ Can be supplied with 1/2" shank.


Spare Parts:



A.Molded Bearing B.Molded Bearing  
#191 932 0S #191 999 0S  
21.8x6.3x5.7x10° 25.4x6.3x8.2x5°



Plastic




Solid Surface Materials



Aluminum



Composites



Plastic



Solid Surface Materials



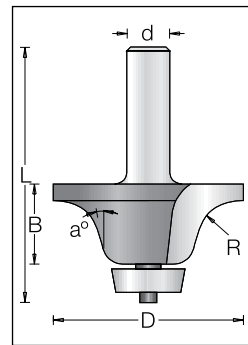
Aluminum



Composites

# Solid Surface Materials

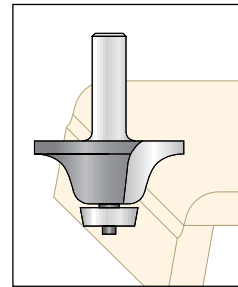
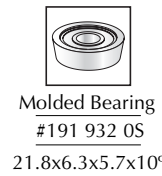
## Rounding Over Bowl Bit



øD	a	B	Code No.	R	L	ød	Z
55	15°	25.4	1520039	13	75	12.0	2
61	15°	32.0	1520049	14	86	12.0	2

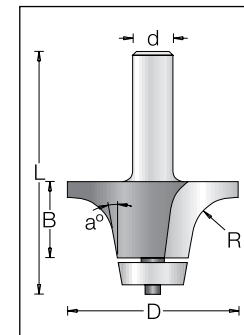
■ Available upon request

Spare Parts:



# Solid Surface Materials

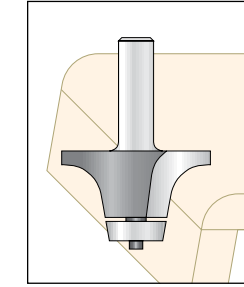
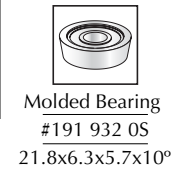
## Undermount Bowl Bit



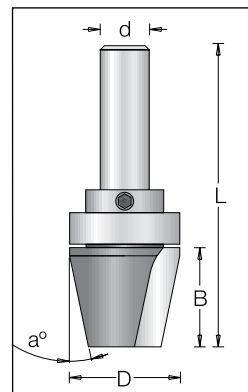
øD	a	B	Code No.	R	L	ød	Z
54	18°	25.4	1530039	13	79	12	2
57	18°	32.0	1530049	14	85	12	2

⚠ Can be supplied with 1/2" shank.

Spare Parts:




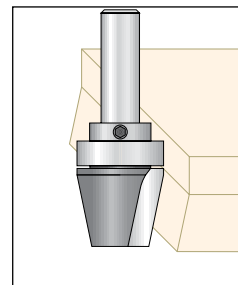
## Bevel Guided Bit



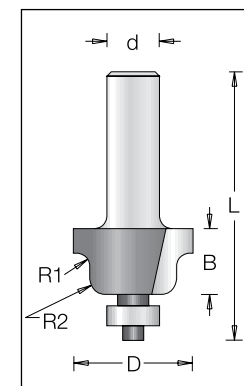
øD	a	B	Code No.	L	ød	Z
28.6	12°	25.4	1612249	77.8	12	2

⚠ Can be supplied with 1/2" shank.

Spare Parts:



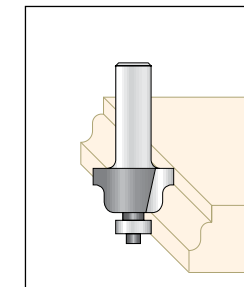
## Roman Ogee Bit



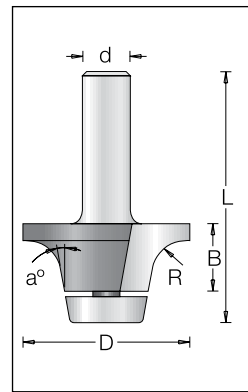
øD	B	Code No.	R1	R2	L	ød	Z
28.6	16	1130109	3.2	4	63	12	2

⚠ Can be supplied with 1/2" shank.

Spare Parts:




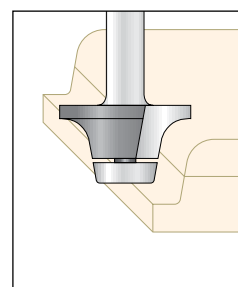
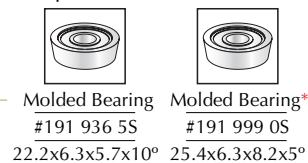
## Bevel Guided Bit



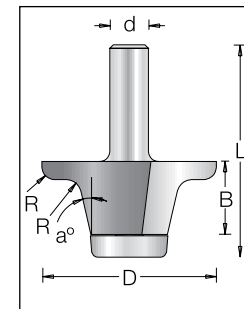
øD	a	B	Code No.	R	L	ød	Z
45.2	17°	18.2	1530059	9.5	63.5	12	2
51.0	17°	18.2	1530069	12.7	63.5	12	2
54.0	17°	25.4	1530079	12.7	71.5	12	2
57.0	17°	24.0	1530089	19.0	76.0	12	2
60.5	12°	22.2	1530099*	14.2	79.0	12	2

⚠ Can be supplied with 1/2" shank.

Spare Parts:



## Undermount Bowl Bit

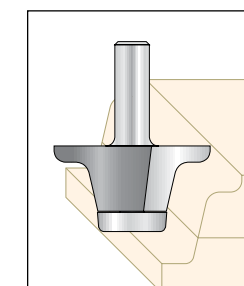


øD	a	B	Code No.	R1	R	L	ød	Z
57	13°	24	1530109	4	5	71	12	2

■ Available upon request

⚠ Can be supplied with 1/2" shank.

Spare Parts:



Plastic



Solid Surface Materials



Aluminum



Composites



Plastic



Solid Surface Materials



Aluminum

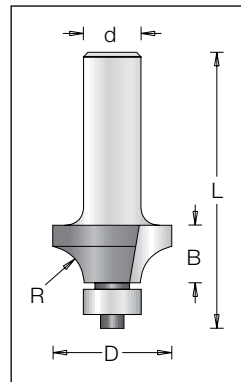


Composites



# Solid Surface Materials

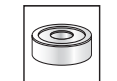
## Corner Rounding Bit



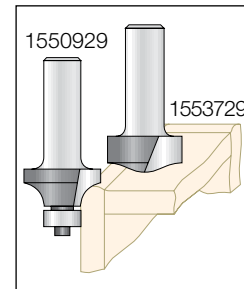
øD	R	B	Code No.	L	ød	Z
28.6	8	13.5	1550923	52	6	2
	8	13.5	1550929	61	12	2

⚠ Can be supplied with 1/4" shank.  
Can be supplied with 1/2" shank.

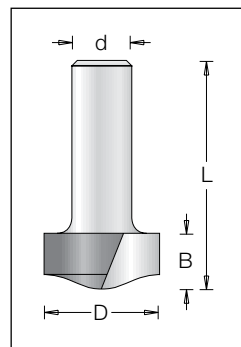
Spare Parts:



Molded Bearing  
#191 935 0S  
12.7x4.8x5.2

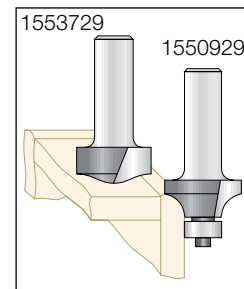


## Corner Top Bit - No Drip

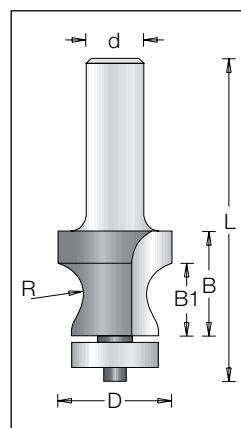


øD	B	Code No.	L	ød	Z
25.4	12.7	1553729	54	12	2

⚠ Can be supplied with 1/2" shank.



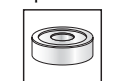
## Corner Top Bit - No Drip



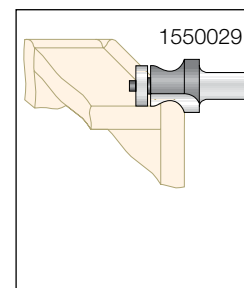
øD	R	B	Code No.	B1	L	ød	Z
25	8	23	1550029	16	77	12	2
	8	29	1550039	24	83	12	2

⚠ Can be supplied with 1/2" shank.

Spare Parts:

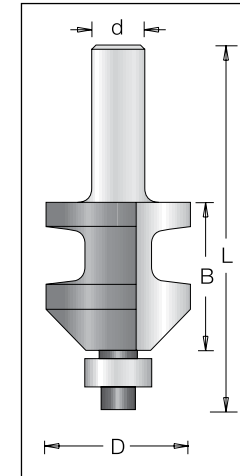


Molded Bearing  
#191 934 0S  
12.7x4.8x5.2



# Solid Surface Materials

## Bevel Hob Bit

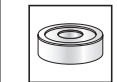


øD	B	Code No.	L	ød	Z
35	36	1564109	89	12	2

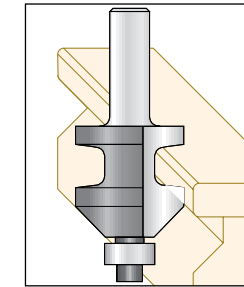
■ Available upon request

⚠ Can be supplied with 1/2" shank.

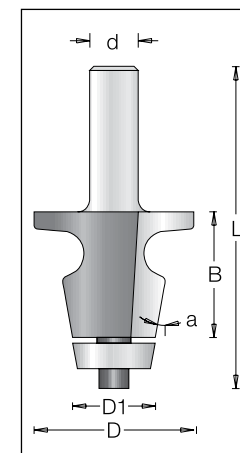
Spare Parts:



Ball Bearing  
#191 005 0  
16x6.3x5



## Under Mount Profile Bowl Bit



øD	B	Code No.	R	a	L	ød	Z
42	33	1554109	6	11°	83	12	2

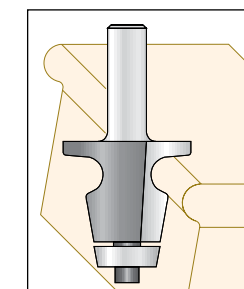
■ Available upon request

⚠ Can be supplied with 1/2" shank.

Spare Parts:



Molded Bearing  
#191 932 0S  
21.8x6.35x5.7x10°



Plastic



Solid Surface Materials



Aluminum



Composites



Plastic



Solid Surface Materials



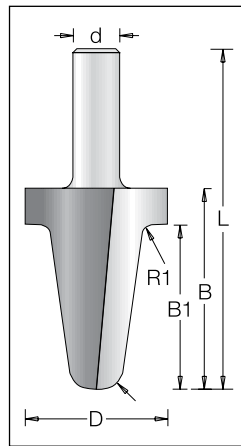
Aluminum



Composites

# Solid Surface Materials

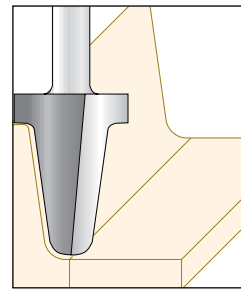
## Upright Bit



øD	B	B1	Code No.	R	R1	L	ød	Z
39	40	30	1564019	6	3	78	12	2
	55	45	1564059	6	3	93	12	2

■ Available upon request

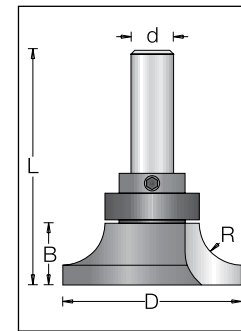
⚠ Can be supplied with 1/2" shank.



Advanced Materials

# Solid Surface Materials

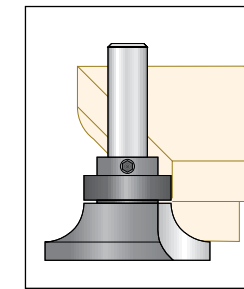
## Inverted (Under-Cut) Round Over Bit



øD	R	B	Code No.	L	ød	n	Z
54.0	12.7	20.0	1592039	73	12		2
67.0	19.0	25.4	1592069	77	12	18,000	2

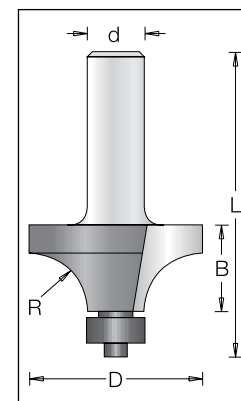
⚠ Can be supplied with 1/2" shank.

Molded Bearing  
#191 944 0  
28.6x15x8.5



Advanced Materials


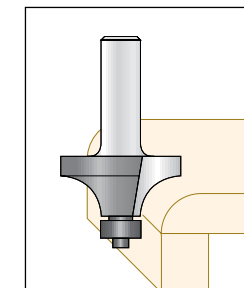
## Round Over Bit



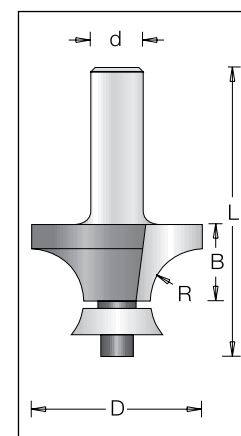
øD	R	B	Code No.	L	ød	Z
38.1	12.7	19.0	1590039	65	12	2
51.0	19.0	25.4	1590069	73	12	2

⚠ Can be supplied with 1/2" shank.

Spare Parts:  
Molded Bearing  
#191 935 0S  
12.7x4.7x5.7



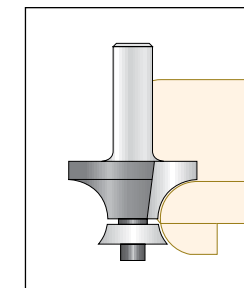
## Round Over Bit



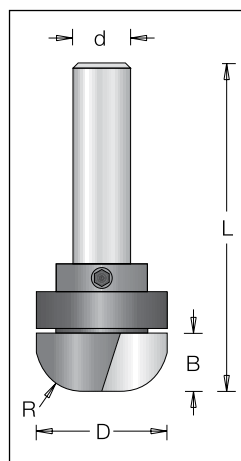
øD	R	B	Code No.	L	ød	n	Z
41.6	12.7	18.7	1594019	68.4	12	A	18,000
54.2	19.0	25.0	1594059	76.0	12	B	18,000
67.0	25.4	31.4	1594109	92.0	12	C	18,000

⚠ Can be supplied with 1/2" shank.

Spare Parts:  
A.Molded Bearing #191 996 0S 21.4x6.3xR12.7  
B.Molded Bearing #191 997 0S 19.4x6.3xR19  
C.Molded Bearing #191 998 0S 18.5x6.3xR25.4




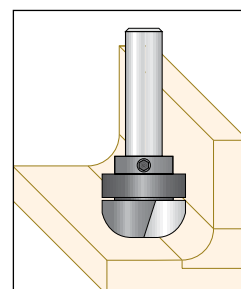
## Coving Bit



øD	B	Code No.	R	L	ød	Z
28.6	12.7	1062809	10	73	12	2

⚠ Can be supplied with 1/2" shank.

Spare Parts:  
Molded Bearing  
#191 944 0  
28.6x15x8.5



Plastic




Solid Surface Materials



Aluminum



Composites



Plastic



Solid Surface Materials



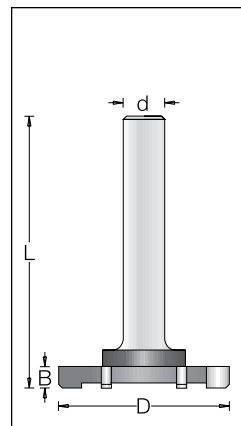
Aluminum



Composites

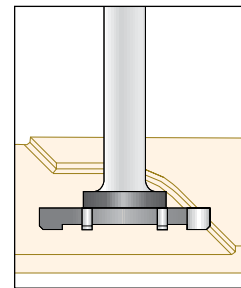
# Solid Surface Materials

## Six Wing Trimmer




øD	B	Code No.	L	ød	Z
52	6.5	1600055 ■	83	8	6
	6.5	1600059	83	12	6


■ Available upon request



Advanced Materials




Plastic



Solid Surface Materials



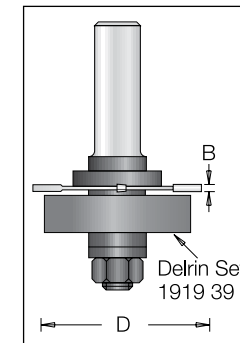
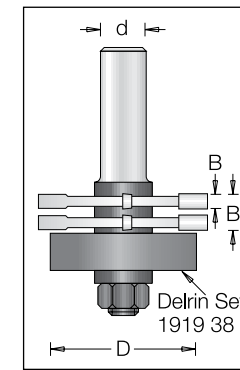
Aluminum



Composites

# Solid Surface Materials

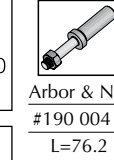
## Tongue & Groove - Jointing Set



	øD	B	Code No.	L	ød
Complete	47.7	10.0	1084409	76.2	12
Cutter (x2)	47.7	4.0	1080850		
Cutter	47.7	2.0	1080760		

⚠ Can be supplied with 1/2" shank.

Spare Parts:



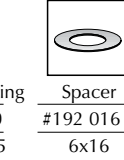
Arbor & Nut  
#190 004 9  
L=76.2



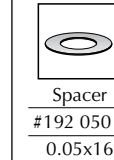
Molded Bearing  
#191 938 0  
8x43x9.6



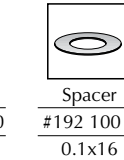
Molded Bearing  
#191 939 0  
8x40.7x10.5



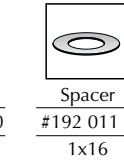
Spacer  
#192 016 0  
6x16



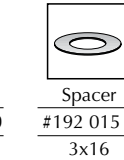
Spacer  
#192 050 0  
0.05x16



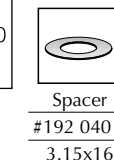
Spacer  
#192 100 0  
0.1x16



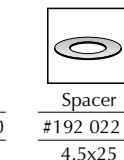
Spacer  
#192 011 0  
1x16



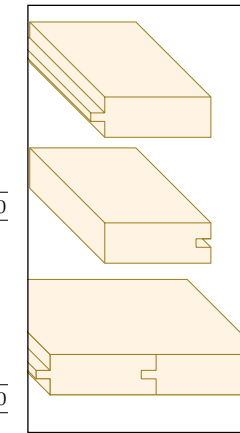
Spacer  
#192 015 0  
3x16



Spacer  
#192 040 0  
3.15x16



Spacer  
#192 022 0  
4.5x25



Advanced Materials




Plastic



Solid Surface Materials



Aluminum

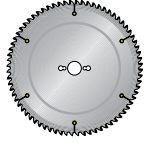




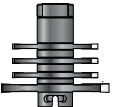


Composites

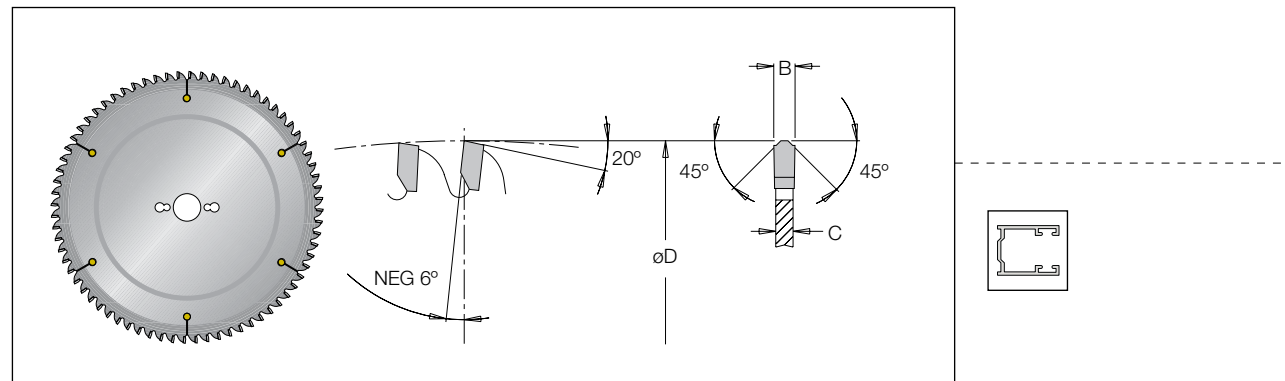


# Aluminum

# Aluminum

					
350	351	351	352	352	353

## Aluminum Profiles Saw Blade, MESAN, MFSAN

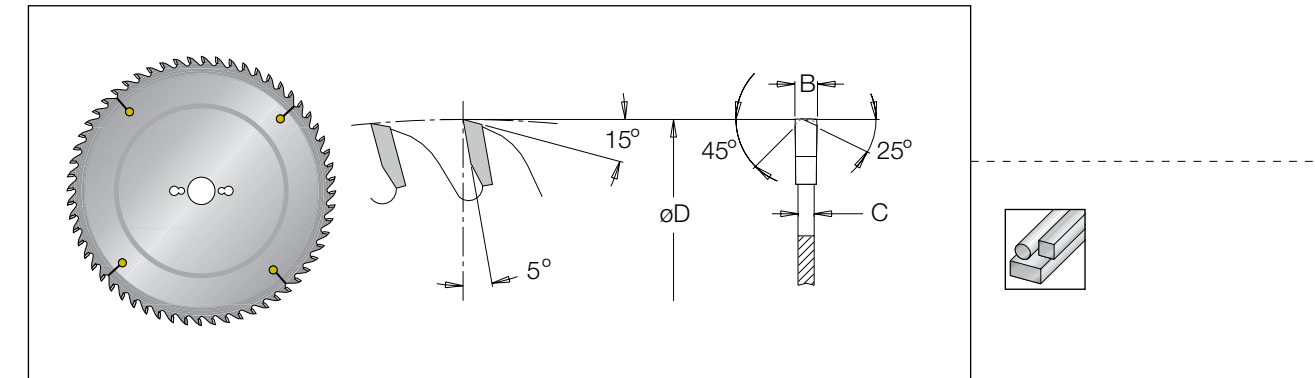


øD	Teeth	Code No.	B	c	n	m/min	ød	
150	48	90202433 ■	2.8	2.2	5000-8900	12-21	20	MFSAN
160	48	90202443	2.8	2.2	4700-8300	11-20	20	MFSAN
180	58	90202486	2.8	2.2	4200-7400	12-21	30	MFSAN
184	58	9020245E ■	2.8	2.2	4100-7200	12-21	16	MFSAN
	58	90202453 ■	2.8	2.2	4100-7200	12-21	20	MESAN
190	60	90202493	2.8	2.2	4000-7000	12-21	20	MFSAN
	60	90202496	2.8	2.2	4000-7000	12-21	30	MFSAN
200	48	90200706	2.8	2.2	3800-6600	9-16	30	MESAN
	64	90202506	2.8	2.2	3800-6600	12-21	30	MFSAN
216	64	90202566	2.8	2.2	3500-6100	11-20	30	MFSAN
230	60	90202606	2.8	2.2	3300-5800	10-17	30	MESAN
235	60	90202636	2.8	2.2	3200-5600	10-17	30	MFSAN
	60	90200806	3.2	2.6	3000-5300	9-16	30	MESAN
250	80	90202706	3.2	2.6	3000-5300	12-21	30	MFSAN
	100	90202756	3.2	2.6	3000-5300	15-27	30	MFSAN
275	72	90200857	3.2	2.6	2700-4800	10-17	32	MESAN
300	72	90200906	3.2	2.6	2500-4400	9-16	30	MESAN
	96	90202806	3.2	2.6	2500-4400	12-21	30	MFSAN
330	80	90200957	3.2	2.6	2300-4000	9-16	32	MESAN
	102	90202857	3.2	2.6	2300-4000	12-20	32	MFSAN
350	84	90201006	3.2	2.6	2100-3800	9-16	30	MESAN
	108	90202906	3.2	2.6	2100-3800	11-21	30	MFSAN
380	100	90202956	2.8	2.2	2000-3500	10-18	30	MESAN
400	96	90201106	3.8	3.2	1900-3300	9-16	30	MESAN
	120	90203006	3.8	3.2	1900-3300	11-20	30	MFSAN
420	96	90203406	4.0	3.4	1800-3100	9-15	30	MESAN
450	108	90204006	4.0	3.4	1600-2900	9-16	30	MESAN
	120	90204106	4.0	3.4	1600-2900	10-17	30	MFSAN
500	120	90204206	4.4	3.8	1500-2600	9-16	30	MESAN

■ Available upon request

⚠ The material must be clamped firmly to the table on both sides during cutting operation.

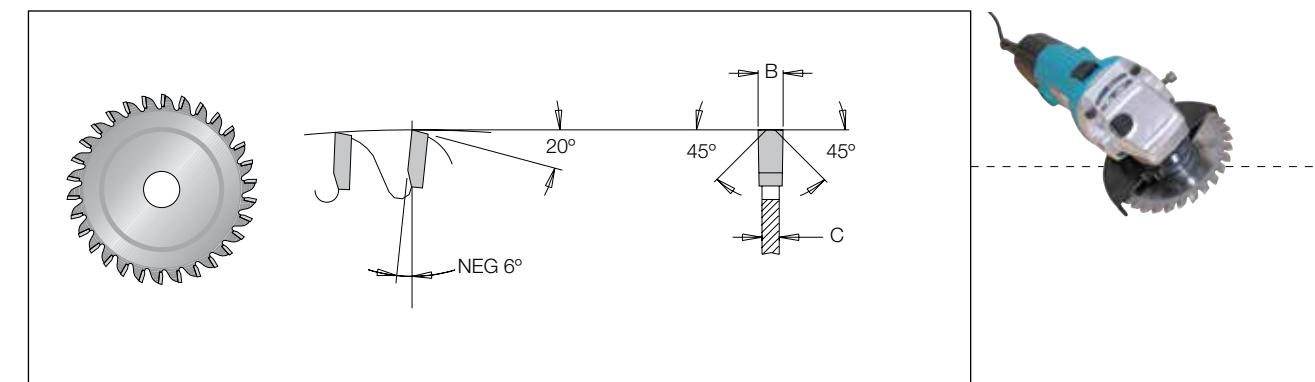
## Aluminum Bars Saw Blade, META, META, MFTA



øD	Teeth	Code No.	B	C	n	m/min	ød	
300	80	90254006 ■	3.4	2.8	2500-4400	20-35	30	MFTA
450	100	90250406 ■	4.0	3.4	1600-2900	16-29	30	META
550	120	90250606	4.4	3.8	1400-2400	16-28	30	META
	100	90256066 ■	4.4	3.8	1400-2400	14-24	30	MCTA

■ Available upon request

## Milling Saw Blade, MEHAN



øD	Teeth	Code No.	B	c	n	ød
100	24	90200511	3.9	3.2	7600-13000	15.87
	30	90200551	3.9	3.2	7600-13000	15.87
115	24	9020061A	3.9	3.2	6600-11600	22.2
	30	9020063A	3.9	3.2	6600-11600	22.2

⚠ To be used manually with mini grinder. Used extensively in the boat building industry for milling, that is cleaning up, grooving of aluminum welds and cutting out welding tacks.



Plastic



Solid Surface Materials



Aluminum



Composites



Plastic



Solid Surface Materials



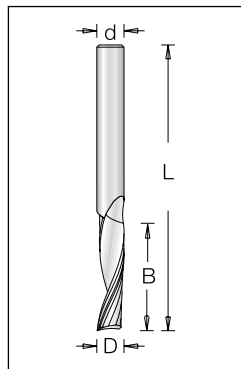
Aluminum



Composites

# Aluminum

## Single Spiral O Flute, Up Shear Angle, Mirror Finish



D	B	Code No.	L	ød
3.2	8.0	185510z	40	3.2
4.75	12.7	1855224	50	6.35
6.35	16.0	1855304	50	6.35

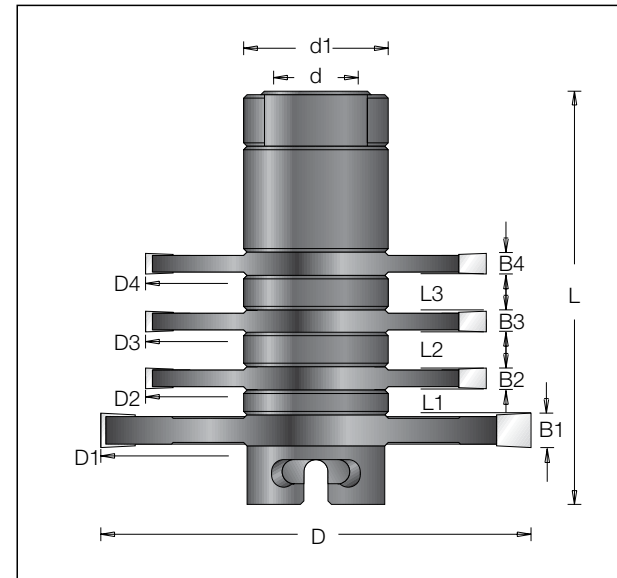


Advanced Materials

# Aluminum

## Custom & Milling Head

Special head made from steel sleeve and brazed cutter according to customer definition.

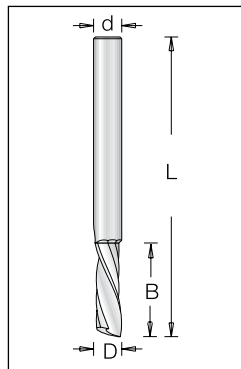


Special tools for working on aluminium profiles.  
To order single cutters indicate diameter, width and bore.  
To order sets supply a drawing of the requested cutter profile, dimensions; diameter, width and bore as well as the dimensions between the cutters.




$d = \dots, d1 = \dots, L = \dots$   
 $D1 = \dots, B1 = \dots, L1 = \dots$   
 $D2 = \dots, B2 = \dots, L2 = \dots$

Advanced Materials

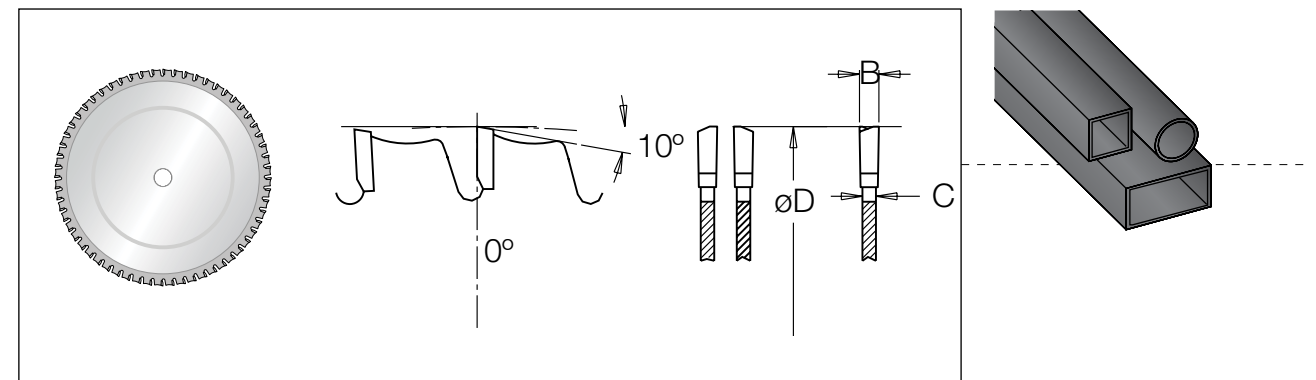
## Single Spiral O Flute, Down Shear Angle, Mirror Finish



D	B	Code No.	L	ød
3.2	8.0	185410z	40	3.2
4.75	12.7	1854224	50	6.35
6.35	16.0	1854304	50	6.35



## Metal Saw Blade, MEZB,MFZB








øD	Teeth	Code No.	B	c	n. Max.	ød	
185	36	90209013	2.2	1.8	1,800	20.0	MEZB
305	60	90210005	2.2	1.8	1,800	25.4	MWZB
305	80	90210055	2.2	1.8	1,800	25.4	MFZB
355	80	90210105	2.4	2.0	1,800	25.4	MFZB

O Flut design  
Z=1

R.P.M. = 18,000

Aluminum

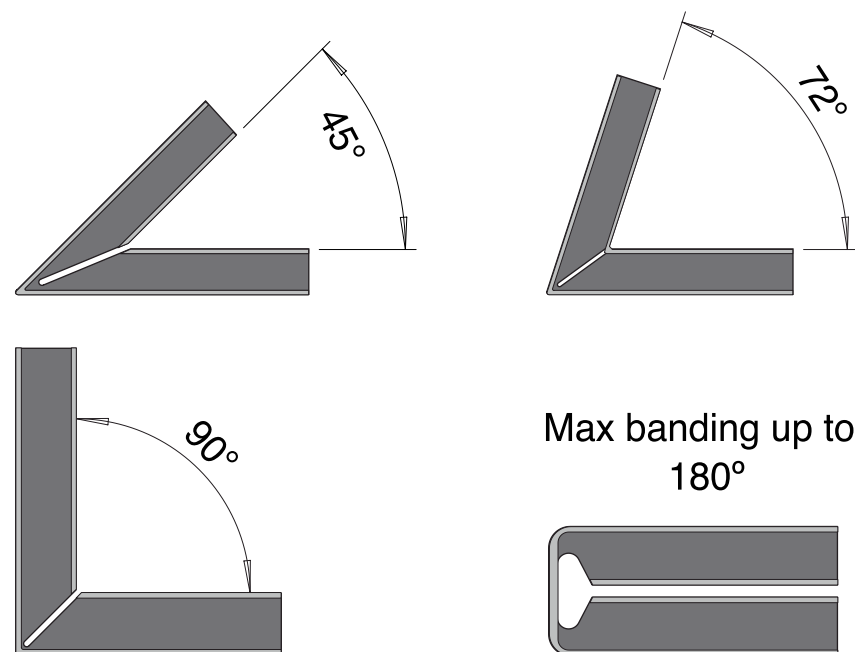
## ACM Aluminum Combined With Plastics

				
#1050	#1060	#1060	#5548	#G1853
355	356	356	357	7126



## Folding Routers, Cutters & Saws for Aluminum Combined with Plastics

A complete set of tools for folding applications in sandwich board consisting of aluminum and plastics, such as Alucobond or Dibond. To be used with a variety of machines and power tools: Table saws, manual circular saws, CNC machines and routers.



Plastic



Solid Surface Materials



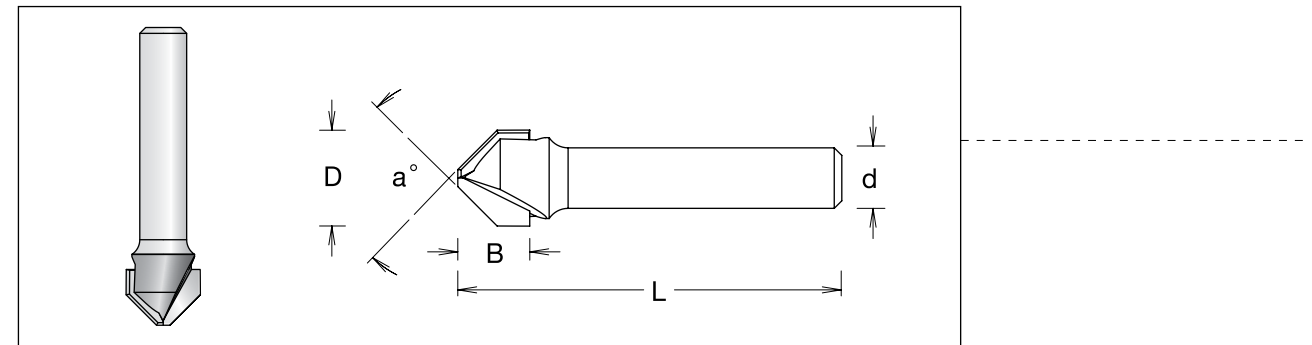
Aluminum



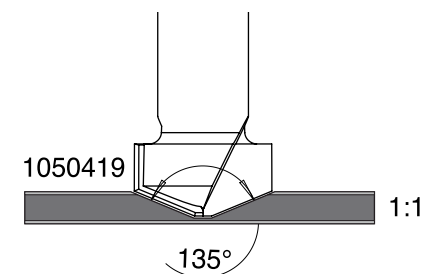
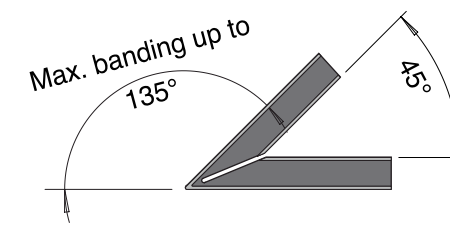
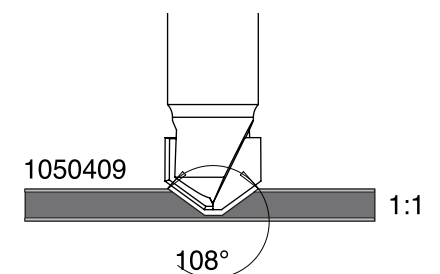
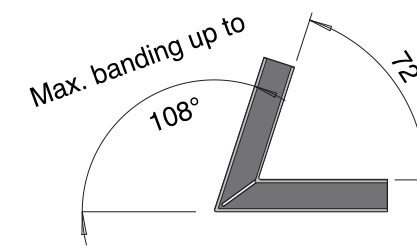
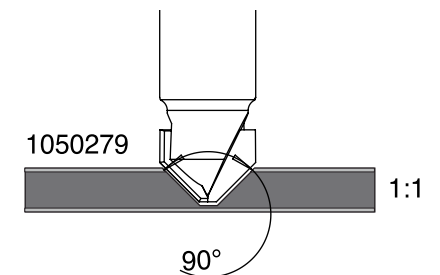
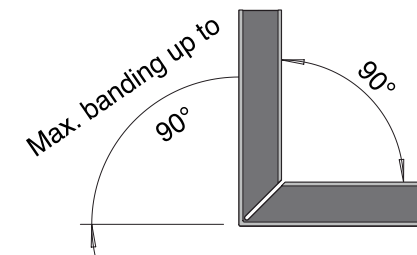
Composites

## Folding Router for Routing Machines

NEW



øD	Code No.	a°	B	Z	L	ød	n
12.7	1050265	90°	9.5	2	50.8	8	28,000
	1050279	90°	9.5	2	50.8	12	28,000
	1050405	108°	11.5	2	50.8	8	28,000
	1050409	108°	11.5	2	62.0	8	28,000
18.2	1050419	135°	9.5	2	52.0	12	28,000



Plastic



Solid Surface Materials



Aluminum

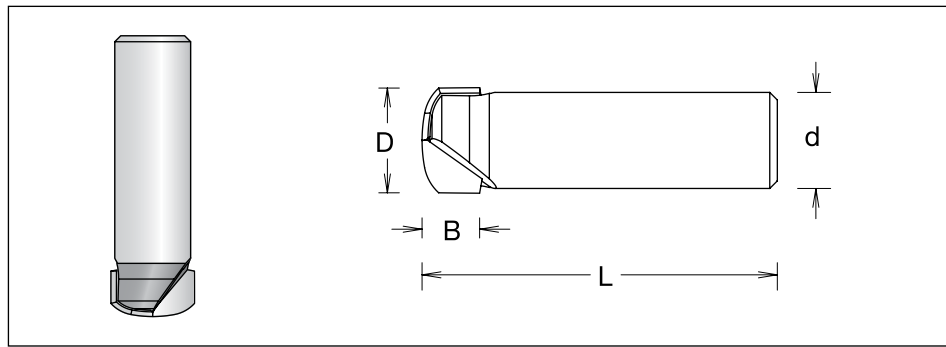


Composites

# ACM

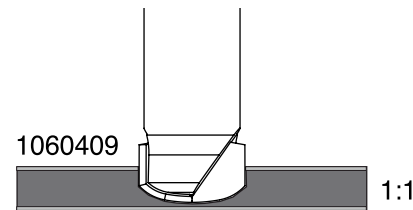
## Folding Router for 180° Bending

NEW



øD	Code No.	B	Z	L	ød	n
14.0	1060479	7.5	2	47	12	28,000

Max banding up to 180°



Advanced Materials



Plastic



Solid Surface Materials



Aluminum

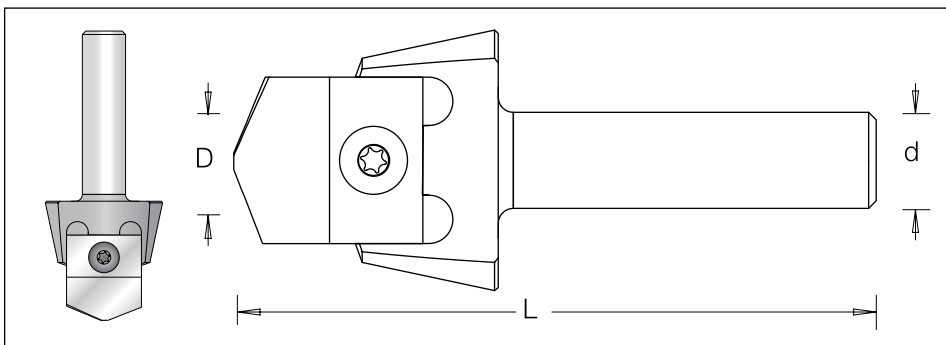


Composites

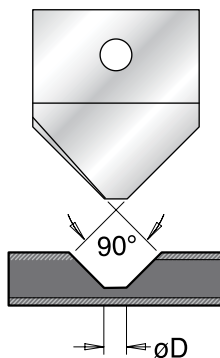
## Folding Router with Replaceable Inserts

For use on CNC machines.

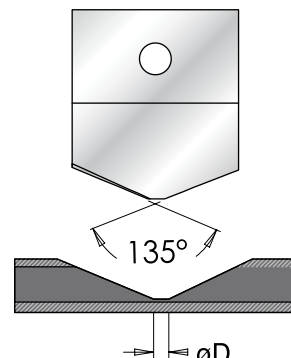
NEW



øD	Code No.	Z	L	ød	n
22	G1853x19	2	85	12	24,000



Code No.	D
3185100	3.27




Code No.	D
3185106	2.0

# ACM

## Adjustable Folding Saw Blade

NEW



øD	Code No.	B	B1	Z	C	ød	n
250	5548061	10.2	6	2	2.4	25.4	7,600-5,300

Advanced Materials



Plastic



Solid Surface Materials



Aluminum

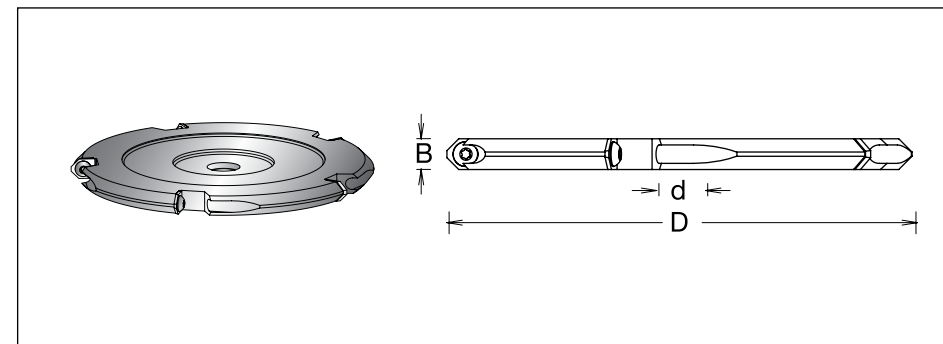


Composites

## Folding Cutter with Replaceable Inserts

For use with manual sawing machines.

NEW



øD	Code No.	B	Z	ød	n
152.4	712685Z	10.1	5	5/8»	9,000

Spare Parts:



T.C. Blade  
#3208569  
12X10X2



Torx screw  
#19314828  
M4x5.6











Torx key  
#1941015  
T15



# Composites

## Composites

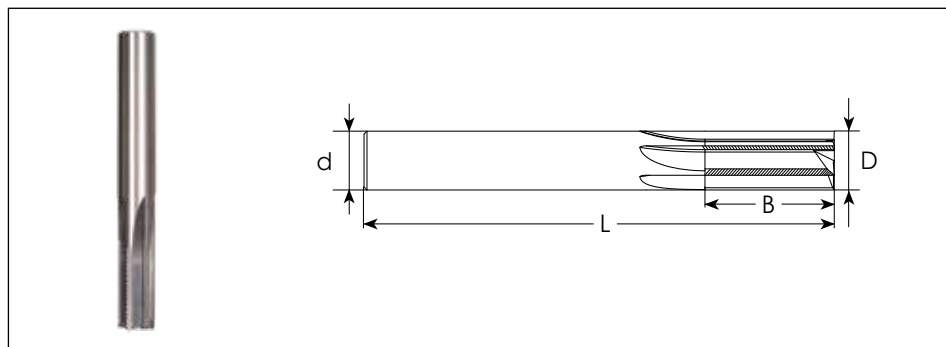


						
#7301	#73003	#7300	#1301	#7300	#9580	#7303
358	358	359	360	360	361	361

## Aramid Endmill

Solid carbide straight router suitable for sizing and pocket milling of honeycomb parts, combined with AFRP layers. Nano grain carbide with super finish grinding for maximum durability against wear.

**NEW**

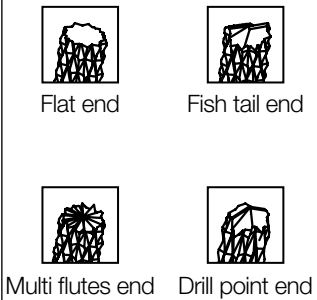
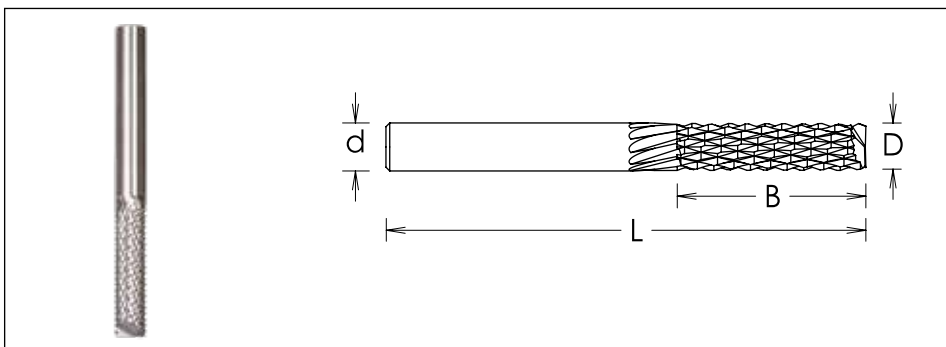


øD	B	L	d	No. of Flutes	Uncoated
6	16	60	6	2+2	73011013
10	22	80	10	2+2+2	73011027

## Burrs Tools

Solid tungsten carbide endmill suitable for sizing ,pockets and milling holes, roughfinish. For use on routers and machining centers with or without CNC systems.

**NEW**



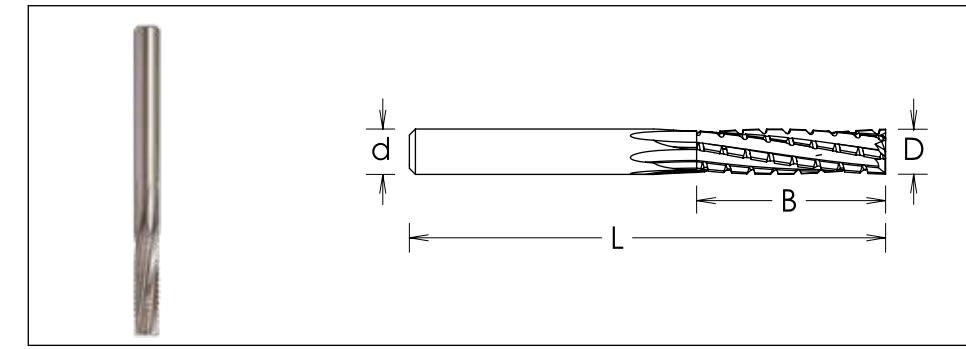
øD	Flat end	Fish tail end	Multi flutes end	Drill point end	B	L	ød
6.35	73001284	73001364	73001444	73001714	25.4	63.5	6.35
9.52	73001316	73001396	73001476	73001746	38.1	82.5	9.52
12.7	73001328	73001408	73001488	73001778	50.8	101.6	12.7

# Composites

## Multi Flutes Endmill - Up Shear

Solid tungsten carbide endmill suitable for sizing ,pockets and milling holes, finefinish. Upcut spiral for optimum chip flow and improved finish on the bottom of the FRP parts. For use on routers and machining centers with or without CNC systems.

**NEW**

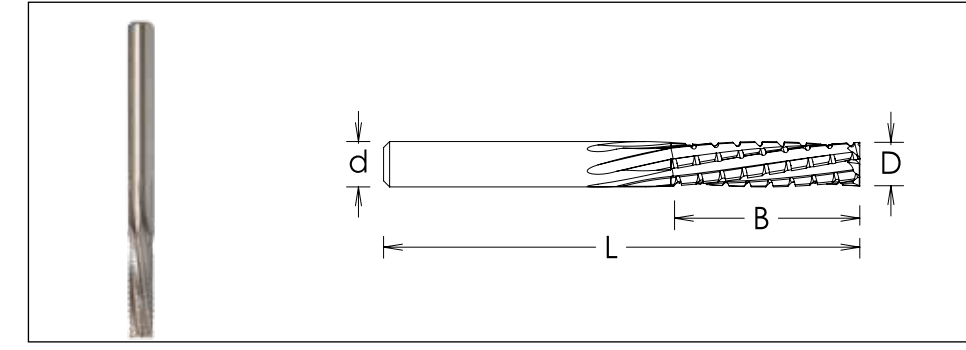


øD	Uncoated	CA Coating	B	Z	L	ød
6.35	73003054	CA73003054	25.4	6	63.5	6.35
7.94	7300306Z	CA7300306Z	32.0	9	76.0	7.94
9.52	73003076	CA73003076	38.1	10	82.5	9.52
12.7	73003088	CA73003088	50.8	12	101.6	12.7

## Multi Flutes Endmill - Down Shear

Solid tungsten carbide endmill suitable for sizing ,pockets and milling holes, fine finish. Upcut spiral for optimum chip flow and improved finish on the bottom of the FRP parts. For use on routers and machining centers with or without CNC systems.

**NEW**




øD	Uncoated	CA Coating	B	Z	L	ød
6.35	73005054	CA73005054	25.4	6	63.5	6.35
7.94	7300506Z	CA7300506Z	32.0	9	76.0	7.94
9.52	73005076	CA73005076	38.1	10	82.5	9.52
12.7	73005088	CA73005088	50.8	12	101.6	12.7

Advanced Materials



Advanced Materials

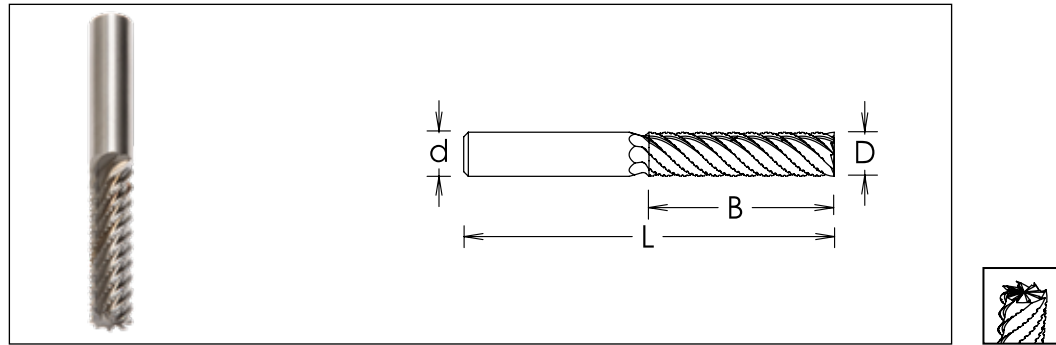


# Composites

## Hogger End Mill

Solid tungsten carbide endmill, suitable for sizing and flatness of honey comb parts. Carbide will offer maximum durability. For use on routers and machining centers with or without CNC systems.

**NEW**

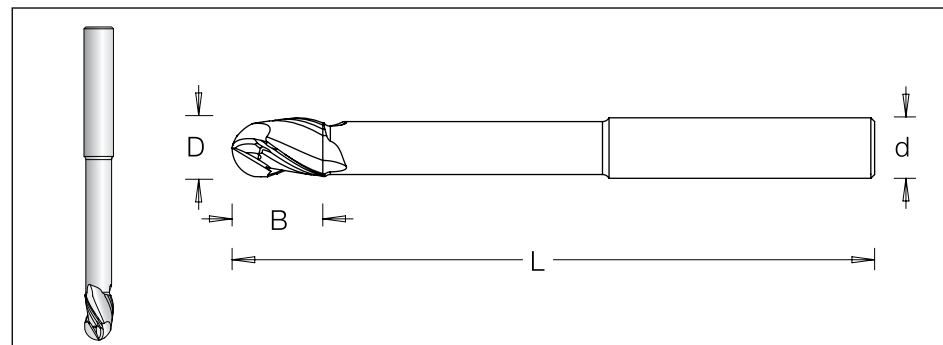


øD	Uncoated	B	Z	L	ød
6.35	73017204	25.4	3	63.5	6.35
9.52	73017216	38.1	4	76	9.52
12.7	73017228	50.8	5	101.6	12.7

## Ball Nose End Mill

Solid tungsten carbide router, suitable for round corner, edges, pockets and 3D curving. For use in all types of materials such as MDF, plastics and aluminium. All tools made with neck clearance for deep cuts.

**NEW**



øD	Code No.	B	Z	L	ød	n
6.0	SO1063763	9.0	3	80.0	6	
8.0	SO1063775	12.0	3	85.0	8	
10.0	SO1063787	15.0	3	100.0	10	
12.0	SO1063799	16.0	3	100.0	12	

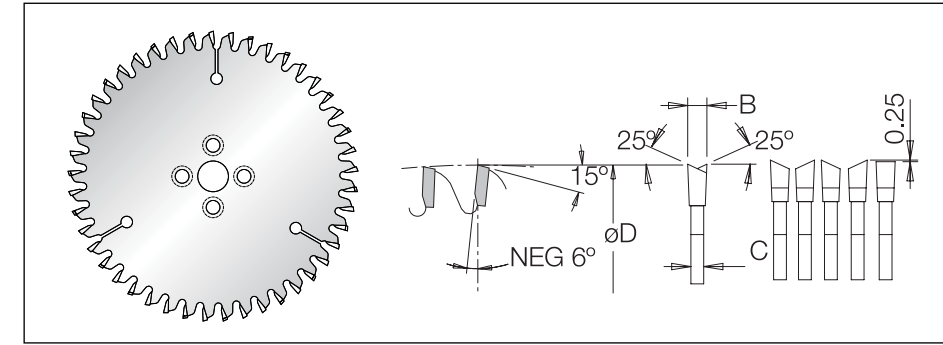
øD	Uncoated	B	Z	L	ød
6.35	73034064	9.52	3	76.0	6.35
7.95	7303407Z	12.7	3	88.9	7.94
9.52	73034086	15.87	3	101.6	9.52
12.7	73034098	19.05	3	127	12.7

# Composites

## Solid Carbide Tipped Disk

Solid carbide tipped disk mounted on an arbor. Suitable for straight, fast cutting of edges at variable heights. Can be used on 5-axis CNC machines. Ideal for use on honeycomb parts with outer layer of GFRP- Glass Fiber Reinforced Thermosetting Plastics, CFRP- Carbon Fiber Reinforced Thermosetting Plastics, diamond and AFRP -Aramid Fiber Reinforced Plastics.

**NEW**

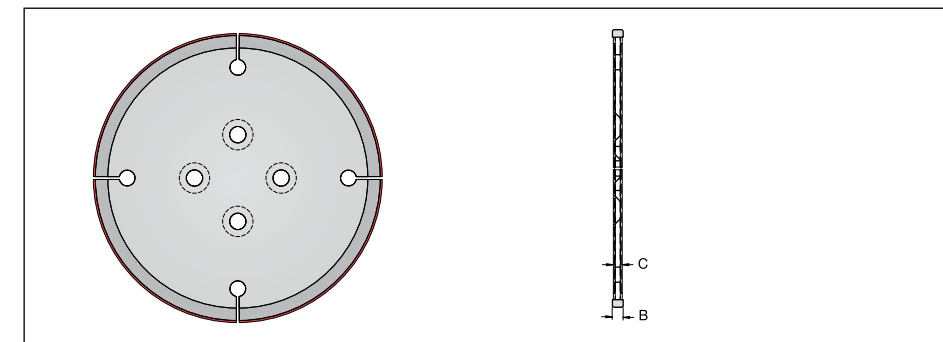


øD	B	Code No.	c	Teeth	ød	∠
100	2.4	95801611	1.8	30	15.87	4x7.1xø30
150	2.4	95801621	1.8	45	15.87	4x7.1xø30

## Electro-Plated Diamond Disk

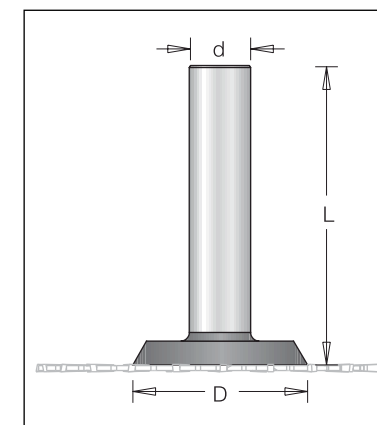
Electro-plated diamond disk mounted on an arbor. Suitable for straight, fast cutting of edges at variable heights. Can be used on 5-axis CNC machines. Ideal for GFRP- Glass Fiber Reinforced Thermosetting Plastics and CFRP- Carbon Fiber Reinforced Thermosetting Plastics. Diamond grain size can be adapted to the cutting quality required.

**NEW**



øD	B	Code No.	c	ød	∠	n
100	3.0	73033161	2.0	15.87	4x6.5Xø30	4x6.5Xø30
150	3.0	73033171	2.6	15.87	4x5.3Xø30	4x5.3Xø30

## CNC Arbor



øD	øD1	Code No.	L	∠	ød
45.0	15.87	1901218	82.55	4xM5xø30	12.7
40.0	15.87	1902292	150.0	4xM5xø30	19.05
40.4	15.87	1902290	150.0	4xM5xø30	20.0

Spare Parts:



Advanced Materials



Plastic



Solid Surface Materials



Aluminum



Composites

Advanced Materials



Plastic



Solid Surface Materials



Aluminum



Composites

# Index

75005	94	615061	122	1040053	299	SO1053155	88
75006	199	615062	122	1040055	299	E1053505	251
75007	199	615063	122	1040073	299	1053509	88
440071	223	615064	122	1040109	299	1053529	87
440082	223	615065	122	1040139	299	1053569	87
440094	223	615070	122	1040169	299	1053609	87
440119	223	615073	122	1040199	299	1053619	87
440125	223	615074	122	1040229	299	1053629	87
440143	223	615077	122	1040243	299	1053649	87
440155	223	615078	122	1040259	299	1053669	87
440164	223	615079	122	1040259	343	1053689	87
443001	223	615080	122	1040369	299	1053700	86
443003	223	615090	122	1040379	299	1053800	86
443004	223	615091	122	1040853	299	1053909	87
443005	223	615092	122	1040863	299	1054009	87
443007	223	615098	122	1040865	299	1054059	87
443008	223	615099	122	1041013	253	1054069	87
443010	223	615100	122	1042043	300	1060013	262
445001	223	615105	122	1042053	300	1060015	262
445003	223	615106	122	1042513	300	1060033	262
445005	223	615108	122	1043003	253	1060035	262
615001	122	615109	122	1050013	252	1060063	262
615002	122	615110	122	1050015	252	1060065	262
615003	122	615111	122	1050019	252	1060073	262
615004	122	615115	122	1050043	252	1060075	262
615005	122	615116	122	1050045	252	1060093	261
615006	122	615117	122	1050103	252	1060095	261
615007	122	615118	122	1050105	252	1060099	261
615008	122	641011	122	1050109	252	1060119	262
615009	122	641012	122	1050133	252	1060123	261
615010	122	641019	122	1050135	252	1060125	261
615011	122	641021	122	1050139	252	1060129	261
615012	122	641030	122	1050163	252	1060139	262
615030	122	641031	122	1050165	252	1060149	262
615031	122	643001	122	1050169	252	1060153	261
615032	122	643002	122	1050173	252	1060155	261
615040	122	650010	123	1050193	252	1060159	261
615041	122	650011	123	1050195	252	1060169	262
615042	122	650013	123	1050199	252	1060173	262
615043	122	650014	123	1050229	252	1060179	262
615044	122	650015	123	1050259	252	1060183	261
615046	122	650016	123	1050265	357	1060185	261
615048	122	650017	123	1050279	357	1060189	261
615049	122	650018	123	1050319	252	1060199	262
615051	122	650020	123	1050405	357	1060203	262
615053	122	650031	123	1050409	357	SOT1060204	88
615054	122	650040	123	1050419	357	SOT1060214	88
615055	122	650050	123	1052103	251	1060215	261
615056	122	E1013075	248	1053043	323	1060219	261
615060	122	1040049	299	1053045	323	SOT1060224	88

# Index

SOT1060234	88	1066229	270	1070375	234	1071005	234
1060243	261	SO1070013	67	1070403	233	1071039	235
1060245	261	SO1070013	232	1070405	234	1071069	235
SOT1060248	88	1070013	233	1070423	233	1071083	233
1060249	261	1070015	234	1070433	233	1071093	233
SOT1060258	88	SO1070043	67	1070435	234	L1071095	234
1060299	262	SO1070043	232	1070463	233	1071095	234
1060309	262	1070043	233	1070465	234	1071108	65
1060339	261	1070045	234	1070469	235	1071109	65
1060379	261	1070049	235	1070493	233	1071109	94
1060409	261	SO1070073	67	L1070495	234	1071148	65
1060449	264	SO1070073	232	1070495	234	1071159	235
1060469	264	1070073	233	1070499	235	1071183	233
1060479	358	1070075	234	1070529	235	1071185	234
1060623	263	1070079	235	1070559	235	1071195	234
1060633	263	1070083	233	1070563	233	1071199	235
1060639	260	SO1070103	67	1070565	234	1071209	235
1060699	260	SO1070103	232	1070579	235	1071219	235
1062123	264	1070103	233	1070583	233	1071249	235
1062623	263	1070105	234	L1070585	234	1071265	234
1062633	263	1070109	235	1070585	234	1071279	235
1062639	263	1070113	233	1070615	234	1071289	235
1062699	263	1070123	233	1070619	235	1071299	235
1062809	348	SO1070133	67	1070649	235	1071309	235
SO106303Z	89	1070133	233	1070653	233	1071315	234
SO1063043	89	1070135	234	1070655	234	1071339	235
SO1063043	323	1070163	233	1070673	233	1071369	235
SO1063085	89	1070165	234	1070675	234	1071429	235
SO1063085	323	1070169	235	1070703	233	1071459	235
SO1063097	89	1070173	233	L1070705	234	1072049	240
SO1063097	323	1070193	233	1070705	234	1072229	240
E1063505	264	1070223	233	1070709	235	1072379	240
1063629	90	1070225	234	1070723	233	1072399	240
1063649	90	1070229	235	1070739	235	1072399	342
1063669	90	1070253	233	1070769	235	1072403	240
1063689	90	L1070255	234	1070779	235	1072463	240
SO1063763	89	SO1070255	67	1070793	233	1072483	240
SO1063763	362	1070255	234	L1070795	234	1072583	240
SO1063775	89	1070259	235	1070795	234	1072663	240
SO1063775	362	1070273	233	1070829	235	1072746	240
SO1063787	89	1070283	233	1070859	235	1072758	65
SO1063787	362	1070285	234	1070863	233	1072759	65
SO1063799	89	1070289	235	1070883	233	1072979	240
SO1063799	362	1070313	233	1070885	234	1073015	239
1066049	270	1070315	234	1070893	233	1073023	239
1066079	270	1070319	235	1070919	235	1073025	239
1066109	270	1070343	233	1070979	235	1073033	239
1066139	270	L1070345	234	1070989	235	1073039	239
1066169	270	1070345	234	1071003	233	1073065	245
1066199	270	1070349	235	L1071005	234	1073073	245

# Index

1073075	245	1074839	238	1075829	236	1077769	237
1073085	245	1074869	63	1075829S	238	1077789	237
1073089	245	1074879	63	1075839	236	1077795	237
1073149	246	1074889	238	1075839S	238	1077849	237
1073189	246	1074899	63	1075849	236	1077899	237
1073229	246	1074929	238	1075859	236	1078013	233
1073415	239	1075003	232	1075889	236	1078023	233
1073500	72	1075013	232	1075919	236	1078023	253
1073509	242	1075043	232	1075929	236	1078025	253
1073540	72	1075053	232	1075949	236	1078333	233
1073549	242	1075063	232	1075979	236	1078343	233
1073559	242	1075073	232	1076009	236	1078353	233
1073589	243	1075093	232	1076039	236	SO1078587	67
1073599	241	1075099	236	1076049	236	1080100	305
1073609	242	1075103	232	1076099	236	1080130	305
1073629	243	1075109	236	1076129	236	1080160	305
1073633	241	1075133	232	1076159	236	1080190	305
1073649	242	1075139	236	1076189	236	1080600	303
1073669	243	1075143	232	1076219	236	1080630	303
1073689	242	1075163	232	1076249	236	1080670	303
1073709	243	1075193	232	1076259	236	1080700	303
107373H	71	1075203	232	1076309	236	1080730	303
107374H	71	1075223	232	1076339	236	1080760	303
107376H	71	1075229	236	1076369	236	1080790	303
107377H	71	1075253	232	1076379	236	1080820	303
1073789	243	1075259	236	1076429	236	1080850	303
E1073815	242	1075283	232	1076459	236	1080880	303
1073829	243	1075289	236	1076489	236	1080910	303
1073835	239	1075313	232	1076499	236	1082010	303
1073899	239	1075319	236	1077005	237	1082020	303
1073915	239	1075319S	238	1077039	237	1082030	303
107398H	71	1075343	232	1077225	237	1082040	303
1074159	238	1075349	236	1077229	237	1082050	303
1074189	238	1075403	232	1077285	237	1082060	303
1074313	237	1075409	236	1077289	237	1082070	303
1074343	237	1075433	232	1077399	238	1083010	303
1074349	238	1075463	232	1077435	237	1083020	303
1074433	237	1075469	236	1077459	238	1083030	303
1074453	237	1075493	232	1077465	237	1083040	303
1074463	237	1075499	236	1077469	237	1083050	303
1074469	238	1075499S	238	1077489	238	1083060	303
1074499	238	1075583	232	1077495	237	1083070	303
1074569	238	1075589	236	1077529	237	1084009	305
1074595	63	1075613	232	1077559	237	1084409	351
1074659	238	1075643	232	1077619	237	1084605	304
1074703	237	1075653	232	1077649	237	1084655	304
1074733	237	1075669	236	1077675	237	1084659	304
1074809	63	1075673	232	1077679	237	1086100	304
1074819	63	1075703	232	1077705	237	1086109	304
1074829	238	1075733	232	1077709	237	1086510	304

# Index

1086519	304	1099013	274	1120159	278	1170043	265
1086520	304	1099015	274	1120189	278	1170045	265
1086529	304	1099043	274	E1123055	277	1170049	265
1086530	304	1099045	274	1130013	279	1170073	265
1086539	304	1099073	274	1130015	279	1170075	265
1086540	304	1099075	274	1130019	279	1170079	265
1086550	304	1099103	274	1130043	279	1170105	265
1086559	304	1099105	274	1130045	279	1170109	265
1089009	306	1099133	274	1130049	279	1170139	265
1089019	306	1099135	274	1130109	345	1170179	265
1090013	272	1099163	274	1133043	278	1171509	266
1090015	272	1099165	274	1133049	278	1171559	266
1090019	272	1099169	274	1140013	314	1171609	266
1090043	272	1099193	274	1140015	314	1173029	268
1090045	272	1099195	274	1140019	314	1173049	268
1090049	272	1099199	274	1140053	314	1180013	256
1090053	272	1099229	274	1140063	314	1180015	256
1090055	272	1099259	274	1140065	314	1180019	256
1090059	272	1099269	274	1140069	314	1180049	256
1090073	272	1099289	274	1141013	250	1180079	256
1090075	272	1099319	274	1141015	250	1180099	256
1090079	272	1099339	274	1141033	250	1181003	256
1090103	272	1100013	250	1141035	250	1181009	256
1090105	272	1100043	250	1141083	241	1190013	273
1090109	272	1100045	250	1141093	241	1190015	273
1090133	272	1100163	250	1143019	298	1190019	273
1090135	272	1100193	250	1143109	298	1190043	273
1090139	272	1110013	238	E1143205	297	1190045	273
1090163	272	1110043	238	1144063	314	1190049	273
1090165	272	1110073	238	1144065	314	1190053	273
1090169	272	1110075	238	1144069	314	1190055	273
1090193	272	1110129	238	1146109	297	1190059	273
1090195	272	1110139	238	1150015	251	1190073	273
1090199	272	1120013	278	1150046	251	1190075	273
1090209	272	1120015	278	1150079	251	1190079	273
1090229	272	1120019	278	1153079	251	1190103	273
1090259	272	1120023	278	1160010	257	1190105	273
1090269	272	1120033	278	1160040	257	1190109	273
1090289	272	1120035	278	1160070	257	1190133	273
1090309	272	1120043	278	1160200	257	1190135	273
1090319	272	1120045	278	1160210	257	1190139	273
1090339	272	1120049	278	1160219	257	1190163	273
1090349	272	1120073	278	1161019	257	1190165	273
1090503	272	1120075	278	1161049	257	1190169	273
1090509	272	1120079	278	1161079	257	1190193	273
1092183	276	1120103	278	1161209	257	1190195	273
1092189	276	1120105	278	1170013	265	1190199	273
1092289	308	1120109	278	1170015	265	1190209	273
E1093215	259	1120133	278	1170019	265	1190229	273
E1093255	276	1120135	278	1170039	265	1190259	273



# Index

1190289	273	1240209	284	1270013	267	1270013	267
1192183	276	1240239	284	1270015	267	1270015	267
1192189	276	1240519	285	1270023	267	1270023	267
1192289	308	1241053	285	1270043	267	1270043	267
1199013	275	1241083	285	1270053	267	1270053	267
1199015	275	1241085	285	1270055	267	1270055	267
1199043	275	1241089	285	1270063	267	1270063	267
1199045	275	1241113	285	1270075	267	1270075	267
1199073	275	1241115	285	1270083	267	1270083	267
1199075	275	1241119	285	1270089	267	1270089	267
1199105	275	1241133	285	1272023	267	1272023	267
1199163	275	1241135	285	1272043	267	1272043	267
1199165	275	1241139	285	1272063	267	1272063	267
1199195	275	1241179	285	1272083	267	1272083	267
1210013	282	1242045	283	1280049	268	1280049	268
1210015	282	1242049	283	1290019	309	1290019	309
1210019	282	1242519	285	1291079	309	1291079	309
1210049	282	1243019	291	1300043	268	1300043	268
1210073	282	1243049	291	1300045	268	1300045	268
1210075	282	1243059	291	1300073	268	1300073	268
1210079	282	1243089	287	1300075	268	1300075	268
1210109	282	1243093	288	1300079	268	1300079	268
1210159	282	1243139	284	1310013	269	1310013	269
1220019	311	1243179	284	1310015	269	1310015	269
1220129	311	1243209	284	1310043	269	1310043	269
1221049	310	1243239	284	1310045	269	1310045	269
1222079	310	1243329	288	1310049	269	1310049	269
1224079	313	1248269	284	1310075	269	1310075	269
1224089	313	1250013	241	1310079	269	1310079	269
1224099	313	1250023	241	1312053	269	1312053	269
1229049	311	1250043	241	1312229	269	1312229	269
1229079	312	1250073	241	1320103	290	1320103	290
1229129	312	1250103	241	1330209	307	1330209	307
1230019	310	1250133	241	1340013	281	1340013	281
1240013	284	1250139	241	1340015	281	1340015	281
1240015	284	1250163	241	1340019	281	1340019	281
1240019	284	1250169	241	1340043	281	1340043	281
1240043	284	1250199	241	1340045	281	1340045	281
1240045	284	1250229	241	1340049	281	1340049	281
1240049	284	1250229	340	1350013	283	1350013	283
1240073	284	1250239	241	1350015	283	1350015	283
1240075	284	1250259	241	1350019	283	1350019	283
1240079	284	1250289	241	1350023	283	1350023	283
1240103	284	1250319	241	1350025	283	1350025	283
1240105	284	1250349	241	1350029	283	1350029	283
1240109	284	1250359	241	1350035	283	1350035	283
1240135	284	1260109	244	1350039	283	1350039	283
1240139	284	1260149	244	1350043	283	1350043	283
1240159	284	1260149s	244	1350045	283	1350045	283
1240179	284	1260239	244	1350069	283	1350069	283

# Index

1350079	283	1430160	315	1490519	301	1581009	286
1350089	283	1431010	319	1490529	301	1583009	286
1352053	269	143101L	321	1490733	307	1584009	287
1352055	269	1431110	322	1490753	307	1590039	349
1352229	269	1431150L	321	1492743	307	1590069	349
1360013	279	1431210	317	1510049	342	1592039	349
1360015	279	1432015	322	1510109	342	1592069	349
1360019	279	1432019	322	1520039	344	1594019	349
1360023	279	1433015	317	1520049	344	1594059	349
1360029	279	1433019	317	1530039	345	1594109	349
1360035	279	1434015	316	1530049	345	1600055	350
1360039	279	1434019	316	1530059	344	1600059	350
1360043	279	1440015	320	1530069	344	1612249	344
1360049	279	1440019	320	1530079	344	1612449	343
1360069	279	1441010	320	1530089	344	1620043	289
1360089	279	1450029	321	1530099	344	1620053	289
1363079	280	1450039	317	1530109	345	1620063	289
1370043	270	1450049	318	1540019	340	1620109	289
1370045	270	1450099	318	1540029	340	1622023	289
1370049	270	1450179	315	1540039	340	1622053	289
1373029	266	1450229	316	1540049	340	1623029	288
1373069	266	1450240	318	1540059	340	1623049	288
1380013	280	1450259	319	1540069	340	1623059	288
1380015	280	1450260	319	1540159	340	1623069	288
1380019	280	1450289	321	1550029	346	1630049	296
1380023	280	1450339	315	1550039	346	1630119	296
1380025	280	1460106	271	1550923	346	1630129	296
1380029	280	1460109	271	1550929	346	1640073	240
1380033	280	1460146	271	1553729	346	1640079	240
1380043	280	1460206	271	1554109	347	1640149	240
1380045	280	1460209	271	1560039	295	1640189	240
1380049	280	1460239	271	1560079	294	1642073	240
E1383065	281	1460709	271	1560089	295	1642079	240
1390013	282	1470063	270	1560139	294	1642149	240
1390019	282	1470065	270	1560219	293	1642189	240
1390023	282	1470069	270	1560409	291	1650049	308
1390025	282	1470109	270	1560419	281	1650079	308
1410013	258	1473059	266	1560449	290	1650109	294
1410043	258	1473109	266	1560479	292	1650139	309
1410045	258	1480195	289	1560539	290	1670019	300
1410073	258	1480199	289	1563019	292	1681009	302
1410075	258	1480315	289	1563029	293	1681010	302
1410103	258	1480319	289	1563069	291	1682009	302
1410105	258	1480379	289	1564019	348	1682010	302
1420015	320	1490013	300	1564059	348	1734050	68
1420019	320	1490039	300	1564109	347	1734055	69
1421010	320	1490049	301	1570043	282	1734100	68
1430015	319	1490053	301	1570083	282	1734105	69
1430019	319	1490069	301	1570123	282	1734155	69
1430150	315	1490139	301	1580009	286	1734160	68

# Index

1734203	68	1743480	73	185413Z	332	1924600	211
1734203S	68	1743560	73	1854143	332	1924610	211
1734205	69	1743580	73	1854164	332	1929030	38
1734255	69	1748405	74	185417Z	332	1929040	38
1734265	68	1748507	74	185419Z	332	1929050	38
1734265S	68	1748609	74	1854224	354	1929080	38
1734307	68	1748815	74	185423Z	332	1929090	38
1734327	68	1748827	74	1854234	332	1929100	38
1734359	68	1748839	74	1854304	354	1929105	38
1734379	68	1749123	245	1854324	332	1929110	38
1734389	68	1749124	245	1854334	332	1929120	38
1735050	68	1749125	245	1854354	332	1929125	38
1735100	68	1786327	66	185510Z	354	1929130	38
1735160	68	1786359	66	185511Z	332	1929135	38
1735203	68	1786389	66	185512Z	332	1929140	38
1735203S	68	1786400	75	185513Z	332	1929145	38
1735265	68	1786410	66	1855143	332	1929150	38
1735265S	68	1786460	75	1855164	332	1929160	38
1735307	68	1786470	66	185517Z	332	1929165	38
1735327	68	1786520	75	185519Z	332	1929170	38
1735359	68	1786560	66	1855224	354	1929175	38
1735379	68	1786580	66	1855234	332	1929180	38
1735389	68	1787103	66	185523Z	332	1929185	38
1736379	69	1787109	66	1855304	354	1929190	38
1736389	69	1789327	66	1855324	332	1929195	38
1736400	69	1789359	66	1855334	332	1929200	38
1736410	69	1789389	66	1855354	332	1929210	38
1736480	69	1789410	66	1870104	333	1929220	38
1736560	69	1789470	66	1870224	333	1929230	38
1736580	69	1800019	224	1870324	333	1929240	38
1736700	69	1850104	332	1870406	333	1929250	38
1739379	69	1850224	332	1870508	333	1929260	38
1739389	69	1850304	332	190025H	77	1929270	38
1739400	69	L1850324	332	1901218	363	1929280	38
1739410	69	1850324	332	1902290	363	1929290	38
1739480	69	185133Z	333	1902292	363	1929295	38
1739560	69	1851538	333	1910030	260	1929297	38
1739580	69	1852416	333	1910050	260	1929800	298
1739700	69	G1853x05	118	1910140	260	1929810	298
174107Z	73	G1853x05	335	1910261	146	1929820	298
174107Z	245	G1853x09	118	1919370	260	1929830	298
1742203S	72	G1853x09	335	1921040	38	1929840	298
1742275S	72	G1853X19	94	1924510	211	1929850	298
1742337S	72	G1853X19	100	1924520	211	1929860	298
1742359S	72	G1853X19	358	1924530	211	1929870	298
1743203	73	G1853x3Z	121	1924540	211	1929880	298
1743275	73	G1853x3Z	338	1924550	211	1929890	298
1743337	73	185410Z	354	1924560	211	1929900	298
1743359	73	185411Z	332	1924570	211	1929910	298
1743379	73	185412Z	332	1924580	211	1929920	298

# Index

1929930	298	2012147	200	2014337	202	2014987	202
1929940	298	2012157	200	2014347	202	2015037	201
1929950	298	2012187	200	2014365	203	2015047	201
2010017	199	2012197	200	2014367	202	2015057	201
2010047	199	2012327	199	2014375	203	2015067	201
2010057	199	2012337	199	2014377	202	2015207	201
2010067	199	2012427	200	2014405	203	2015307	201
2010077	199	2012437	200	2014407	202	2015317	201
2010087	199	2012507	200	2014417	202	2015407	201
2010107	199	2012517	200	2014427	202	2015417	201
2010117	199	2012747	199	2014435	203	2015427	201
2010137	199	2012757	199	2014437	202	2015437	201
2010157	199	2012817	199	2014465	203	2015547	202
2010167	199	2012827	199	2014467	202	2015557	202
2010177	199	2012877	199	2014475	203	2015707	202
2010197	199	2012887	199	2014477	202	2015717	202
2010207	199	2013815	203	2014487	202	2015787	201
2010217	199	2013835	203	2014507	202	2015797	201
2010227	199	2013855	203	2014515	203	2015807	201
2010257	199	2013875	203	2014517	202	2015817	201
2010287	199	2014017	201	2014545	203	2015907	201
2010297	199	2014027	201	2014547	202	2015917	201
2010307	199	2014035	203	2014557	202	2015947	202
2010317	199	2014037	201	2014567	202	2015957	202
2010347	199	2014065	203	2014577	202	2015967	202
2010357	199	2014067	201	2014587	202	2015977	202
2010367	199	2014075	203	2014597	202	2015987	202
2010377	199	2014077	201	2014647	201	2015997	202
2010387	199	2014105	203	2014657	201	2016007	205
2010407	199	2014107	201	2014717	201	2016017	205
2010417	199	2014117	201	2014727	201	2016045	206
2010437	199	2014127	201	2014737	202	2016047	205
2010467	199	2014135	203	2014767	202	2016055	206
2010477	199	2014137	201	2014777	202	2016057	205
2010487	199	2014165	203	2014787	202	2016067	205
2010497	199	2014167	201	2014837	202	2016077	205
2010527	199	2014175	203	2014867	202	2016127	205
2010557	199	2014177	201	2014877	202	2016137	205
2010587	199	2014205	203	2014887	202	2016147	205
2010627	199	2014207	201	2014897	202	2016157	205
2010637	199	2014215	203	2014907	202	2016167	205
2012027	200	2014217	201	2014915	203	2016177	205
2012037	200	2014245	203	2014917	202	2016187	205
2012047	200	2014247	201	2014925	203	2016197	205
2012057	200	2014287	202	2014927	202	2016227	205
2012067	200	2014297	202	2014937	202	2016237	205
2012077	200	2014307	202	2014947	202	2016247	206
2012087	200	2014317	202	2014957	202	2016257	206
2012107	200	2014327	202	2014967	202	2016267	206
2012117	200	2014335	203	2014977	202	2016277	206

# Index

2016287	206	2020000	221	2022310	212	2031257	209
2016297	206	2020150	220	2022325	221	2031267	209
2016317	206	2020410	220	2022355	221	2031277	209
2016327	206	2020430	220	2022365	221	2031287	209
2016377	206	2020450	220	2022405	221	2031317	209
2016387	206	2020460	220	2022455	221	2031367	209
2016417	206	2020470	220	2022505	221	2031377	209
2016427	206	2020480	220	2022515	218	2031407	209
2016507	205	2020490	220	2022546	218	2031417	209
2016517	205	2020500	220	2022705	219	2031427	209
2016617	205	2020560	220	2022736	219	2031437	209
2016627	205	2020590	220	2022746	219	2031447	209
2016677	205	2020603	222	2022756	219	2031457	209
2016687	205	2020659	222	2022766	219	2031467	209
2016867	205	2020917	217	2023355	222	2031477	209
2016877	205	2020927	217	2023405	222	2031487	209
2017057	207	2021250	218	2023505	222	2031497	209
2017067	207	2021280	218	2026057	220	2031517	209
2017137	207	2021300	218	2026107	220	2033087	214
2017167	207	2021300	219	2027050	216	2033107	214
2017227	207	2021330	218	2027060	216	2033127	214
2017237	207	2021350	218	2027070	216	2033137	214
2017317	207	2021400	218	2027100	216	2033147	214
2017347	207	2021450	218	2027110	216	2033157	214
2017437	207	2021530	218	2027210	217	2033167	214
2017457	207	2021550	218	2027220	217	2033177	214
2017467	207	2021580	218	2027230	217	2033187	214
2017487	207	2021600	218	2027240	217	2033197	214
2017607	207	2021630	218	2027635	216	2033207	214
2017617	207	2021650	218	2027645	216	2033217	214
2017627	207	2022000	212	2027675	216	2033227	214
2017637	207	2022010	212	2027706	216	2033237	214
2017647	207	2022020	212	2027726	216	2033247	214
2017657	207	2022030	212	2027736	216	2033257	214
2017707	207	2022040	212	2031007	209	2033267	214
2017717	207	2022050	212	2031017	209	2033277	214
2017727	207	2022060	212	2031027	209	2033287	214
2017737	207	2022070	212	2031037	209	2033297	214
2017747	207	2022100	212	2031047	209	2033307	214
2017757	207	2022110	212	2031057	209	2033317	214
2019107	200	2022140	212	2031077	209	2033327	214
2019117	200	2022150	212	2031087	209	2033337	214
2019147	200	2022200	212	2031097	209	2033347	214
2019157	200	2022210	212	2031107	209	2033357	214
2019187	200	2022240	212	2031137	209	2033367	214
2019197	200	2022250	212	2031157	209	2033377	214
2019227	200	2022260	212	2031167	209	2033387	214
2019237	200	2022270	212	2031177	209	2033397	214
2019267	200	2022300	212	2031197	209	2033407	214
2019277	200	2022305	221	2031227	209	2033427	214

# Index

2033457	214	2061007	208	3185009	335	3185034	335
2033487	214	2061017	208	3185010	118	3185035	118
2033507	214	2061037	208	3185010	335	3185035	335
2033557	214	2061047	208	3185011	118	3185036	118
2033587	214	2061067	208	3185011	335	3185036	335
2033607	214	2061097	208	3185012	118	3185037	118
2034015	221	2061107	208	3185012	335	3185037	335
2034025	221	2061117	208	3185013	118	3185038	118
2034037	221	2061127	208	3185013	335	3185038	335
2034047	221	2061137	208	3185014	118	3185039	118
2034055	221	2061147	208	3185014	335	3185039	335
2034065	221	2064017	208	3185015	118	3185040	118
2034415	212	2064037	208	3185015	335	3185040	335
2034415	322	2064047	204	3185016	118	3185041	118
2034465	212	2064057	204	3185016	335	3185041	335
2034465	322	2064067	204	3185017	118	3185042	118
2034469	212	2064077	204	3185017	335	3185042	335
2034469	322	2064087	204	3185018	118	3185043	118
2034515	212	2064097	204	3185018	335	3185043	335
2034515	322	2064107	204	3185019	118	3185044	118
2034519	212	2064117	204	3185019	335	3185044	335
2034519	322	2064127	204	3185020	118	3185101	100
2035017	213	2064137	204	3185020	335	3185102	100
2035048	213	2064147	204	3185021	118	3185103	100
2039015	210	2064157	204	3185021	335	3185104	100
2039045	210	2064167	204	3185022	118	3185105	100
2039065	210	2064177	204	3185022	335	3185106	358
2039075	210	2064187	204	3185023	118	3185109	100
2039207	210	2064197	204	3185023	335	3185110	100
2039237	210	2064207	204	3185024	118	3185200	121
2039307	210	2064217	204	3185024	335	3185200	338
2039337	210	2064227	204	3185025	118	3185201	121
2039407	210	2064237	204	3185025	335	3185201	338
2039437	210	2064247	204	3185026	118	3185202	121
2039507	211	2064257	204	3185026	335	3185202	338
2039517	211	2064267	204	3185027	118	3185203	121
2039527	211	2064277	204	3185027	335	3185203	338
2039537	211	3185002	118	3185028	118	3185204	121
2039547	211	3185002	335	3185028	335	3185204	338
2039557	211	3185003	118	3185029	118	3185205	121
2039567	211	3185003	335	3185029	335	3185205	338
2039607	210	3185005	118	3185030	118	3185206	121
2039637	210	3185005	335	3185030	335	3185206	338
2060007	208	3185006	118	3185031	118	3510358	98
2060017	208	3185006	335	3185031	335	3510359	98
2060037	208	3185007	118	3185032	118	3510360	98
2060067	208	3185007	335	3185032	335	3510500	98
2060087	208	3185008	118	3185033	118	3510501	98
2060097	208	3185008	335	3185033	335	3510502	98
2060127	208	3185009	118	3185034	118	3510503	98

# Index

3510504	98	7075204	165	7220031	139	7303407Z	89
3510505	254	7075254	165	7220041	139	7303407Z	362
3510509	98	7111311	177	7220051	139	73034086	89
3510510	254	7111321	177	7220071	139	73034086	362
3510605	254	7111361	177	7220081	142	73034098	89
3510610	254	7111411	177	7220091	142	73034098	362
3510905	255	7111461	177	7220101	139	7330011	144
3510910	255	7120728	145	7220111	142	7330021	144
3510915	255	7120848	145	7220121	142	7330041	144
3510920	255	7120901	136	7220161	142	7330051	144
3511205	255	7120911	136	7220171	142	7330061	144
3511210	255	7120921	136	7220271	139	7331021	143
3511215	255	7120931	136	7220301	140	7331031	143
3511305	255	7120941	136	7220321	139	7331041	143
3511905	255	7122178	141	7220331	139	7331051	143
3511910	255	7122181	141	73001284	360	7331061	143
3511915	255	7122208	141	73001316	360	7331101	143
3513105	254	7123141	141	73001328	360	7332011	143
3513405	255	7124401	141	73001364	360	7333021	143
3513505	255	7124411	141	73001396	360	7335101	151
3513510	255	712685Z	359	73001408	360	7336419	147
3513605	255	7210011	137	73001444	360	7336429	147
3513610	255	7210021	137	73001476	360	7336439	147
3513805	255	7210031	137	73001488	360	7336449	147
3513810	255	7210041	137	73001714	360	7336459	147
3513905	255	7210051	137	73001746	360	7336469	147
3514005	255	7210061	137	73001778	360	7336479	147
5548061	359	7210071	137	73003054	361	7336511	146
5588269	277	7210081	137	CA73003054	361	7336919	145
5588279	277	7210091	137	CA7300306Z	361	7336929	145
7070011	135	7210101	137	7300306Z	361	7336939	145
7070041	135	7210111	137	73003076	361	7336949	145
7070071	135	7210121	137	CA73003076	361	7336959	145
7070101	135	7210131	137	73003088	361	7336969	145
7070131	135	7210141	137	CA73003088	361	7340141	149
7070161	135	7210151	137	73005054	361	7340151	149
7070191	135	7210161	137	CA73005054	361	7340161	149
7070221	135	7210171	137	CA7300506Z	361	7340171	149
7070251	135	7210181	137	7300506Z	361	7340261	149
7070311	135	7210204	165	73005076	361	7340301	150
7070341	135	7210301	156	CA73005076	361	7340351	150
7070371	135	7210311	156	73005088	361	7410001	162
7070401	135	7210321	156	CA73005088	361	7410011	162
7070431	135	7210331	156	73017204	362	7410031	162
7070461	135	7210341	156	73017216	362	7410041	163
7070491	135	7210351	156	73017228	362	7410051	163
7070521	135	7210361	156	73033161	363	7410061	163
7070551	135	7210371	156	73033171	363	7420071	172
7072004	164	7220011	139	73034064	89	7420271	172
7072024	164	7220021	139	73034064	362	7420311	166

# Index

7420321	166	7520301	154	807120H	70	8081015	254
7420331	166	7520311	154	8071210	70	8081019	254
7420341	166	7520321	154	8071210L	70	808601H	102
7420371	172	7520331	154	807121H	70	808602H	102
7420471	172	7521091	159	807121HL	70	808603H	102
7420501	176	7521101	159	8071250	70	808604H	102
7420811	167	7524101	155	807125H	70	808605H	102
7420821	167	7524231	155	807125HL	70	808606H	102
7420831	167	7524241	155	8073015	105	808607H	102
7420841	167	7524251	155	807310H	67	808611H	102
7422811	167	7524261	155	807315H	67	808612H	102
7422821	167	7524281	155	807320H	73	808613H	102
7423811	168	7524301	155	8073219	83	808615H	102
7423821	168	7524351	155	807322H	73	808616H	102
7424811	168	7524401	155	807330H	79	808618H	102
7424821	168	7524451	155	807331H	80	808619H	102
7425811	168	7524501	155	807335H	79	808620H	102
7425821	168	7525101	161	807336H	80	808622H	102
7426811	167	7525151	161	807337H	79	8171X30	96
7426821	167	7526031	157	8073390	82	8171130	104
7426831	168	7526041	157	807340H	82	8171230	95
7426841	168	7526051	157	8073419	81	8171230	104
7426851	168	7526061	157	8073420	81	8171330	104
7510011	175	7526081	157	807350H	78	8171430	104
7510021	174	7526101	157	807355H	78	822031H	105
7510081	170	7526121	157	8073650	81	822032H	105
7510101	173	7526151	157	8073700	81	822033H	105
7510401	171	7526201	157	8073713	81	822034H	105
7510451	171	7760061	178	8073715	81	822035H	105
7510511	175	7760081	178	8073719	81	822036H	105
7510521	174	7761051	178	8073729	82	822037H	105
7511031	158	7761071	178	8073729	82	822038H	105
7511051	158	7971041	138	8073739	82	822055H	76
7511061	158	7971071	138	8073745	83	8223019	107
7511081	158	7971101	138	8073800	83	8223029	108
7511101	158	7971301	138	8080015	254	8223209	109
7511121	158	7971401	138	8080019	254	8223259	109
7511151	158	7971501	138	8080110	96	8420123	113
7511201	158	7972001	138	8080310	95	8420133	113
7511251	158	7976201	138	8080310	97	8420143	113
7511301	158	7976301	138	8080320	95	8420163	113
7520021	152	7976401	138	8080320	97	842032H	113
7520031	152	7976501	138	8080350	96	842033H	114
7520041	152	8053600	86	8080510	101	842034H	114
7520051	152	8053650	86	8080520	101	842037H	113
7520121	152	8053750	86	8080530	101	842038H	114
7520141	152	8053850	86	8080540	101	842039H	114
7520201	152	8071059	70	8080550	101	842062H	113
7520221	152	8071119	70	8080630	95	842063H	114
7520241	152	8071200	70	808107H	102	842064H	114



# Index

8421113	113	90100846	17	90102636	21	90105006	26
8421153	113	90100856	17	90102706	21	90105106	26
8422113	113	90100906	18	90102806	21	90105156	26
8422153	113	90100956	18	90102856	26	90105203	24
8423113	114	90101000	18	90102906	21	90105306	24
8423153	114	90101006	18	90103006	21	90105306	330
8424113	114	90101040	18	90103206	21	9010532E	24
8424153	114	90101046	18	9010330Z	24	90105406	24
8450019	112	90101106	18	90103353	24	90105406	330
8450029	112	90101136	18	90103403	24	90105436	24
8450039	112	90101146	18	90103453	24	90105456	24
8450049	111	90101156	18	90103506	24	90105506	24
8450069	110	90101166	18	90103506	330	90105506	330
8450119	112	90101186	18	90103553	24	90105596	24
8450129	112	90101203	21	9010372E	24	90105596	330
8450139	112	90101223	21	90103806	24	90105606	24
8450149	111	90101306	21	90103806	330	90105906	24
8450169	110	9010131E	21	9010385E	24	90105906	330
8450199	110	90101333	21	90103953	24	90106006	24
8450209	110	90101406	21	90104006	24	90106006	330
8450219	110	90101416	21	90104006	330	90106036	24
8451119	112	90101426	21	90104016	24	90106036	330
8451129	112	90101456	21	90104036	24	90106043	26
8451139	112	90101506	21	90104036	330	90106076	26
8451149	111	90101606	21	90104106	24	90106086	26
8451169	110	90101706	21	90104106	330	90106096	26
852410H	91	90101796	21	90104116	24	90106116	26
852413H	91	90101806	21	90104206	24	90106126	26
852414H	91	90101906	21	90104206	330	90106146	26
852415H	91	90102006	21	90104306	24	90106173	26
852416H	91	90102056	21	90104306	330	90106186	26
852418H	91	90102103	21	90104406	24	90106306	26
852420H	91	90102156	77	90104406	330	90106406	26
852421H	91	90102166	77	90104506	24	90107036	35
853001H	103	90102206	21	90104506	330	90107036	330
853011H	103	9010221E	21	90104606	24	90107066	35
853012H	103	90102223	21	90104606	330	90107066	330
854004H	84	90102236	77	90104626	24	90107096	35
8540010	84	90102246	77	90104626	330	90107096	330
8540029	85	90102306	21	90104636	24	90110106	32
8560010	93	90102316	77	90104636	330	90110106	329
8560020	92	9010232E	21	90104683	26	90110136	32
8560110	116	90102336	77	90104693	26	90110136	329
90100306	17	90102353	21	90104706	26	90110256	32
90100406	17	90102406	21	90104716	26	90110256	329
90100500	17	90102416	21	90104756	26	90110306	32
90100506	17	90102436	21	90104806	26	90110306	329
90100606	17	90102506	21	90104856	26	90110656	32
90100706	17	90102556	24	90104906	26	90110656	329
90100806	17	90102606	21	90104956	26	90110856	32

# Index

90110856	329	90201006	352	90210005	355	91322033	39
90112106	77	90201106	36	90210055	38	91322066	39
90112206	77	90201106	352	90210055	355	91329103	39
90112306	17	90202433	36	90210105	38	91329133	39
90120306	17	90202433	352	90210105	355	91329166	39
90120506	17	90202443	36	90250406	37	91332433	39
90120906	17	90202443	352	90250406	353	91332453	39
90121106	17	9020245E	36	90250606	37	91332476	39
90130106	20	9020245E	352	90250606	353	91334013	39
90130206	20	90202453	36	90254006	37	91334033	39
90130306	20	90202453	352	90254006	353	91334066	39
90130406	20	90202486	36	90256066	37	91353103	39
90130506	20	90202486	352	90256066	353	91353166	39
90130606	20	90202493	36	90302706	25	91381603	39
90130706	20	90202493	352	90302806	25	91381633	39
90130806	20	90202496	36	90302906	25	91381666	39
90131406	20	90202496	352	90303006	25	95004106	25
90131476	20	90202506	36	90400100	19	95004306	25
90131556	29	90202506	352	90400106	19	95004406	25
90131606	20	90202566	36	90400300	19	95004506	25
90131676	20	90202566	352	90400306	19	95004906	27
90131706	20	90202606	36	90400356	18	95004956	27
90131756	29	90202606	352	90400500	19	95005006	27
90131776	29	90202636	36	90400506	19	95005826	23
90131806	20	90202636	352	90400556	18	95005826A	23
90131856	29	90202706	36	90600093	34	95005846	23
90131906	20	90202706	352	90600413	34	95005846A	23
90141656	29	90202756	36	90600414	34	95005846B	23
90141756	29	90202756	352	90600443	34	95005906	25
90141856	29	90202806	36	90600444	34	95006126	27
90141956	29	90202806	352	90600513	34	95006236	23
90200511	37	90202857	36	90600514	34	95006236A	23
90200511	353	90202857	352	90800106	28	95006276	23
90200551	37	90202906	36	90800106	331	95006276A	23
90200551	353	90202906	352	90800206	28	95006276B	23
9020061A	37	90202956	36	90800206	331	95006306	27
9020061A	353	90202956	352	90800406	28	95006506	23
9020063A	37	90203006	36	90800406	331	95006506A	23
9020063A	353	90203006	352	90800506	28	95006506B	23
90200706	36	90203406	36	90800506	331	95006516	23
90200706	352	90203406	352	90800606	28	95006516A	23
90200806	36	90204006	36	90800606	331	95006516B	23
90200806	352	90204006	352	90800706	28	95006606	23
90200857	36	90204106	36	90800706	331	95006706	23
90200857	352	90204106	352	90801106	19	95302706	25
90200906	36	90204206	36	90801206	19	95406356	28
90200906	352	90204206	352	90801306	19	95534296NP	30
90200957	36	90209013	38	90801506	19	9553429RNP	30
90200957	352	90209013	355	90801706	19	95534366NP	30
90201006	36	90210005	38	91322013	39	9553436TNP	30

# Index

95534396NP	30	97006206	27	3831.101.34	132	6830.220.34	56
9553459SNP	30	2715.251.30	14	3831.101.48	132	6830.220.43	56
95536406NP	30	2715.301.30	14	3831.125.43	132	6830.220.52	56
9553642SNP	30	2715.301.31	14	3831.125.45	132	6830.220.58	56
9554167UNP	30	2715.303.30	14	3831.125.48	132	6830.316.27	56
9554177UNP	30	2715.350.30	14	3831.125.63	132	6830.316.34	56
95541866NP	30	2715.351.30	14	3831.125.64	132	6830.316.43	56
9554187RNP	30	2814.160.20	15	3831.126.43	132	6830.318.25	56
9554197RNP	30	2814.160.21	15	3831.126.45	132	6830.318.34	56
9554267RNP	30	2814.190.20	15	3831.126.48	132	6830.318.43	56
9554277UNP	30	2814.190.21	15	3831.126.63	132	6830.320.25	56
9554287RNP	30	2814.190.30	15	3831.126.64	132	6830.320.34	56
9554333UNP	30	2814.190.31	15	3910.070.20	133	6830.320.43	56
95543346NP	30	2814.216.31	15	3910.070.30	133	6830.320.52	56
9560079M	31	2814.250.30	15	3910.078.20	133	6830.320.58	56
95600103	34	2814.250.31	15	3910.079.20	133	6830.418.34	56
95600303	34	2832.120.20	16	3910.170.20	133	6830.418.43	56
95600304	34	2832.125.22	16	3910.170.30	133	6830.518.34	56
95600403	34	2833.120.20	16	3910.178.20	133	6830.518.43	56
95600404	34	2833.120.22	16	3910.179.20	133	6832.012.25	57
95600453	34	2833.125.20	16	3920.070.20	133	6832.016.25	57
95600454	34	2833.125.22	16	3920.078.20	133	6832.016.34	57
95600693	32	2833.125.45	16	3920.079.20	133	6832.112.25	57
95600694	32	2833.180.30	16	3920.170.20	133	6832.116.25	57
95600793	34	2833.180.45	16	3920.170.30	133	6832.116.34	57
95600794	34	2833.200.20	16	3920.178.20	133	6832.218.25	57
95601866	31	2833.200.45	16	3920.179.20	133	6832.218.34	57
9560210M	31	2833.201.45	16	6830.008.20	56	6832.218.43	57
95602106	31	2833.202.45	16	6830.010.27	56	6832.220.25	57
9560221M	31	3810.074.06	133	6830.012.25	56	6832.220.32	57
9560229M	31	3810.074.08	133	6830.012.35	56	6832.220.42	57
95602605	31	3810.074.15	133	6830.016.27	56	6832.220.51	57
9560261S	31	3810.076.06	133	6830.016.34	56	6832.220.61	57
95602643	31	3810.076.08	133	6830.016.43	56	6832.318.25	57
9560265U	31	3810.076.15	133	6830.018.25	56	6832.318.34	57
95602676	31	3810.100.22	134	6830.108.20	56	6832.318.43	57
9561010Z	33	3810.101.22	134	6830.110.27	56	6832.320.25	57
95610103	33	3810.102.22	134	6830.112.25	56	6832.320.32	57
9561030Z	33	3810.107.22	134	6830.112.35	56	6832.320.42	57
9561040Z	33	3810.107.30	134	6830.116.27	56	6832.320.51	57
95620303	33	3810.117.22	134	6830.116.34	56	6832.320.61	57
95620304	33	3810.117.30	134	6830.116.43	56	6833.025.49	57
95620403	33	3810.174.06	133	6830.118.25	56	6833.025.55	57
95620404	33	3810.174.08	133	6830.216.27	56	6833.025.60	57
9565265M	31	3810.174.15	133	6830.216.34	56	6833.025.65	57
95801611	363	3810.176.06	133	6830.216.43	56	6833.125.49	57
95801621	363	3810.176.08	133	6830.218.25	56	6833.125.55	57
96035306	20	3810.176.15	133	6830.218.34	56	6833.125.60	57
96035306	331	3831.100.34	132	6830.218.43	56	6833.125.65	57
97005006	27	3831.100.48	132	6830.220.25	56	6833.222.32	57

# Index

6833.222.38	57	6842.012.22	60
6833.222.43	57	6842.012.25	60
6833.222.49	57	6843.216.35	60
6833.222.54	57	6844.005.10	60
6833.322.32	57	6844.006.10	60
6833.322.38	57	6844.007.10	60
6833.322.43	57	6844.008.10	60
6833.322.49	57	6844.008.16	60
6833.322.54	57	6844.009.15	60
6834.025.37	58	6844.010.16	60
6834.025.52	58	6844.010.25	60
6834.025.67	58	6845.005.10	61
6834.125.37	58	6845.006.10	61
6834.125.52	58	6845.007.10	61
6834.125.67	58	6845.008.10	61
6834.220.29	58	6845.008.15	61
6834.222.44	58	6845.009.15	61
6834.320.29	58	6845.010.16	61
6834.322.44	58	6845.010.25	61
6835.025.38	58	6846.010.28	61
6835.025.46	58	6846.012.28	61
6835.025.54	58	6846.080.28	61
6835.025.63	58	6850.025.17	62
6835.025.71	58	6850.027.15	62
6835.125.38	58	6850.027.16	62
6835.125.46	58	6850.028.13	62
6835.125.54	58	6850.029.15	62
6835.125.63	58	6850.032.16	62
6835.125.71	58		
6835.222.38	58		
6835.322.38	58		
6837.025.30	59		
6837.025.40	59		
6837.025.49	59		
6837.025.59	59		
6837.125.30	59		
6837.125.40	59		
6837.125.49	59		
6837.125.59	59		
6837.225.30	59		
6837.225.40	59		
6837.225.49	59		
6837.225.59	59		
6837.325.30	59		
6837.325.40	59		
6837.325.49	59		
6837.325.59	59		
6838.012.21	59		
6838.012.24	59		
6838.012.31	59		



## Dimar Global Presence

Scan to find your local Dimar representative

